

SECURITY UPGRADES AT VARIOUS COUNTY LOCATIONS PHASE III TARRANT COUNTY, TEXAS


INDEX OF SHEETS

Sheet Number	Sheet Name
GENERAL	
G0-0	COVER SHEET
SC0-0	VIDEO SURVEILLANCE SYSTEMS NOTES & LEGENDS
SC0-1	VIDEO SURVEILLANCE CONDUIT AND CABLE ACCOMMODATIONS
SUBCOURTHOUSE IN ARLINGTON	
G0-1	COVER SHEET - SUBCOURTHOUSE IN ARLINGTON
SC1-1	SUBCOURTHOUSE IN ARLINGTON VIDEO SURVEILLANCE - LEVEL 01
SC1-2	SUBCOURTHOUSE IN ARLINGTON VIDEO SURVEILLANCE - LEVEL 02
SC1-3	SUBCOURTHOUSE IN ARLINGTON VIDEO SURVEILLANCE - LEVEL 03
SC1-4	SUBCOURTHOUSE IN ARLINGTON VIDEO SURVEILLANCE DEVICE SCHEDULE
SUBCOURTHOUSE AT MANSFIELD	
G0-2	COVER SHEET - SUBCOURTHOUSE AT MANSFIELD
SC2-1	SUBCOURTHOUSE AT MANSFIELD VIDEO SURVEILLANCE - LEVEL 01
SC2-2	SUBCOURTHOUSE AT MANSFIELD VIDEO SURVEILLANCE - LEVEL 02
SC2-3	SUBCOURTHOUSE AT MANSFIELD VIDEO SURVEILLANCE DEVICE SCHEDULE
MILLER AVENUE ADMINISTRATION BUILDING & CHARLES F. GRIFFIN BUILDING	
G0-3	COVER SHEET - MILLER AVE. ADMINISTRATION BUILDING & CHARLES F. GRIFFIN BUILDING
SC3-1	MILLER AVE. ADMINISTRATION BUILDING VIDEO SURVEILLANCE - LEVEL 01
SC3-2	CHARLES F. GRIFFIN BUILDING VIDEO SURVEILLANCE - LEVEL 01
SC3-3	MILLER AVE. ADMINISTRATION BUILDING & CHARLES F. GRIFFIN BUILDING VIDEO SURVEILLANCE DEVICE SCHEDULE
NORTHEAST COURTHOUSE	
G0-4	COVER SHEET - NORTHEAST COURTHOUSE
SC4-1	NORTHEAST COURTHOUSE VIDEO SURVEILLANCE - LEVEL 01
SC4-2	NORTHEAST COURTHOUSE VIDEO SURVEILLANCE - LEVEL 02
SC4-3	NORTHEAST COURTHOUSE VIDEO SURVEILLANCE - AFC BUILDING
SC4-4	NORTHEAST COURTHOUSE VIDEO SURVEILLANCE DEVICE SCHEDULE
NORTHWEST SUBCOURTHOUSE & ANNEX	
G0-5	COVER SHEET - NORTHWEST SUBCOURTHOUSE & ANNEX
SC5-1	NORTHWEST SUBCOURTHOUSE VIDEO SURVEILLANCE - LEVEL 01
SC5-2	NORTHWEST SUBCOURTHOUSE VIDEO SURVEILLANCE - LEVEL 02
SC5-3	NORTHWEST SUBCOURTHOUSE VIDEO SURVEILLANCE - LEVEL 03
SC5-4	NORTHWEST SUBCOURTHOUSE ANNEX VIDEO SURVEILLANCE - LEVEL 01
SC5-5	NORTHWEST SUBCOURTHOUSE SHERIFF'S OFFICE VIDEO SURVEILLANCE - LEVEL 01
SC5-6	NORTHWEST SUBCOURTHOUSE VIDEO SURVEILLANCE DEVICE SCHEDULE
PLAZA BUILDING	
G0-6	COVER SHEET - PLAZA BUILDING
SC6-1	PLAZA BUILDING VIDEO SURVEILLANCE - LEVEL 01
SC6-2	PLAZA BUILDING VIDEO SURVEILLANCE - LEVEL 02
SC6-3	PLAZA BUILDING VIDEO SURVEILLANCE - LEVEL 03
SC6-4	PLAZA BUILDING VIDEO SURVEILLANCE DEVICE SCHEDULE
DIONNE PHILLIPS BAGSBY SOUTHWEST SUBCOURTHOUSE	
G0-7	COVER SHEET - DIONNE PHILLIPS BAGSBY SOUTHWEST SUBCOURTHOUSE
SC7-1	DIONNE PHILLIPS BAGSBY SOUTHWEST SUBCOURTHOUSE VIDEO SURVEILLANCE - LEVEL 01
SC7-2	DIONNE PHILLIPS BAGSBY SOUTHWEST SUBCOURTHOUSE VIDEO SURVEILLANCE - LEVEL 02
SC7-3	DIONNE PHILLIPS BAGSBY SOUTHWEST SUBCOURTHOUSE VIDEO SURVEILLANCE DEVICE SCHEDULE
TOM VANDERGRIF CIVIL COURTS BUILDING	
G0-8	COVER SHEET - TOM VANDERGRIF CIVIL COURTS BUILDING
SC8-1	TOM VANDERGRIF CIVIL COURTS BUILDING VIDEO SURVEILLANCE - LEVEL 01
SC8-3	TOM VANDERGRIF CIVIL COURTS BUILDING VIDEO SURVEILLANCE - ROOF LEVEL
SC8-4	TOM VANDERGRIF CIVIL COURTS BUILDING VIDEO SURVEILLANCE DEVICE SCHEDULE
MEDICAL EXAMINERS OFFICE AND FORENSIC LABORATORIES	
G0-9	COVER SHEET - MEDICAL EXAMINER'S OFFICE AND FORENSIC LABORATORIES
SC9-1	MEDICAL EXAMINER'S OFFICE AND FORENSIC LABORATORIES VIDEO SURVEILLANCE - LEVEL 01
SC9-2	MEDICAL EXAMINER'S OFFICE AND FORENSIC LABORATORIES VIDEO SURVEILLANCE - LEVEL 02
SC9-3	MEDICAL EXAMINER'S OFFICE AND FORENSIC LABORATORIES VIDEO SURVEILLANCE - LEVEL 03
SC9-4	MEDICAL EXAMINER'S OFFICE AND FORENSIC LABORATORIES - VIDEO SURVEILLANCE DEVICE SCHEDULE
ELECTIONS CENTER, CENTRAL GARAGE FACILITY, PREMIER ANNEX / FIRE MARSHAL	
G0-10	COVER SHEET - ELECTIONS CENTER, CENTRAL GARAGE FACILITY, PREMIER ANNEX/FIRE MARSHAL
SC10-1	ELECTIONS CENTER VIDEO SURVEILLANCE - LEVEL 01
SC10-2	CENTRAL GARAGE FACILITY VIDEO SURVEILLANCE - LEVEL 01
SC10-3	CENTRAL GARAGE FACILITY VIDEO SURVEILLANCE - ROOF
SC10-4	PREMIER ANNEX / FIRE MARSHAL VIDEO SURVEILLANCE - LEVEL 1
SC10-5	PREMIER ANNEX / FIRE MARSHAL VIDEO SURVEILLANCE - LEVEL 2
SC10-6	ELECTIONS CENTER, CENTRAL GARAGE FACILITY, PREMIER ANNEX/FIRE MARSHAL VIDEO SURVEILLANCE DEVICE SCHEDULE
PLAZA GARAGE	
G0-11	COVER SHEET - PLAZA GARAGE
SC11-1	PLAZA GARAGE VIDEO SURVEILLANCE - LEVEL 01
SC11-2	PLAZA GARAGE VIDEO SURVEILLANCE - LEVEL 02
SC11-3	PLAZA GARAGE VIDEO SURVEILLANCE - LEVEL 03
SC11-4	PLAZA GARAGE VIDEO SURVEILLANCE - LEVEL 04
SC11-5	PLAZA GARAGE VIDEO SURVEILLANCE - LEVEL 05
SC11-6	PLAZA GARAGE VIDEO SURVEILLANCE - LEVEL 06
SC11-7	PLAZA GARAGE VIDEO SURVEILLANCE - LEVEL 07
SC11-8	PLAZA GARAGE VIDEO SURVEILLANCE - LEVEL 08
SC11-9	PLAZA GARAGE VIDEO SURVEILLANCE DEVICE SCHEDULE
CALHOUN GARAGE	
G0-12	COVER SHEET - CALHOUN GARAGE
SC12-1	CALHOUN GARAGE VIDEO SURVEILLANCE - LEVEL 01
SC12-2	CALHOUN GARAGE VIDEO SURVEILLANCE - LEVEL 02
SC12-3	CALHOUN GARAGE VIDEO SURVEILLANCE - LEVEL 03
SC12-4	CALHOUN GARAGE VIDEO SURVEILLANCE - LEVEL 04
SC12-5	CALHOUN GARAGE VIDEO SURVEILLANCE - LEVEL 05
SC12-6	CALHOUN GARAGE VIDEO SURVEILLANCE - LEVEL 06
SC12-7	CALHOUN GARAGE VIDEO SURVEILLANCE - LEVEL 07
SC12-8	CALHOUN GARAGE VIDEO SURVEILLANCE DEVICE SCHEDULE
TAYLOR GARAGE	
G0-13	COVER SHEET - TAYLOR GARAGE
SC13-1	TAYLOR GARAGE VIDEO SURVEILLANCE - LEVEL 0
SC13-2	TAYLOR GARAGE VIDEO SURVEILLANCE - LEVEL 8
SC13-3	TAYLOR GARAGE VIDEO SURVEILLANCE - LEVEL 1
SC13-4	TAYLOR GARAGE VIDEO SURVEILLANCE - LEVEL 2
SC13-5	TAYLOR GARAGE VIDEO SURVEILLANCE - LEVEL 3
SC13-6	TAYLOR GARAGE VIDEO SURVEILLANCE - LEVEL 4
SC13-7	TAYLOR GARAGE VIDEO SURVEILLANCE - LEVEL 5
SC13-8	TAYLOR GARAGE VIDEO SURVEILLANCE - LEVEL 6
SC13-9	TAYLOR GARAGE VIDEO SURVEILLANCE DEVICE SCHEDULE



architects / planners / interiors

200 Bailey Ave., Suite 200
Fort Worth, Texas 76107
817.921.5928
817.302.0692 fax



VIDEO SURVEILLANCE SYSTEMS
IDIBRI
15508 WRIGHT BROTHERS DRIVE
ADDISON, TEXAS 75001
972.239.1505

TARRANT COUNTY
SECURITY UPGRADES AT
VARIOUS COUNTY LOCATIONS
PHASE III
TARRANT COUNTY, TEXAS

PROJECT #: 20012-00 MANAGER: idibri
ISSUED FOR: 100% CD DRAFTER: idibri
ISSUE DATE: 4/25/2022 CHECKED: idibri

COVER SHEET

SHEET

G0-0

OF 82 SHEETS

Copyright © 2020 Hahnfeld Hoffer Stanford



VIDEO SURVEILLANCE SYSTEMS

IDIBRI
15508 WRIGHT BROTHERS DRIVE
ADDISON, TEXAS 75001
972.239.1505

**TARRANT COUNTY
SECURITY UPGRADES AT
VARIOUS COUNTY LOCATIONS
PHASE III
TARRANT COUNTY, TEXAS**

PROJECT #:	20012-00	MANAGER:	Idibri
ISSUED FOR:	100% CD	DRAFTER:	Idibri
ISSUE DATE:	4/25/2022	CHECKED:	Idibri

VIDEO SURVEILLANCE SYSTEMS NOTES & LEGENDS

SHEET

GENERAL NOTES

- Division 26 to provide power w/receptacles where required for security systems and specified in "SC" series drawings.
- Division 28 05 29 contractor to provide and install all NEMA junction boxes, conduit and raceways. Clear cable paths shall be provided by 28 05 29 contractor for all low voltage cabling between the security devices and the specified IT Room or rack (cable by 28 05 14 contractor). Conduit shall be provided for all underground runs, in walls and in open ceilings. Conduit is not required in accessible ceilings.
- 28 05 14 contractor shall provide and install Category cabling for video surveillance cameras and other network connected devices, including rack-mount patch panels, terminations and testing.
- 28 23 00 contractor to provide and install all video surveillance cameras, recorders and other video surveillance devices.
- 28 23 00 contractor shall coordinate all device locations with Architect, Owner and G.C.
- 28 23 00 contractor shall provide spares inventory as per Specification 28 23 00, Part 2, Article 2.7.

1 Security Systems Scope Notes

Scale: 12" = 1'-0"

SYMBOL	DESCRIPTION	TYPICAL MOUNTING HEIGHT	NOTE
	PAN/TILT/ZOOM CAMERA (WALL-MOUNT)	12'-0" AFF TO 14'-0" AFF	SEE DEVICE SCHEDULES FOR MOUNTING HEIGHTS.
	PAN/TILT/ZOOM CAMERA (CEILING-MOUNT)	CEILING	WHERE REQUIRED, PROVIDE PENDANT MOUNT EXPENSION SO CAMERA MOUNTS BELOW VISUAL OBSTRUCTIONS.
	STATIC CAMERA (WALL-MOUNT)	12'-0" AFF TO 14'-0" AFF	SEE DEVICE SCHEDULES FOR MOUNTING HEIGHTS.
	STATIC CAMERA (CEILING-MOUNT)	CEILING	WHERE REQUIRED, PROVIDE PENDANT MOUNT EXPENSION SO CAMERA MOUNTS BELOW VISUAL OBSTRUCTIONS.
	SPECIALTY CAMERA (WALL-MOUNT)	12'-0" AFF TO 14'-0" AFF	EXAMPLES WOULD INCLUDE MULT-IMAGER 180°, 270°, 360°. SEE DEVICE SCHEDULES FOR MOUNTING HEIGHTS.
	SPECIALTY CAMERA (CEILING-MOUNT)	CEILING	EXAMPLES WOULD INCLUDE MULT-IMAGER 180°, 270°, 360°. WHERE REQUIRED, PROVIDE PENDANT MOUNT EXPENSION SO CAMERA MOUNTS BELOW VISUAL OBSTRUCTIONS.

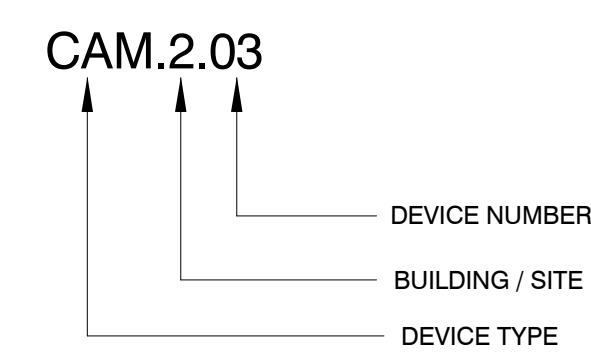
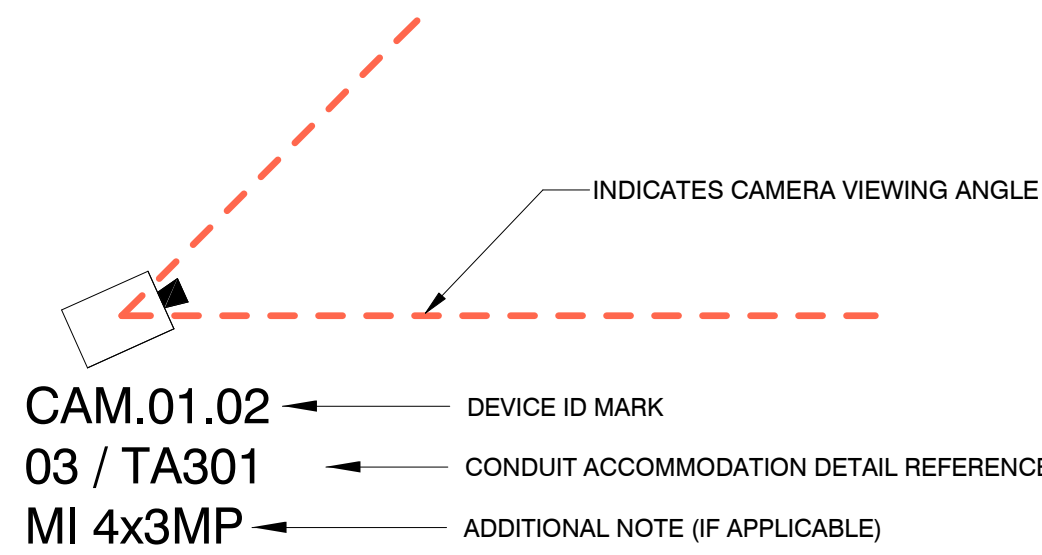
2 Security Symbols

Scale: 12" = 1'-0"

- All conduit to be sized by 28 05 29 contractor in accordance with applicable Federal and Local codes.
- Unless otherwise noted, the minimum conduit size shall be 3/4". Conduit shall be sized for 40% fill, or less if required by prevailing code.
- The design shall require pull lines to be left in all conduits by the 28 05 29 contractor.
- The conduit design shall incorporate additional pull boxes as required to match the pull tensions of the wiring to be installed.
- All devices to have conduit stub-ups into accessible ceilings, and pass-thrus in vertical partitions.

3 Guidelines for the Installation of EMT Conduit by 28 05 29

Scale: 12" = 1'-0"



BUILDING / SITE:

- SUBCOURTHOUSE IN ARLINGTON
- SUBCOURTHOUSE AT MANSFIELD
- MILLER AVENUE COMPLEX
- NORTHEAST COURTHOUSE
- NORTHWEST SUBCOURTHOUSE
- PLAZA BUILDING
- DIONNE PHILLIPS BAGSBY SOUTHWEST SUBCOURTHOUSE
- TOM VANDERGRUFF CIVIL COURTS BUILDING
- MEDICAL EXAMINER'S OFFICE
- PREMIER STREET COMPLEX
- PLAZA GARAGE
- CALHOUN GARAGE
- TAYLOR GARAGE

Device Type

CAM	Static Camera
PTZ	Pan / Tilt / Zoom Camera

4 Device Designations

Scale: 12" = 1'-0"



VIDEO SURVEILLANCE SYSTEMS

IDIBRI
15508 WRIGHT BROTHERS DRIVE
ADDISON, TEXAS 75001
972.239.1505

KEYED NOTES

GENERAL NOTES

REVISIONS DENOTED BY

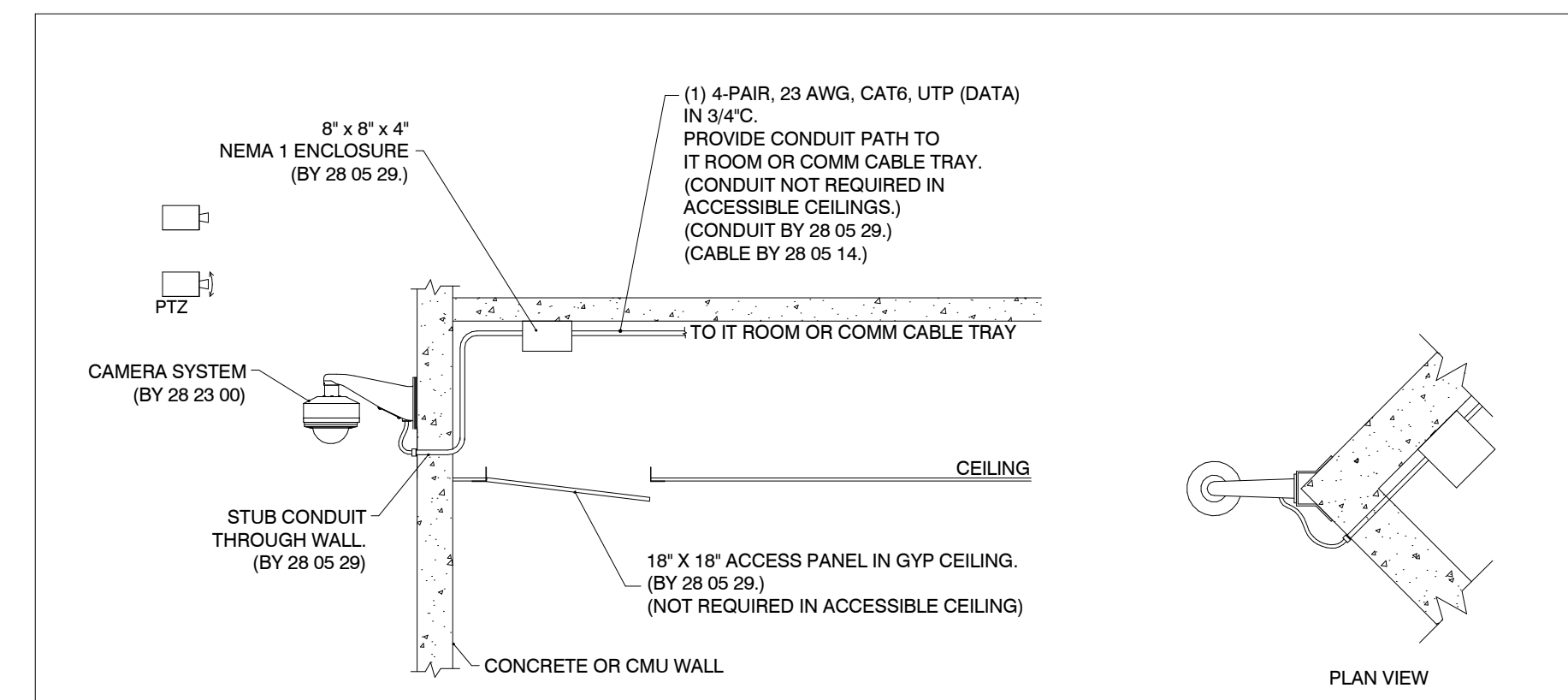
PROJECT #: 20012-00 MANAGER: idibri
ISSUED FOR: 100% CD DRAFTER: idibri
ISSUE DATE: 4/25/2022 CHECKED: idibri

**VIDEO SURVEILLANCE
CONDUIT AND CABLE
ACCOMMODATIONS**

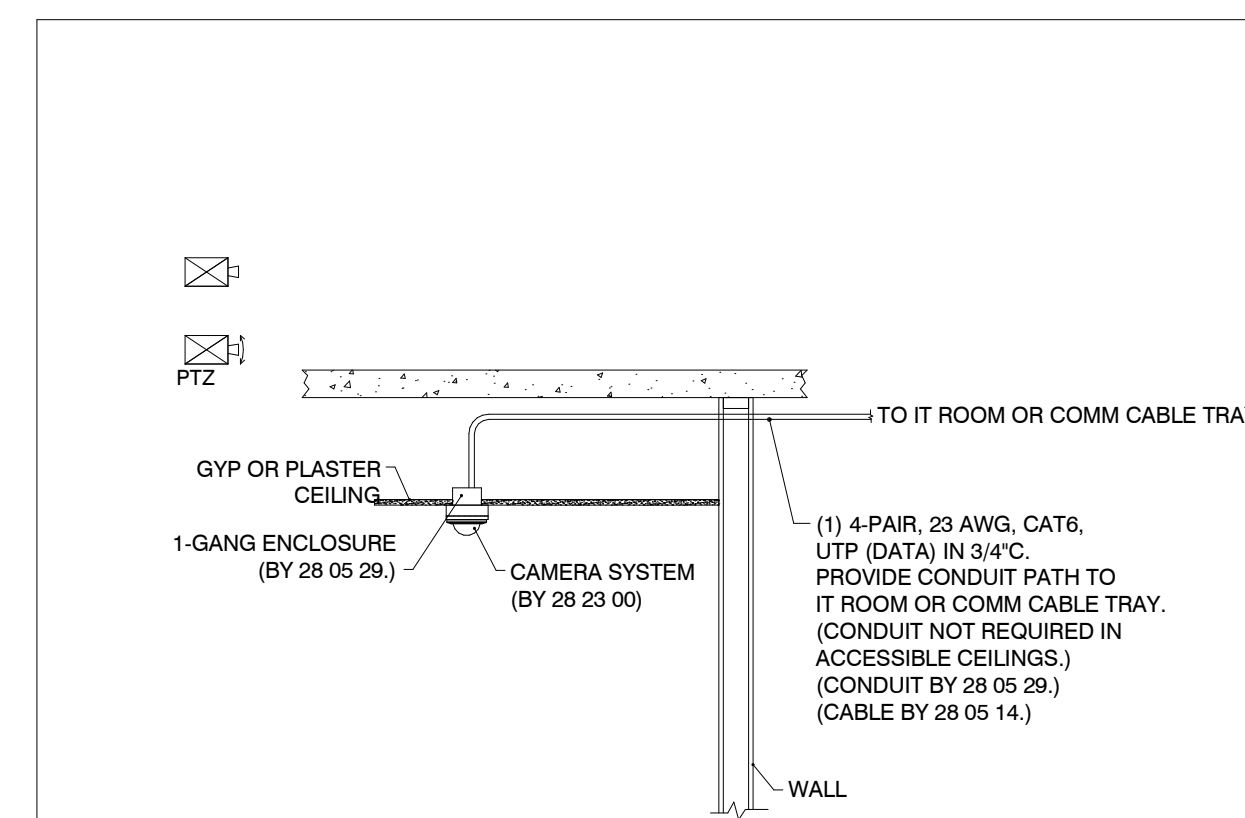
SHEET

SC0-1

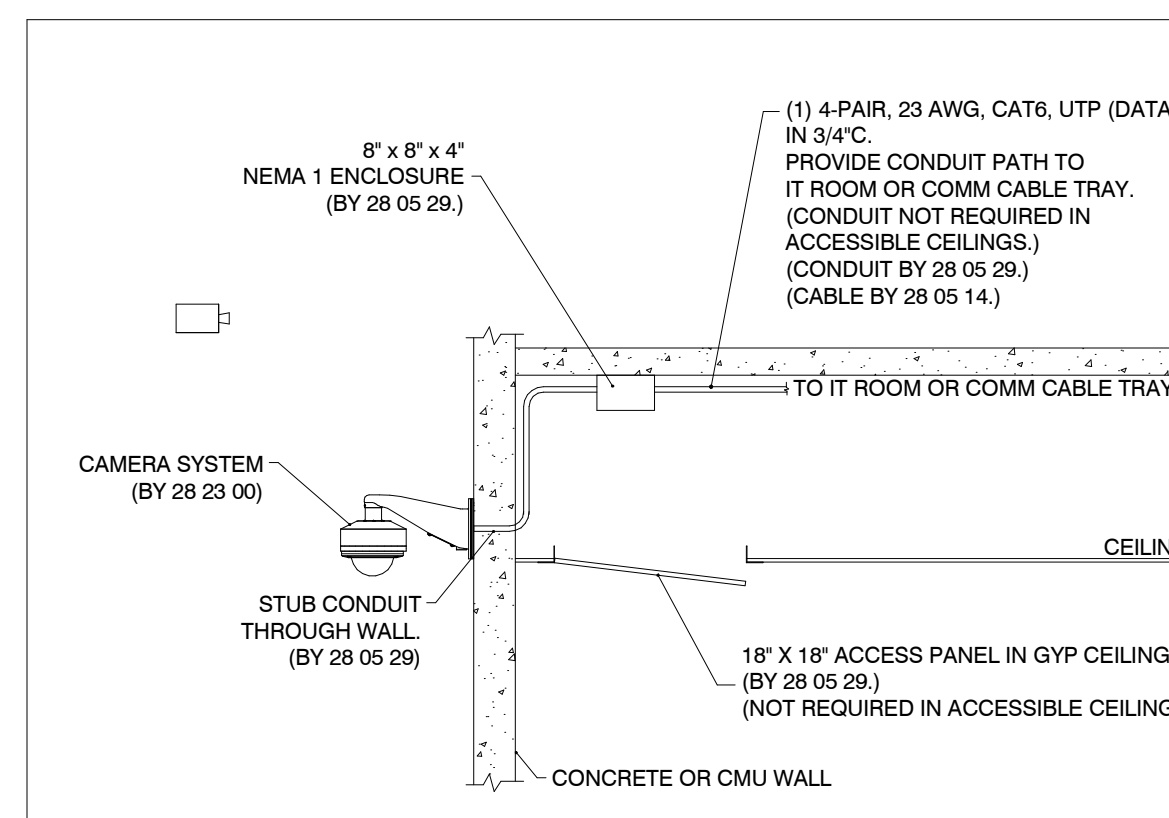
OF 82 SHEETS



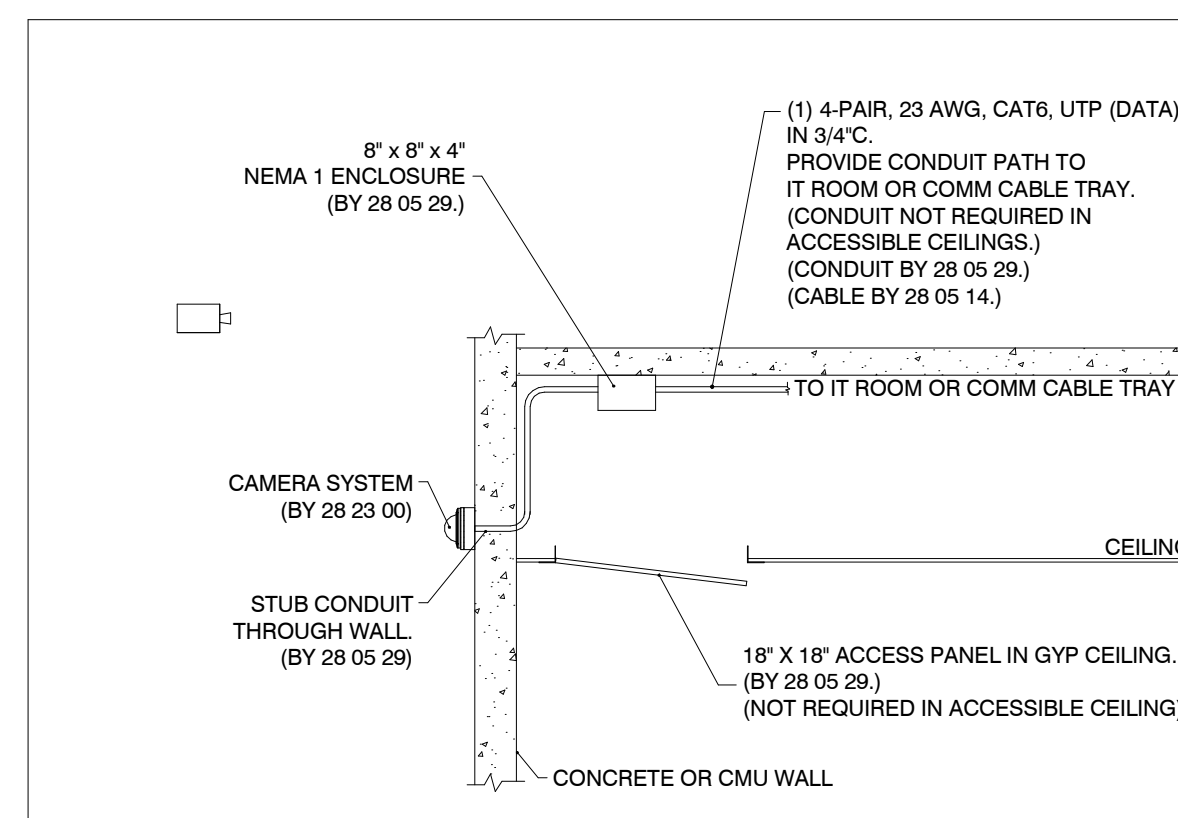
04 TYPICAL CORNER WALL ARM-MOUNT CAMERA
Scale: None



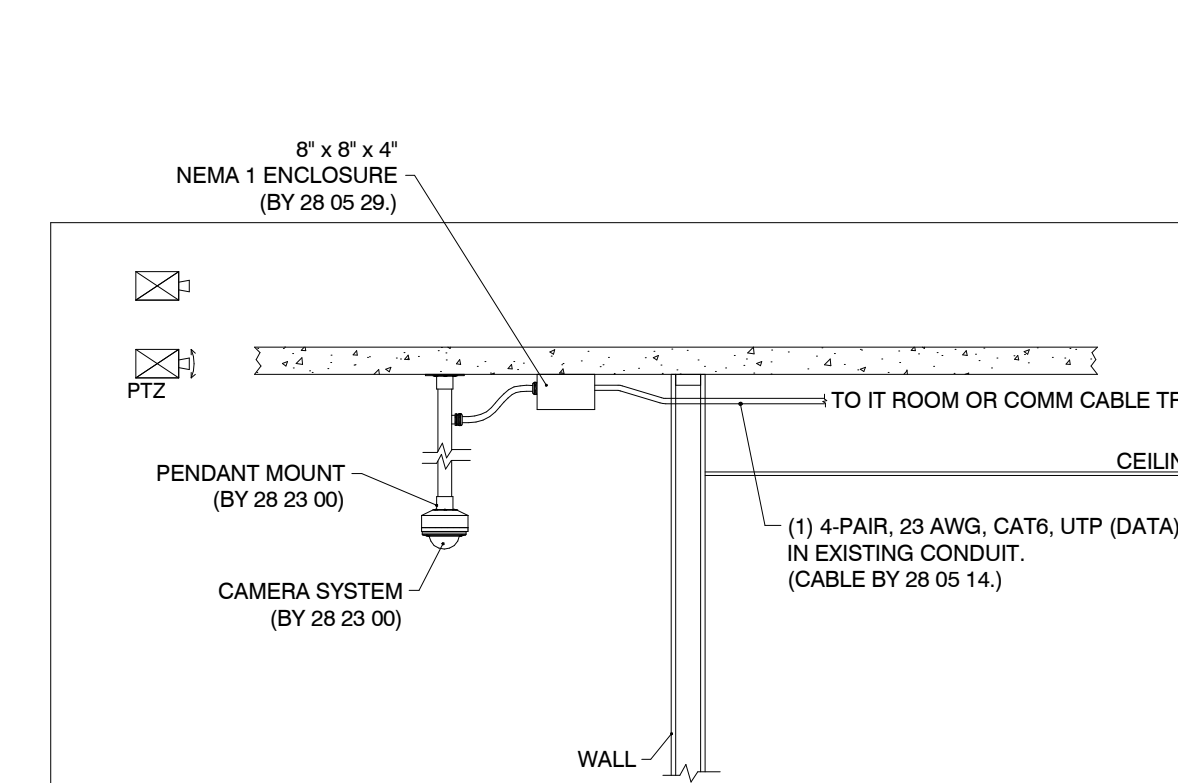
**03 TYPICAL CEILING-MOUNT CAMERA
IN GYP OR PLASTER**
Scale: None



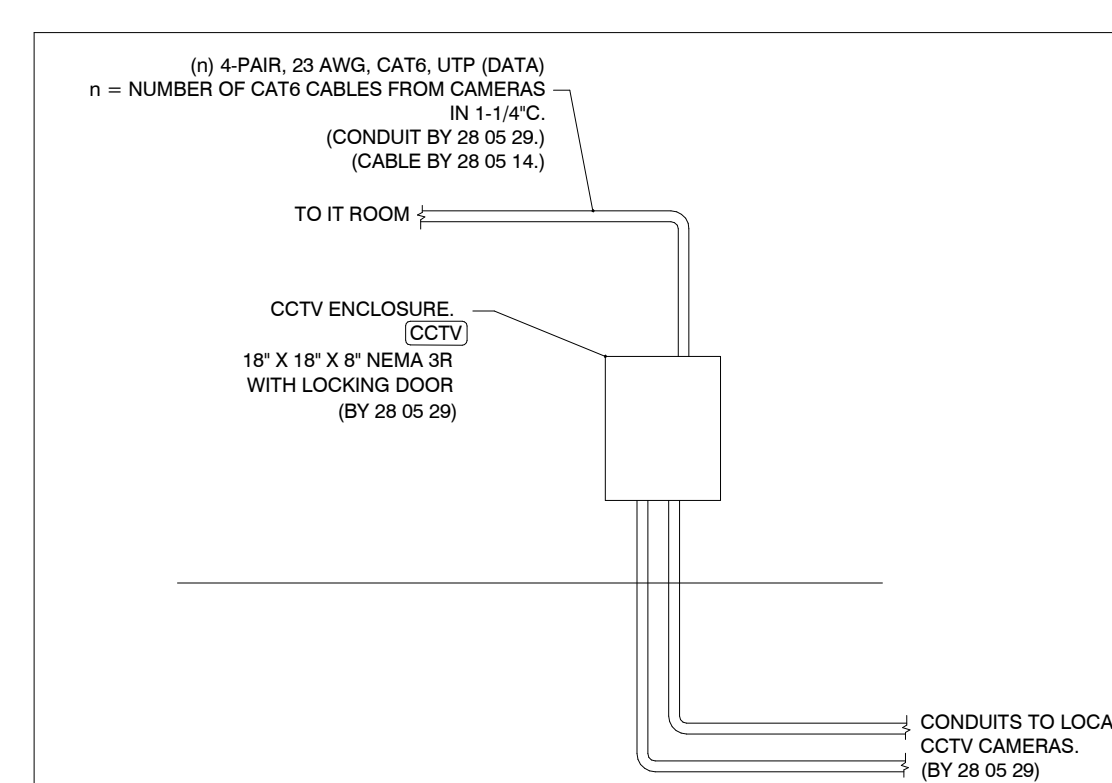
02 TYPICAL WALL ARM-MOUNT CAMERA
Scale: None



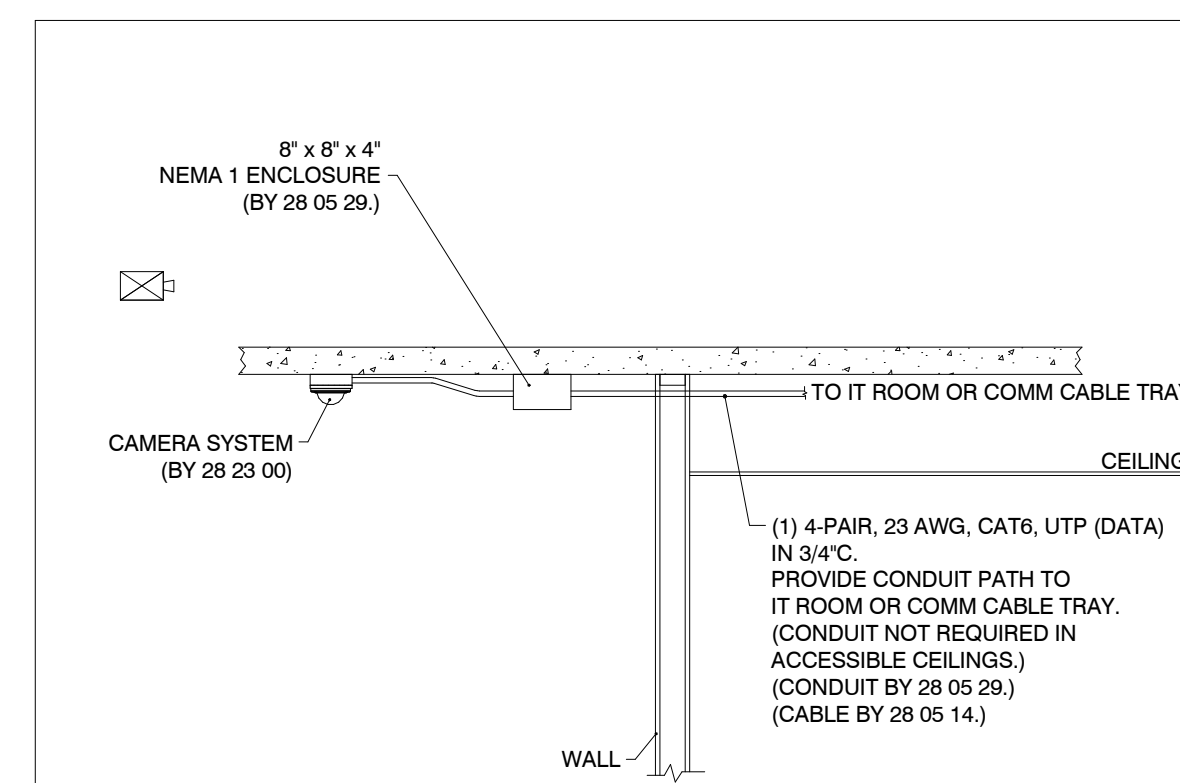
**01 TYPICAL WALL-MOUNT CAMERA
IN CONCRETE OR CMU**
Scale: None



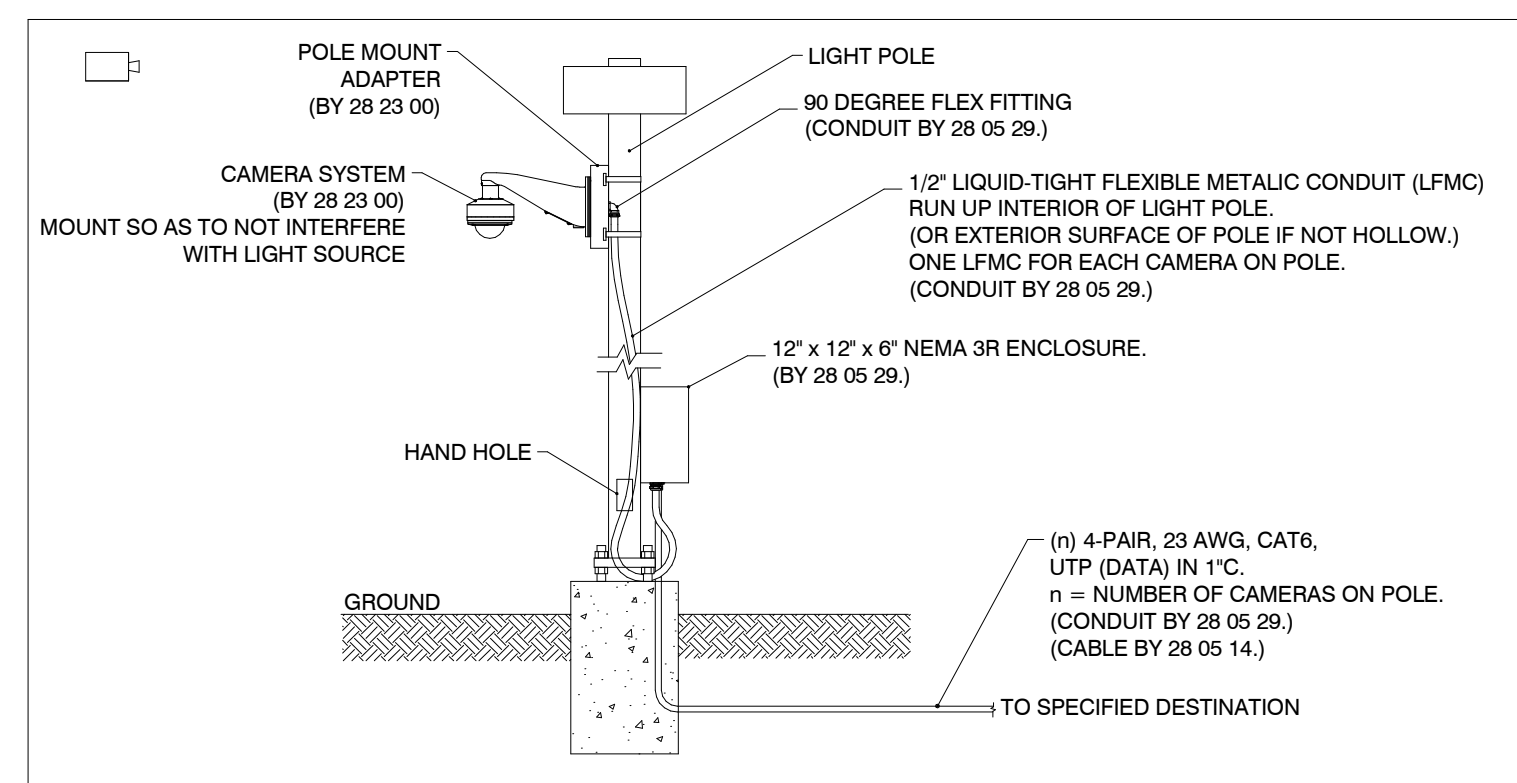
08 TYPICAL PENDANT CEILING-MOUNT CAMERA
Scale: None



07 CCTV ENCLOSURE
Scale: None



06 TYPICAL SURFACE CEILING-MOUNT CAMERA
Scale: None



05 TYPICAL LIGHT POLE-MOUNT CAMERAS
Scale: None

SECURITY UPGRADES AT SUBCOURTHOUSE IN ARLINGTON PHASE III TARRANT COUNTY, TEXAS

KEYED NOTES



architects / planners / interiors

200 Bailey Ave., Suite 200
Fort Worth, Texas 76107
817.921.5928
817.302.0692 fax



VIDEO SURVEILLANCE SYSTEMS

IDIBRI
15508 WRIGHT BROTHERS DRIVE
ADDISON, TEXAS 75001
972.239.1505

GENERAL NOTES

TARRANT COUNTY
SECURITY UPGRADES AT
VARIOUS COUNTY LOCATIONS
PHASE III
TARRANT COUNTY, TEXAS

REVISIONS DENOTED BY

PROJECT #: 20012-00 MANAGER: idibri
ISSUED FOR: 100% CD DRAFTER: idibri
ISSUE DATE: 4/25/2022 CHECKED: idibri

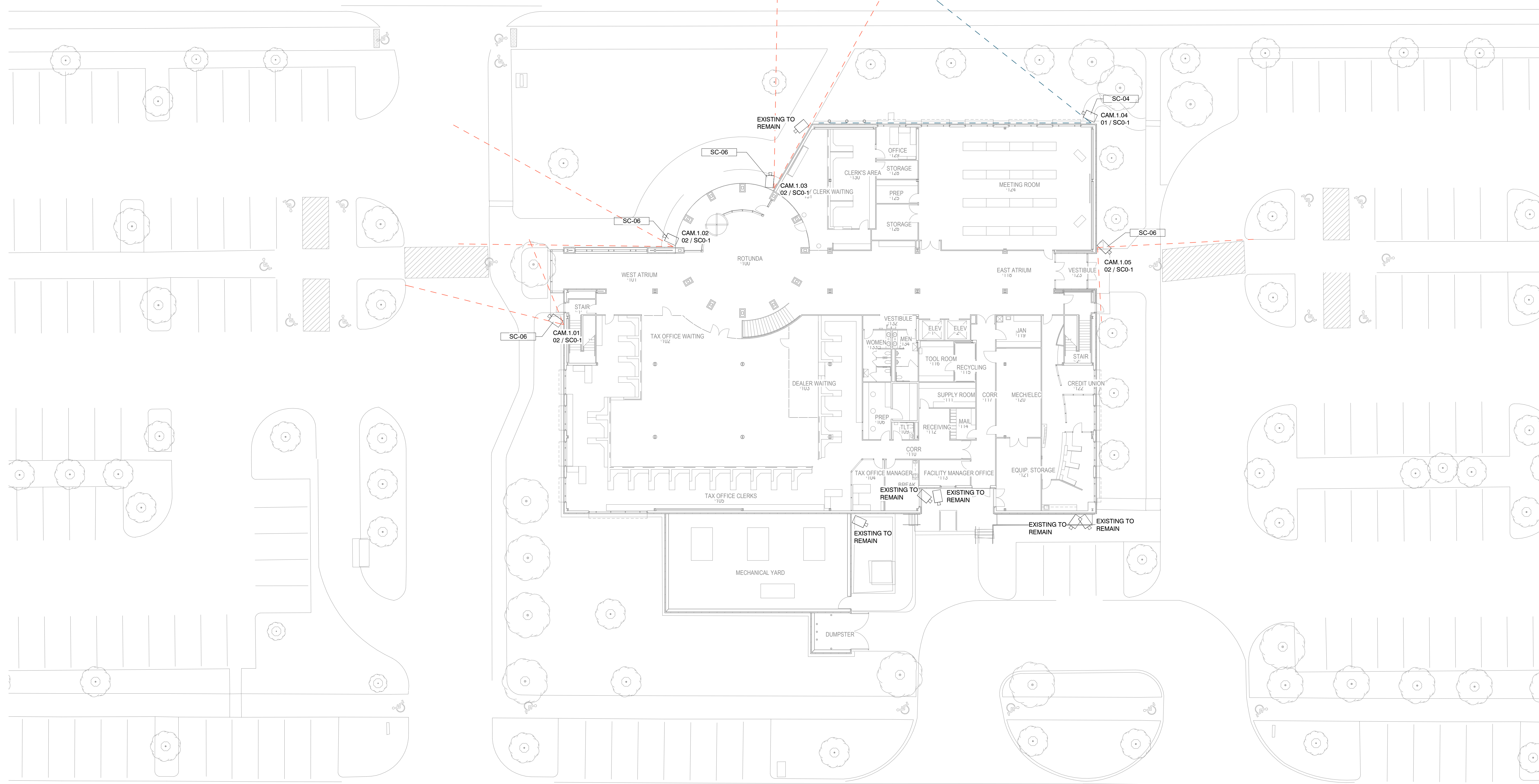
COVER SHEET -
SUBCOURTHOUSE IN
ARLINGTON

SHEET

G0-1

OF 82 SHEETS

Copyright © 2020 Hahnfeld Hoffer Stanford



Key Value	Keynote
SC-01	Reuse existing cable and pathway. Install new camera and mounting hardware. Repurpose existing camera at new location as per Security Device Schedule.
SC-02	Reuse existing cable and pathway. Install new camera and mounting hardware. Existing camera to be turned over to Tarrant County.
SC-03	Reuse existing cable and pathway. Install repurposed camera and mounting hardware as per Security Device Schedule. Existing camera to be turned over to Tarrant County.
SC-04	Install new camera and mounting hardware.
SC-05	Relocate existing camera. Reuse existing cable and pathway.
SC-06	Relocate existing camera to new location as per Security Device Schedule. Install new pathway and cable.
SC-07	Camera to be relocated to new location as per Security Device Schedule. Remove camera. install blank cover over back box.
SC-09	Reuse existing cable and pathway extending as required to reach adjusted camera position. Install new camera and mounting hardware. Repurpose existing camera at new location as per Security Device Schedule.
SC-10	Reuse existing cable and pathway, extending as required to reach adjusted camera position. Install new camera and mounting hardware. Existing camera to be turned over to Tarrant County.

VIDEO SURVEILLANCE SYSTEMS
IDIBRI
 15508 WRIGHT BROTHERS DRIVE
 ADDISON, TEXAS 75001
 972.239.1505

GENERAL NOTES



architects / planners / interiors

200 Bailey Ave., Suite 200
 Fort Worth, Texas 76107
 817.921.5928
 817.302.0692 fax



VIDEO SURVEILLANCE SYSTEMS
IDIBRI
 15508 WRIGHT BROTHERS DRIVE
 ADDISON, TEXAS 75001
 972.239.1505

TARRANT COUNTY
SECURITY UPGRADES AT
VARIOUS COUNTY LOCATIONS
PHASE III
 TARRANT COUNTY, TEXAS

1 SUBCOURTHOUSE IN ARLINGTON - LEVEL 01
 Scale: 1/16" = 1'-0"

REVISIONS	DENOTED BY

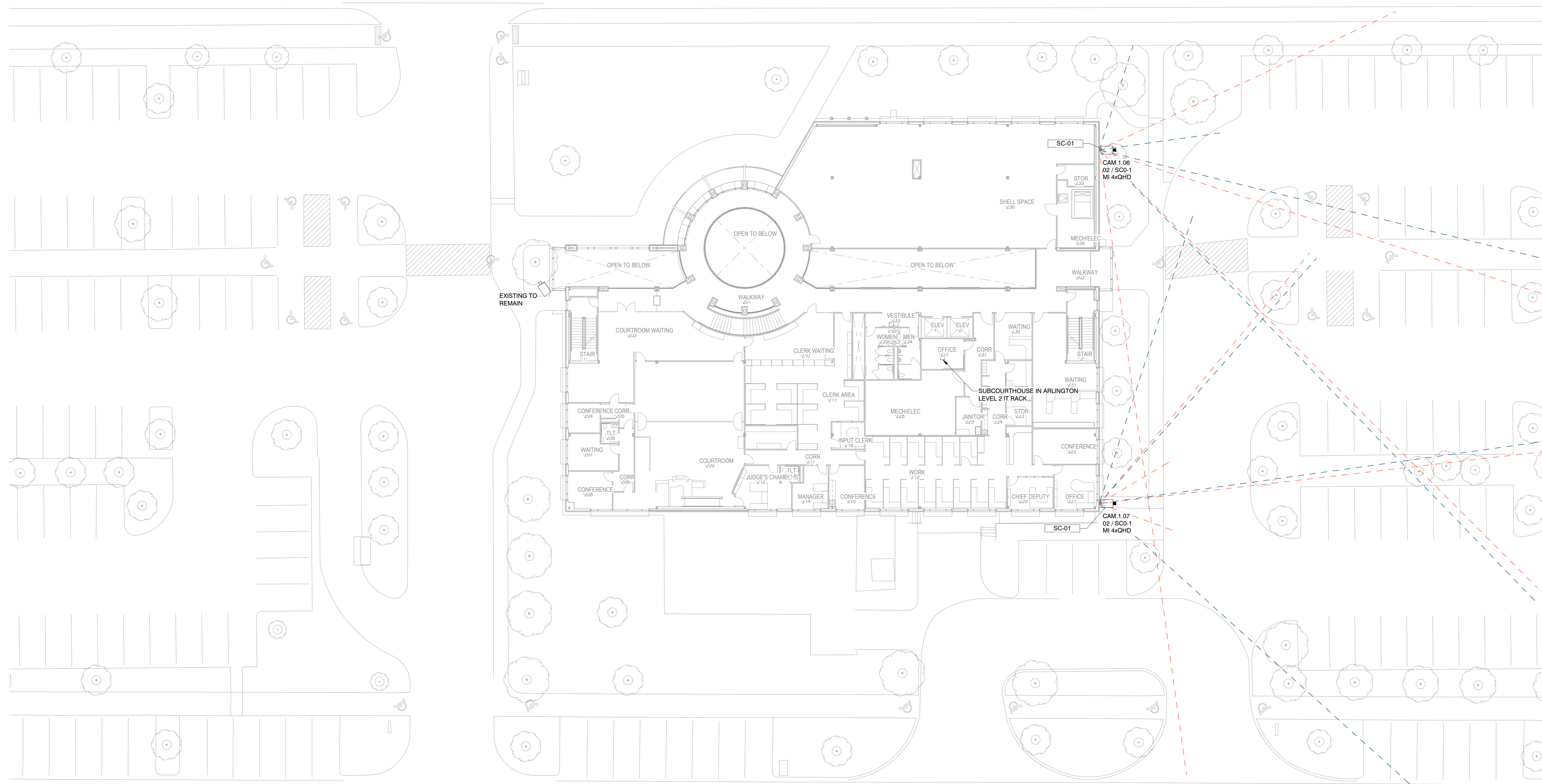
PROJECT #: 20012-00	MANAGER: idibri
ISSUED FOR: 100% CD	DRAFTER: idibri
ISSUE DATE: 4/25/2022	CHECKED: idibri

SUBCOURTHOUSE IN ARLINGTON VIDEO SURVEILLANCE - LEVEL 01

SHEET
SC1-1
 OF 82 SHEETS
 Copyright © 2020 Hahnfeld Hoffer Stanford

SUBCOURTHOUSE IN ARLINGTON

C:\Users\lavin\Revit\Local Files\HLL\TCSU_SC_R19_rcklawa216.rvt
 4/22/2022 6:01:30 PM



Key Value	Keynote
SC-01	Reuse existing cable and pathway. Install new camera and mounting hardware. Repurpose existing camera at new location as per Security Device Schedule.
SC-02	Reuse existing cable and pathway. Install new camera and mounting hardware. Existing camera to be turned over to Tarrant County.
SC-03	Reuse existing cable and pathway. Install repurposed camera and mounting hardware as per Security Device Schedule. Existing camera to be turned over to Tarrant County.
SC-04	Install new camera and mounting hardware.
SC-05	Relocate existing camera. Reuse existing cable and pathway.
SC-06	Relocate existing camera to new location as per Security Device Schedule. Install new pathway and cable.
SC-07	Camera to be relocated to new location as per Security Device Schedule. Remove camera, install blank cover over back box.
SC-09	Reuse existing cable and pathway, extending as required to reach adjusted camera position. Install new camera and mounting hardware. Repurpose existing camera at new location as per Security Device Schedule.
SC-10	Reuse existing cable and pathway, extending as required to reach adjusted camera position. Install new camera and mounting hardware. Existing camera to be turned over to Tarrant County.

GENERAL NOTES

REVISIONS	DENOTED BY

Hahnfeld Hoffer Stanford
 architects / planners / interiors

200 Bailey Ave., Suite 200
 Fort Worth, Texas 76107
 817.921.5928
 817.302.0692 fax

VIDEO SURVEILLANCE SYSTEMS
 IDIBRI
 15508 WRIGHT BROTHERS DRIVE
 ADDISON, TEXAS 75001
 972.239.1505

TARRANT COUNTY
 SECURITY UPGRADES AT
 VARIOUS COUNTY LOCATIONS
PHASE III
 TARRANT COUNTY, TEXAS

PROJECT #: 20012-00	MANAGER: idibri
ISSUED FOR: 100% CD	DRAFTER: idibri
ISSUE DATE: 4/25/2022	CHECKED: idibri

SUBCOURTHOUSE IN ARLINGTON VIDEO SURVEILLANCE - LEVEL 02

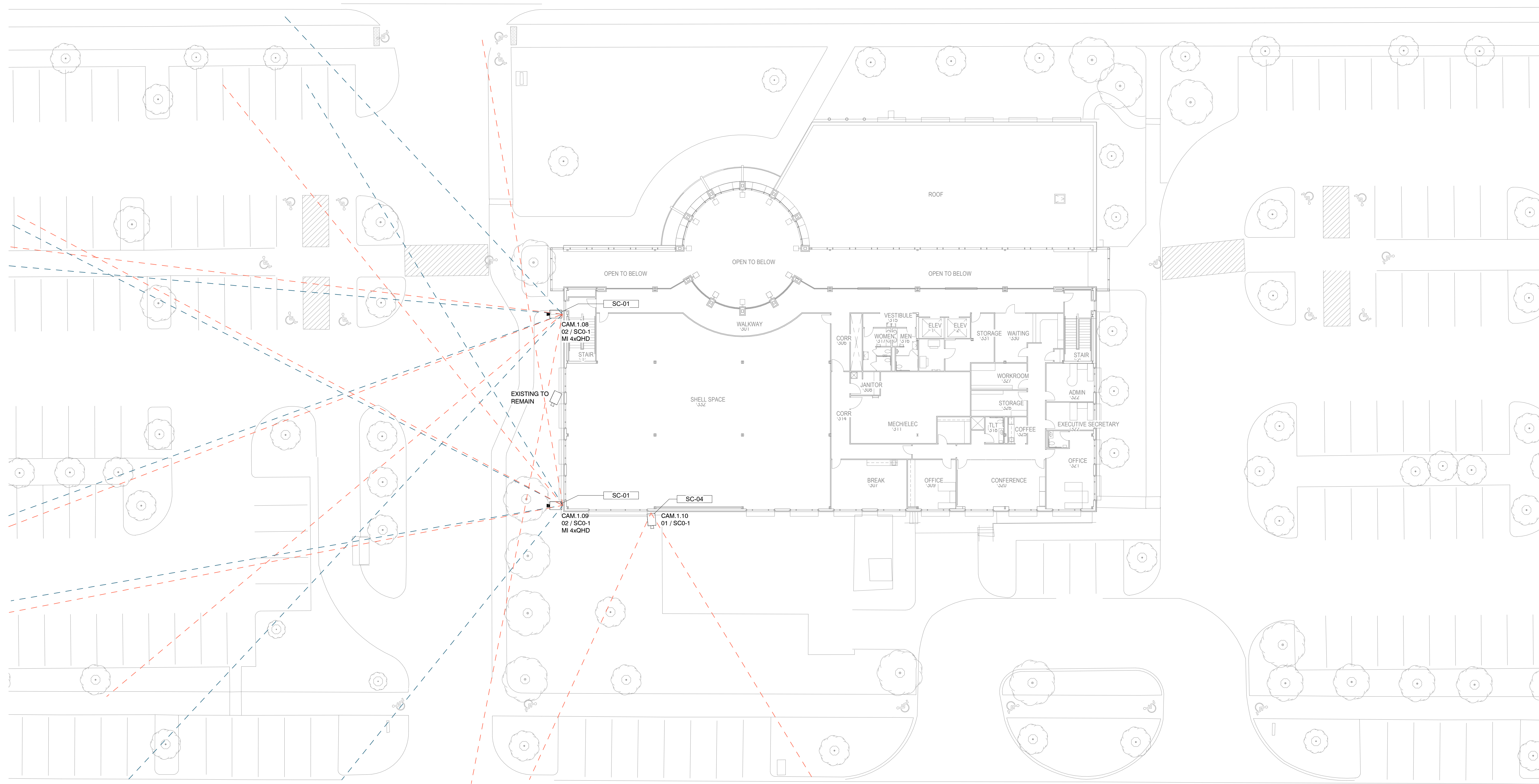
SHEET
SC1-2
 OF 82 SHEETS
 Copyright © 2020 Hahnfeld Hoffer Stanford

1 SUBCOURTHOUSE IN ARLINGTON - LEVEL 02

Scale: 1/16" = 1'-0"

C:\Users\lavin\Revit\Local Files\TCSU_SC R19_rcklawa216.rvt
 4/22/2022 6:01:32 PM

SUBCOURTHOUSE IN ARLINGTON



SUBCOURTHOUSE IN ARLINGTON - LEVEL 03

Scale: 1/16" = 1'-0"

Key Value	Keynote
SC-01	Reuse existing cable and pathway. Install new camera and mounting hardware. Repurpose existing camera at new location as per Security Device Schedule.
SC-02	Reuse existing cable and pathway. Install new camera and mounting hardware. Existing camera to be turned over to Tarrant County.
SC-03	Reuse existing cable and pathway. Install repurposed camera and mounting hardware as per Security Device Schedule. Existing camera to be turned over to Tarrant County.
SC-04	Install new camera and mounting hardware.
SC-05	Relocate existing camera. Reuse existing cable and pathway.
SC-06	Relocate existing camera to new location as per Security Device Schedule. Install new pathway and cable.
SC-07	Camera to be relocated to new location as per Security Device Schedule. Remove camera, install blank cover over back box.
SC-08	Reuse existing cable and pathway, extending as required to reach adjusted camera position. Install new camera and mounting hardware. Repurpose existing camera at new location as per Security Device Schedule.
SC-10	Reuse existing cable and pathway, extending as required to reach adjusted camera position. Install new camera and mounting hardware. Existing camera to be turned over to Tarrant County.

GENERAL NOTES

REVISIONS

NO.	DESCRIPTION	DATE	BY	CHECKED



architects / planners / interiors

200 Bailey Ave., Suite 200
Fort Worth, Texas 76107
817.921.5928
817.302.0692 fax



VIDEO SURVEILLANCE SYSTEMS

IDIBRI
15508 WRIGHT BROTHERS DRIVE
ADDISON, TEXAS 75001
972.239.1505

**TARRANT COUNTY
SECURITY UPGRADES AT
VARIOUS COUNTY LOCATIONS
PHASE III
TARRANT COUNTY, TEXAS**

PROJECT #:	20012-00	MANAGER:	Idibri
ISSUED FOR:	100% CD	DRAFTER:	Idibri
ISSUE DATE:	4/25/2022	CHECKED:	Idibri

SUBCOURTHOUSE IN ARLINGTON VIDEO SURVEILLANCE - LEVEL 03

SHEET

SC1-3
OF 82 SHEETS

Copyright © 2020 Hahnfeld Hoffer Stanford

SUBCOURTHOUSE IN ARLINGTON

C:\Users\lavin\Revit\Local Files\HJL_TCSU_SC_R19_rcklawa216.rvt
4/22/2022 6:01:35 PM



VIDEO SURVEILLANCE SYSTEMS

IDIBRI
15508 WRIGHT BROTHERS DRIVE
ADDISON, TEXAS 75001
972.239.1505

KEYED NOTES

GENERAL NOTES

REVISIONS DENOTED BY

PROJECT #: 20012-00 MANAGER: idibri
ISSUED FOR: 100% CD DRAFTER: idibri
ISSUE DATE: 4/25/2022 CHECKED: idibri

**SUBCOURTHOUSE IN
ARLINGTON VIDEO
SURVEILLANCE DEVICE
SCHEDULE**

SHEET

SC1-4
OF 82 SHEETS

Security Device Schedule - Subcourthouse in Arlington												
Mark	Sheet Reference	Detail Reference	Description	Mounting Height	Conduit / Back Box Provided By	Conduit / Back Box Installed By	Cable Provided By	Cable Installed By	Conduit / Cable Destination	Device Provided By	Device Installed By	Comments
CAM.1.01	SC1-1	02 / SCO-1	Wall Arm Mount Dome Camera	9' - 0"	28 05 29	28 05 29	28 05 14	28 05 14	Subcourthouse in Arlington Level 2 IT Rack	See Comment	See Comment	Existing Camera from location CAM.1.08 installed here.
CAM.1.02	SC1-1	02 / SCO-1	Wall Arm Mount Dome Camera	10' - 0"	28 05 29	28 05 29	28 05 14	28 05 14	Subcourthouse in Arlington Level 2 IT Rack	See Comment	See Comment	Existing Camera from location CAM.1.06 installed here.
CAM.1.03	SC1-1	02 / SCO-1	Wall Arm Mount Dome Camera	10' - 0"	28 05 29	28 05 29	28 05 14	28 05 14	Subcourthouse in Arlington Level 2 IT Rack	See Comment	See Comment	Existing Camera from location CAM.1.07 installed here.
CAM.1.04	SC1-1	01 / SCO-1	Wall-Mount Static Camera	11' - 6"	28 05 29	28 05 29	28 05 14	28 05 14	Subcourthouse in Arlington Level 2 IT Rack	28 23 00	28 23 00	AXIS Q3538-LVE w/T91E61, TQ1601E, T94M01D
CAM.1.05	SC1-1	02 / SCO-1	Wall Arm Mount Dome Camera	10' - 6"	28 05 29	28 05 29	28 05 14	28 05 14	Subcourthouse in Arlington Level 2 IT Rack	See Comment	See Comment	Existing Camera from location CAM.1.09 installed here.
CAM.1.06	SC1-2	02 / SCO-1	Wall-Mount, Multi-Imager, Dome Camera	12' - 0"	Reuse Existing	Reuse Existing	Reuse Existing	Reuse Existing	Reuse Existing Cable and Pathway	28 23 00	28 23 00	Axis P3719-PL-E w/T94N01D, T91E61
CAM.1.07	SC1-2	02 / SCO-1	Wall-Mount, Multi-Imager, Dome Camera	9' - 4"	Reuse Existing	Reuse Existing	Reuse Existing	Reuse Existing	Reuse Existing Cable and Pathway	28 23 00	28 23 00	Axis P3719-PL-E w/T94N01D, T91E61
CAM.1.08	SC1-3	02 / SCO-1	Wall-Mount, Multi-Imager, Dome Camera	10' - 6"	Reuse Existing	Reuse Existing	Reuse Existing	Reuse Existing	Reuse Existing Cable and Pathway	28 23 00	28 23 00	Axis P3719-PL-E w/T94N01D, T91E61
CAM.1.09	SC1-3	02 / SCO-1	Wall-Mount, Multi-Imager, Dome Camera	10' - 6"	Reuse Existing	Reuse Existing	Reuse Existing	Reuse Existing	Reuse Existing Cable and Pathway	28 23 00	28 23 00	Axis P3719-PL-E w/T94N01D, T91E61
CAM.1.10	SC1-3	01 / SCO-1	Wall-Mount Static Camera	9' - 0"	28 05 29	28 05 29	28 05 14	28 05 14	Subcourthouse in Arlington Level 2 IT Rack	28 23 00	28 23 00	AXIS Q3538-LVE w/T94S01P

SUBCOURTHOUSE IN ARLINGTON

SECURITY UPGRADES AT SUBCOURTHOUSE AT MANSFIELD PHASE III TARRANT COUNTY, TEXAS

KEYED NOTES



architects / planners / interiors

200 Bailey Ave., Suite 200
Fort Worth, Texas 76107
817.921.5928
817.302.0692 fax



VIDEO SURVEILLANCE SYSTEMS

IDIBRI
15508 WRIGHT BROTHERS DRIVE
ADDISON, TEXAS 75001
972.239.1505

GENERAL NOTES

TARRANT COUNTY
SECURITY UPGRADES AT
VARIOUS COUNTY LOCATIONS
PHASE III
TARRANT COUNTY, TEXAS

REVISIONS DENOTED BY

PROJECT #: 20012-00 MANAGER: idibri
ISSUED FOR: 100% CD DRAFTER: idibri
ISSUE DATE: 4/25/2022 CHECKED: idibri

COVER SHEET -
SUBCOURTHOUSE AT
MANSFIELD

SHEET

G0-2

OF 82 SHEETS

Copyright © 2020 Hahnfeld Hoffer Stanford

SUBCOURTHOUSE AT MANSFIELD



Key Value	Keynote
SC-01	Reuse existing cable and pathway. Install new camera and mounting hardware. Repurpose existing camera at new location as per Security Device Schedule.
SC-02	Reuse existing cable and pathway. Install new camera and mounting hardware. Existing camera to be turned over to Tarrant County.
SC-03	Reuse existing cable and pathway. Install repurposed camera and mounting hardware as per Security Device Schedule. Existing camera to be turned over to Tarrant County.
SC-04	Install new camera and mounting hardware.
SC-05	Relocate existing camera. Reuse existing cable and pathway.
SC-06	Relocate existing camera to new location as per Security Device Schedule. Install new pathway and cable.
SC-07	Camera to be relocated to new location as per Security Device Schedule. Remove camera, install blank cover over back box.
SC-09	Reuse existing cable and pathway, extending as required to reach adjusted camera position. Install new camera and mounting hardware. Repurpose existing camera at new location as per Security Device Schedule.
SC-10	Reuse existing cable and pathway, extending as required to reach adjusted camera position. Install new camera and mounting hardware. Existing camera to be turned over to Tarrant County.

GENERAL NOTES

REVISIONS

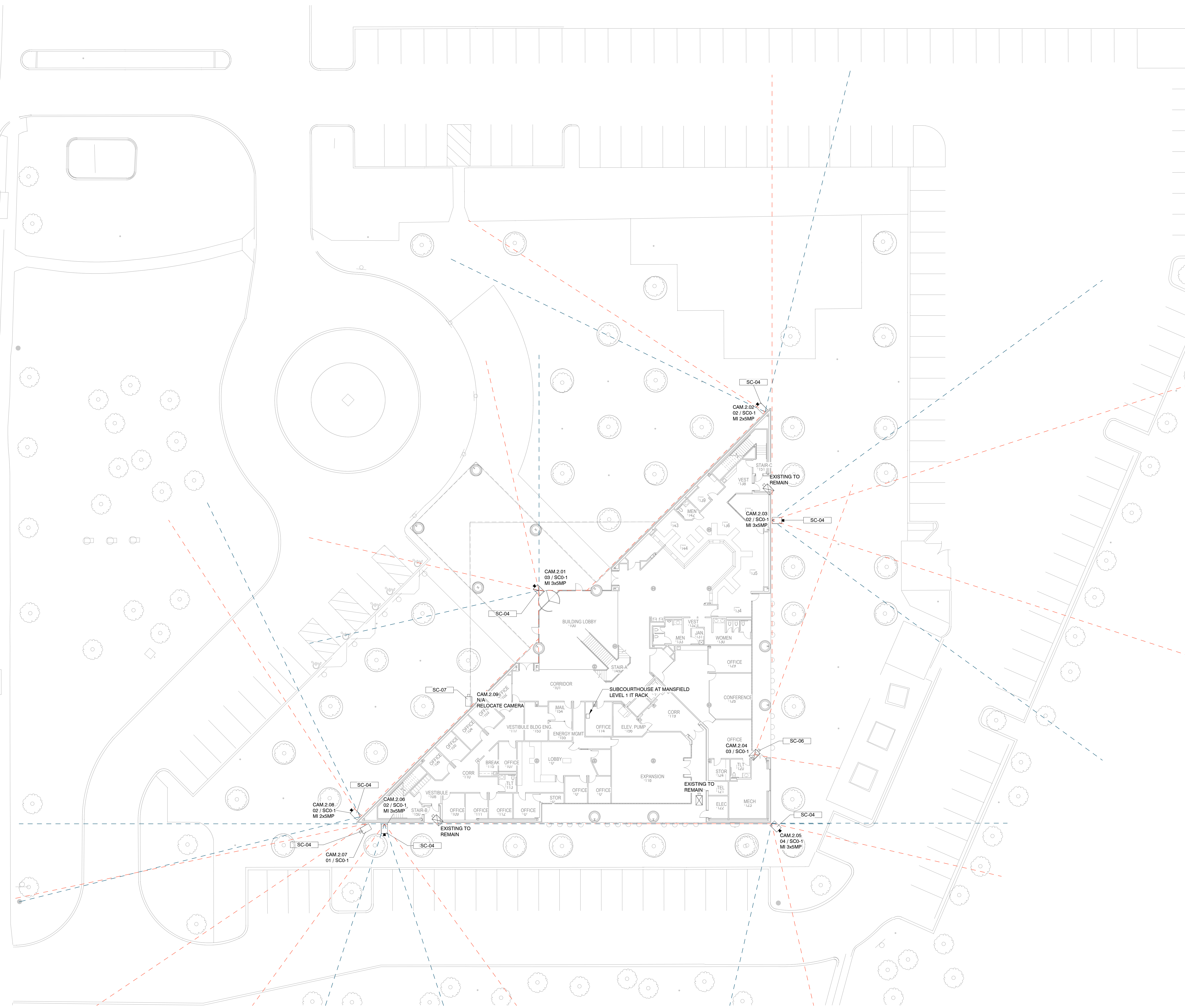
NO.	REVISIONS	DENOTED BY

PROJECT #:	20012-00	MANAGER:	Idibri
ISSUED FOR:	100% CD	DRAFTER:	Idibri
ISSUE DATE:	4/25/2022	CHECKED:	Idibri

SUBCOURTHOUSE AT MANSFIELD VIDEO SURVEILLANCE - LEVEL 01

SHEET

SC2-1
OF 82 SHEETS
Copyright © 2020 Hahnfeld Hoffer Stanford



C:\Users\hahn\Revit\Local Files\HLS\TCSU_SC_R19_idk\lwa\216.rvt
4/22/2022 6:01:38 PM

1 SUBCOURTHOUSE AT MANSFIELD - LEVEL 01
Scale: 1/16" = 1'-0"

SUBCOURTHOUSE AT MANSFIELD



architects / planners / interiors

200 Bailey Ave., Suite 200
Fort Worth, Texas 76107
817.921.5928
817.302.0692 fax



VIDEO SURVEILLANCE SYSTEMS

IDIBRI
15508 WRIGHT BROTHERS DRIVE
ADDISON, TEXAS 75001
972.239.1505

Security Device Schedule - Subcourthouse at Mansfield												
Mark	Sheet Reference	Detail Reference	Description	Mounting Height	Conduit / Back Box Provided By	Conduit / Back Box Installed By	Cable Provided By	Cable Installed By	Conduit / Cable Destination	Device Provided By	Device Installed By	Comments
CAM.2.01	SC2-1	03 / SC0-1	Ceiling-Mount Static Camera		28 05 29	28 05 29	28 05 14	28 05 14	Subcourthouse at Mansfield Level 1 IT Rack	28 23 00	28 23 00	Avigilon 15C-H4A-3MH-270 w/H4AMH-AD-DOME1, H4AMH-DO-COVR1
CAM.2.02	SC2-1	02 / SC0-1	Wall Arm Mount, Multi-Imager, Dome Camera	10' - 0"	28 05 29	28 05 29	28 05 14	28 05 14	Subcourthouse at Mansfield Level 1 IT Rack	28 23 00	28 23 00	Hanwha PNM-9000VD w/SLA-5M4600D (x2), SBP-300W/MW1, SBP-201H/MW
CAM.2.03	SC2-1	02 / SC0-1	Wall-Mount, Multi-Imager, Dome Camera	10' - 0"	28 05 29	28 05 29	28 05 14	28 05 14	Subcourthouse at Mansfield Level 1 IT Rack	28 23 00	28 23 00	Avigilon 15C-H4A-3MH-180 w/H4AMH-DO-COVR1, H4AMH-AD-PEND1, IRPTZ-MNT-WALL1
CAM.2.04	SC2-1	03 / SC0-1	Ceiling-Mount Static Camera		28 05 29	28 05 29	28 05 14	28 05 14	Subcourthouse at Mansfield Level 1 IT Rack	See Comment	See Comment	Existing Camera from location CAM.2.09 installed here.
CAM.2.05	SC2-1	04 / SC0-1	Corner-Mount, Multi-Imager, Dome Camera	10' - 0"	28 05 29	28 05 29	28 05 14	28 05 14	Subcourthouse at Mansfield Level 1 IT Rack	28 23 00	28 23 00	Avigilon 15C-H4A-3MH-270 w/H4AMH-DO-COVR1, H4AMH-AD-PEND1, IRPTZ-MNT-WALL1
CAM.2.06	SC2-1	02 / SC0-1	Wall-Mount, Multi-Imager, Dome Camera	10' - 0"	28 05 29	28 05 29	28 05 14	28 05 14	Subcourthouse at Mansfield Level 1 IT Rack	28 23 00	28 23 00	Avigilon 15C-H4A-3MH-180 w/H4AMH-DO-COVR1, H4AMH-AD-PEND1, IRPTZ-MNT-WALL1
CAM.2.07	SC2-1	01 / SC0-1	Wall-Mount Static Camera	10' - 0"	28 05 29	28 05 29	28 05 14	28 05 14	Subcourthouse at Mansfield Level 1 IT Rack	28 23 00	28 23 00	Axis Q1798-LE w/T94S01P
CAM.2.08	SC2-1	02 / SC0-1	Wall Arm Mount, Multi-Imager, Dome Camera	10' - 0"	28 05 29	28 05 29	28 05 14	28 05 14	Subcourthouse at Mansfield Level 1 IT Rack	28 23 00	28 23 00	Hanwha PNM-9000VD w/SLA-5M4600D (x2), SBP-300W/MW1, SBP-201H/MW
CAM.2.09	SC2-1	N/A	Existing Camera to be relocated	10' - 0"	N/A	N/A	N/A	N/A	Subcourthouse at Mansfield Level 1 IT Rack	N/A	N/A	Relocate camera to location CAM.2.04
CAM.2.10	SC2-2	04 / SC0-1	Corner-Mount, Multi-Imager, Dome Camera	12' - 6"	28 05 29	28 05 29	28 05 14	28 05 14	Subcourthouse at Mansfield Level 1 IT Rack	28 23 00	28 23 00	Axis P3719-FLE w/T94N01D, T91E81, T94R01B
CAM.2.11	SC2-1	01 / SC0-1	Wall-Mount Static Camera	12' - 6"	28 05 29	28 05 29	28 05 14	28 05 14	Subcourthouse at Mansfield Level 1 IT Rack	28 23 00	28 23 00	Axis Q1798-LE w/T94S01P

GENERAL NOTES

TARRANT COUNTY
SECURITY UPGRADES AT
VARIOUS COUNTY LOCATIONS
PHASE III
TARRANT COUNTY, TEXAS

REVISIONS DENOTED BY

PROJECT #: 20012-00 MANAGER: Idibri
ISSUED FOR: 100% CD DRAFTER: Idibri
ISSUE DATE: 4/25/2022 CHECKED: Idibri

SUBCOURTHOUSE AT MANSFIELD VIDEO SURVEILLANCE DEVICE SCHEDULE

SHEET

SC2-3
OF 82 SHEETS

SUBCOURTHOUSE AT MANSFIELD

SECURITY UPGRADES AT MILLER AVE. ADMINISTRATION BUILDING & CHARLES F. GRIFFIN BUILDING PHASE III TARRANT COUNTY, TEXAS

KEYED NOTES



architects / planners / interiors

200 Bailey Ave., Suite 200
Fort Worth, Texas 76107
817.921.5928
817.302.0692 fax



VIDEO SURVEILLANCE SYSTEMS

IDIBRI
15508 WRIGHT BROTHERS DRIVE
ADDISON, TEXAS 75001
972.239.1505

GENERAL NOTES

TARRANT COUNTY
SECURITY UPGRADES AT
VARIOUS COUNTY LOCATIONS
PHASE III
TARRANT COUNTY, TEXAS

REVISIONS DENOTED BY

PROJECT #: 20012-00 MANAGER: idibri
ISSUED FOR: 100% CD DRAFTER: idibri
ISSUE DATE: 4/25/2022 CHECKED: idibri

COVER SHEET - MILLER
AVE. ADMINISTRATION
BUILDING & CHARLES
F. GRIFFIN BUILDING

SHEET

G0-3
OF 82 SHEETS

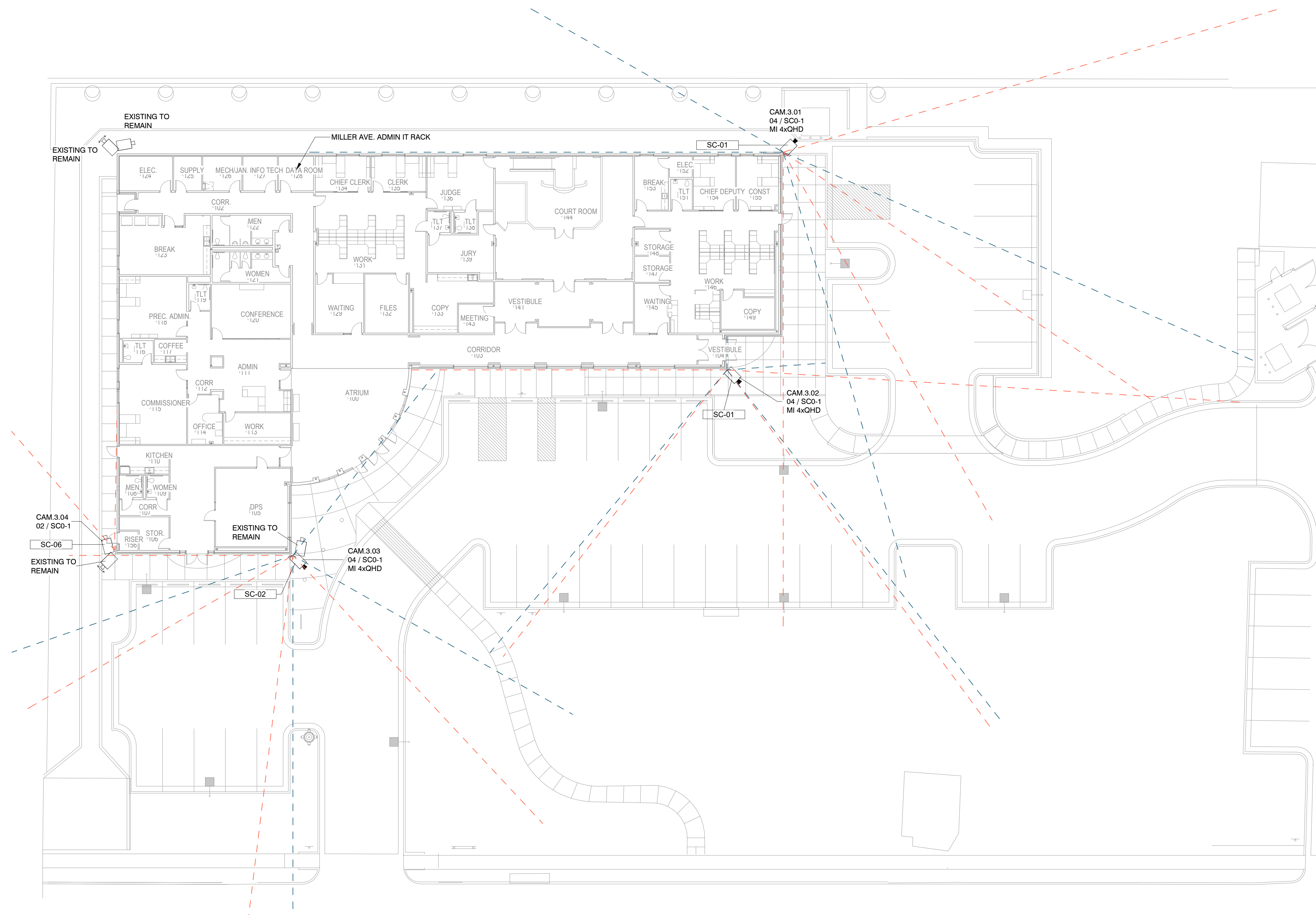
Copyright © 2020 Hahnfeld Hoffer Stanford

MILLER AVE. ADMINISTRATION BUILDING & CHARLES F. GRIFFIN BUILDING



VIDEO SURVEILLANCE SYSTEMS

IDIBRI
15508 WRIGHT BROTHERS DRIVE
ADDISON, TEXAS 75001
972.239.1505



1 MILLER AVE. ADMINISTRATION BUILDING - LEVEL 01
Scale: 1/16" = 1'-0"

KEYED NOTES

GENERAL NOTES

REVISIONS DENOTED BY

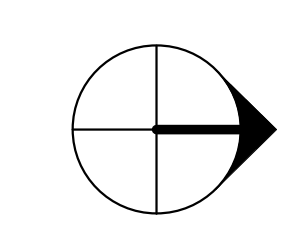
PROJECT #:	20012-00	MANAGER:	Idibri
ISSUED FOR:	100% CD	DRAFTER:	Idibri
ISSUE DATE:	4/25/2022	CHECKED:	Idibri

MILLER AVE.
ADMINISTRATION
BUILDING VIDEO
SURVEILLANCE - LEVEL
01

SHEET

SC3-1
OF 82 SHEETS

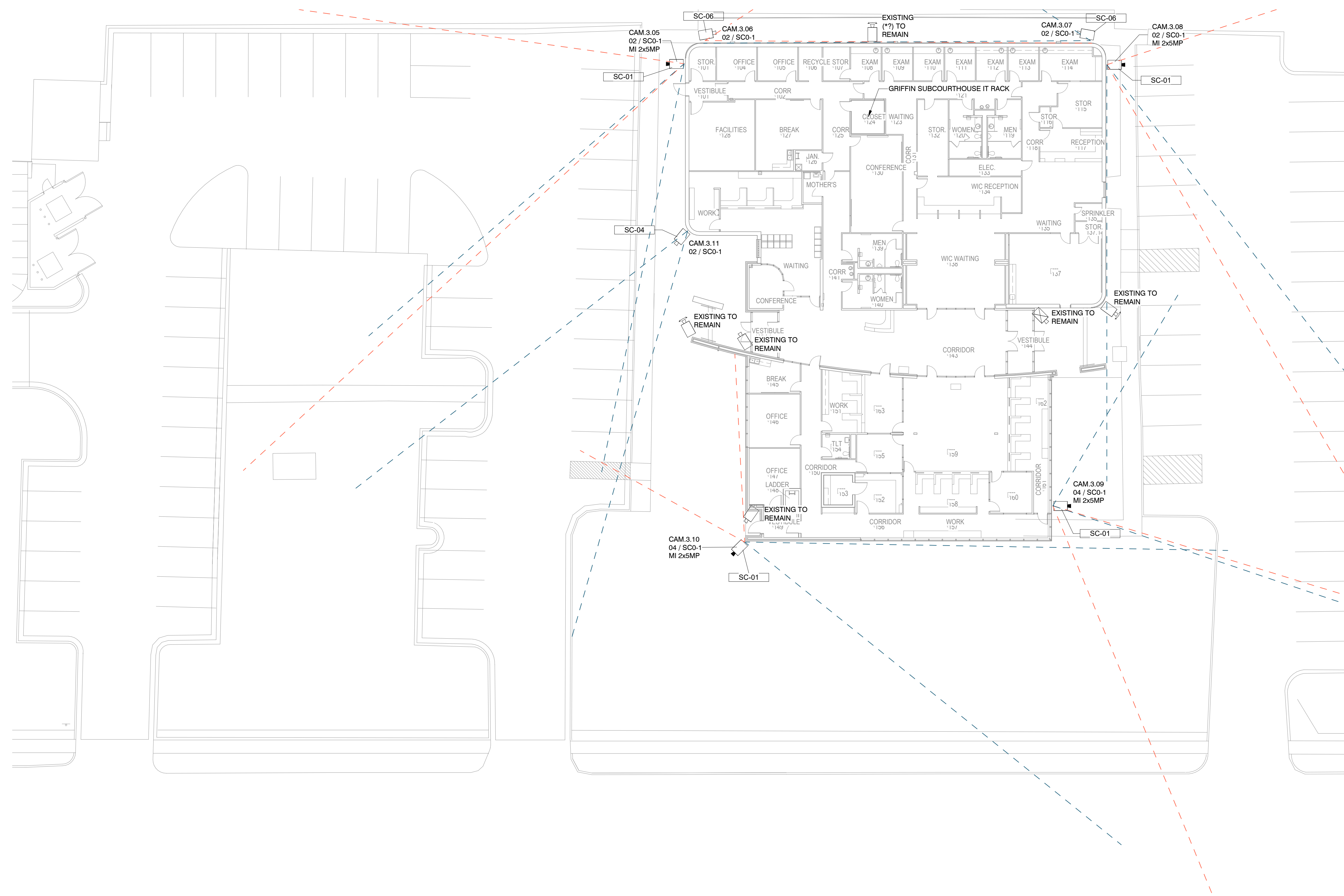
MILLER AVE. ADMINISTRATION BUILDING & CHARLES F. GRIFFIN BUILDING





VIDEO SURVEILLANCE SYSTEMS

IDIBRI
15508 WRIGHT BROTHERS DRIVE
ADDISON, TEXAS 75001
972.239.1505



CHARLES F. GRIFFIN BUILDING - LEVEL 01
Scale: 1/16" = 1'-0"

KEYED NOTES

GENERAL NOTES

REVISIONS DENOTED BY

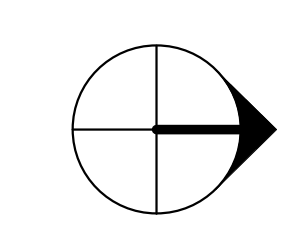
PROJECT #:	20012-00	MANAGER:	Idibri
ISSUED FOR:	100% CD	DRAFTER:	Idibri
ISSUE DATE:	4/25/2022	CHECKED:	Idibri

**CHARLES F. GRIFFIN
BUILDING VIDEO
SURVEILLANCE - LEVEL
01**

SHEET

SC3-2
OF 82 SHEETS

MILLER AVE. ADMINISTRATION BUILDING & CHARLES F. GRIFFIN BUILDING





architects / planners / interiors

200 Bailey Ave., Suite 200
Fort Worth, Texas 76107
817.921.5928
817.302.0692 fax



VIDEO SURVEILLANCE SYSTEMS

IDIBRI
15508 WRIGHT BROTHERS DRIVE
ADDISON, TEXAS 75001
972.239.1505

Security Device Schedule - Miller Ave. Administration Building & Charles F. Griffin Building												
Mark	Sheet Reference	Detail Reference	Description	Mounting Height	Conduit / Back Box Provided By	Conduit / Back Box Installed By	Cable Provided By	Cable Installed By	Conduit / Cable Destination	Device Provided By	Device Installed By	Comments
CAM.3.01	SC3-1	04 / SCO-1	Corner-Mount, Multi-Imager, Dome Camera	13'-0"	Reuse Existing	Reuse Existing	Reuse Existing	Reuse Existing	Reuse Existing Cable and Pathway	28 23 00	28 23 00	Axis P3719-PL-E w/T94N01D, T91E01, T94R01B
CAM.3.02	SC3-1	04 / SCO-1	Corner-Mount, Multi-Imager, Dome Camera	11'-0"	Reuse Existing	Reuse Existing	Reuse Existing	Reuse Existing	Reuse Existing Cable and Pathway	28 23 00	28 23 00	Axis P3719-PL-E w/T94N01D, T91E01, T94R01B
CAM.3.03	SC3-1	04 / SCO-1	Corner-Mount, Multi-Imager, Dome Camera	13'-0"	Reuse Existing	Reuse Existing	Reuse Existing	Reuse Existing	Reuse Existing Cable and Pathway	28 23 00	28 23 00	Axis P3719-PL-E w/T94N01D, T91E01, T94R01B
CAM.3.04	SC3-1	02 / SCO-1	Wall Arm Mount Dome Camera	12'-0"	28 05 29	28 05 29	28 05 14	28 05 14	Miller Ave. Admin IT Rack	See Comment	See Comment	Existing Camera (1 of 2) from location CAM.3.01 installed here.
CAM.3.05	SC3-2	02 / SCO-1	Wall Arm Mount, Multi-Imager, Dome Camera	11'-0"	Reuse Existing	Reuse Existing	Reuse Existing	Reuse Existing	Reuse Existing Cable and Pathway	28 23 00	28 23 00	Hanwha PNM-9000VD w/SLA-SM7000D (x2), SBP-300MMW1, SBP-201HMMW
CAM.3.06	SC3-2	02 / SCO-1	Wall Arm Mount Dome Camera	12'-0"	28 05 29	28 05 29	28 05 14	28 05 14	Griffin Subcourthouse IT Rack	See Comment	See Comment	Existing Camera (2 of 2) from location CAM.3.01 installed here.
CAM.3.07	SC3-2	02 / SCO-1	Wall Arm Mount Dome Camera	12'-0"	28 05 29	28 05 29	28 05 14	28 05 14	Griffin Subcourthouse IT Rack	See Comment	See Comment	Existing Camera from location CAM.3.02 installed here.
CAM.3.08	SC3-2	02 / SCO-1	Wall Arm Mount, Multi-Imager, Dome Camera	11'-0"	Reuse Existing	Reuse Existing	Reuse Existing	Reuse Existing	Reuse Existing Cable and Pathway	28 23 00	28 23 00	Hanwha PNM-9000VD w/SLA-SM4600D, SLA-SM7000D, SBP-300MMW1, SBP-201HMMW
CAM.3.09	SC3-2	04 / SCO-1	Corner-Mount, Multi-Imager, Dome Camera	11'-0"	Reuse Existing	Reuse Existing	Reuse Existing	Reuse Existing	Reuse Existing Cable and Pathway	28 23 00	28 23 00	Hanwha PNM-9000VD w/SLA-SM4600D, SLA-SM7000D, SBP-300MMW1, SBP-201HMMW
CAM.3.10	SC3-2	04 / SCO-1	Corner-Mount, Multi-Imager, Dome Camera	11'-0"	Reuse Existing	Reuse Existing	Reuse Existing	Reuse Existing	Reuse Existing Cable and Pathway	28 23 00	28 23 00	Hanwha PNM-9000VD w/SLA-SM4600D, SLA-SM7000D, SBP-300MMW1, SBP-201HMMW, SBP-300KMW1
CAM.3.11	SC3-2	02 / SCO-1	Wall Arm Mount Dome Camera	12'-0"	28 05 29	28 05 29	28 05 14	28 05 14	Griffin Subcourthouse IT Rack	28 23 00	28 23 00	Axis Q1798-LE w/T94S01P

GENERAL NOTES

REVISIONS DENOTED BY

TARRANT COUNTY
SECURITY UPGRADES AT
VARIOUS COUNTY LOCATIONS
PHASE III
TARRANT COUNTY, TEXAS

PROJECT #: 20012-00 MANAGER: Idibri
ISSUED FOR: 100% CD DRAFTER: Idibri
ISSUE DATE: 4/25/2022 CHECKED: Idibri

MILLER AVE.
ADMINISTRATION
BUILDING & CHARLES
F. GRIFFIN BUILDING
VIDEO SURVEILLANCE
DEVICE SCHEDULE

SHEET

SC3-3

OF 82 SHEETS

MILLER AVE. ADMINISTRATION BUILDING & CHARLES F. GRIFFIN BUILDING

SECURITY UPGRADES AT NORTHEAST COURTHOUSE PHASE III TARRANT COUNTY, TEXAS

KEYED NOTES



architects / planners / interiors

200 Bailey Ave., Suite 200
Fort Worth, Texas 76107
817.921.5928
817.302.0692 fax



VIDEO SURVEILLANCE SYSTEMS

IDIBRI
15508 WRIGHT BROTHERS DRIVE
ADDISON, TEXAS 75001
972.239.1505

GENERAL NOTES

TARRANT COUNTY
SECURITY UPGRADES AT
VARIOUS COUNTY LOCATIONS
PHASE III
TARRANT COUNTY, TEXAS

REVISIONS DENOTED BY

PROJECT #: 20012-00 MANAGER: idibri
ISSUED FOR: 100% CD DRAFTER: idibri
ISSUE DATE: 4/25/2022 CHECKED: idibri

COVER SHEET -
NORTHEAST
COURTHOUSE

SHEET

GO-4

OF 82 SHEETS

Copyright © 2020 Hahnfeld Hoffer Stanford



KEYED NOTES

GENERAL NOTES

REVISIONS DENOTED BY



architects / planners / interiors

200 Bailey Ave., Suite 200
Fort Worth, Texas 76107
817.921.5928
817.302.0692 fax



VIDEO SURVEILLANCE SYSTEMS
IDIBRI
15508 WRIGHT BROTHERS DRIVE
ADDISON, TEXAS 75001
972.239.1505

TARRANT COUNTY
SECURITY UPGRADES AT
VARIOUS COUNTY LOCATIONS
PHASE III
TARRANT COUNTY, TEXAS

PROJECT #: 20012-00 MANAGER: idibri
ISSUED FOR: 100% CD DRAFTER: idibri
ISSUE DATE: 4/25/2022 CHECKED: idibri

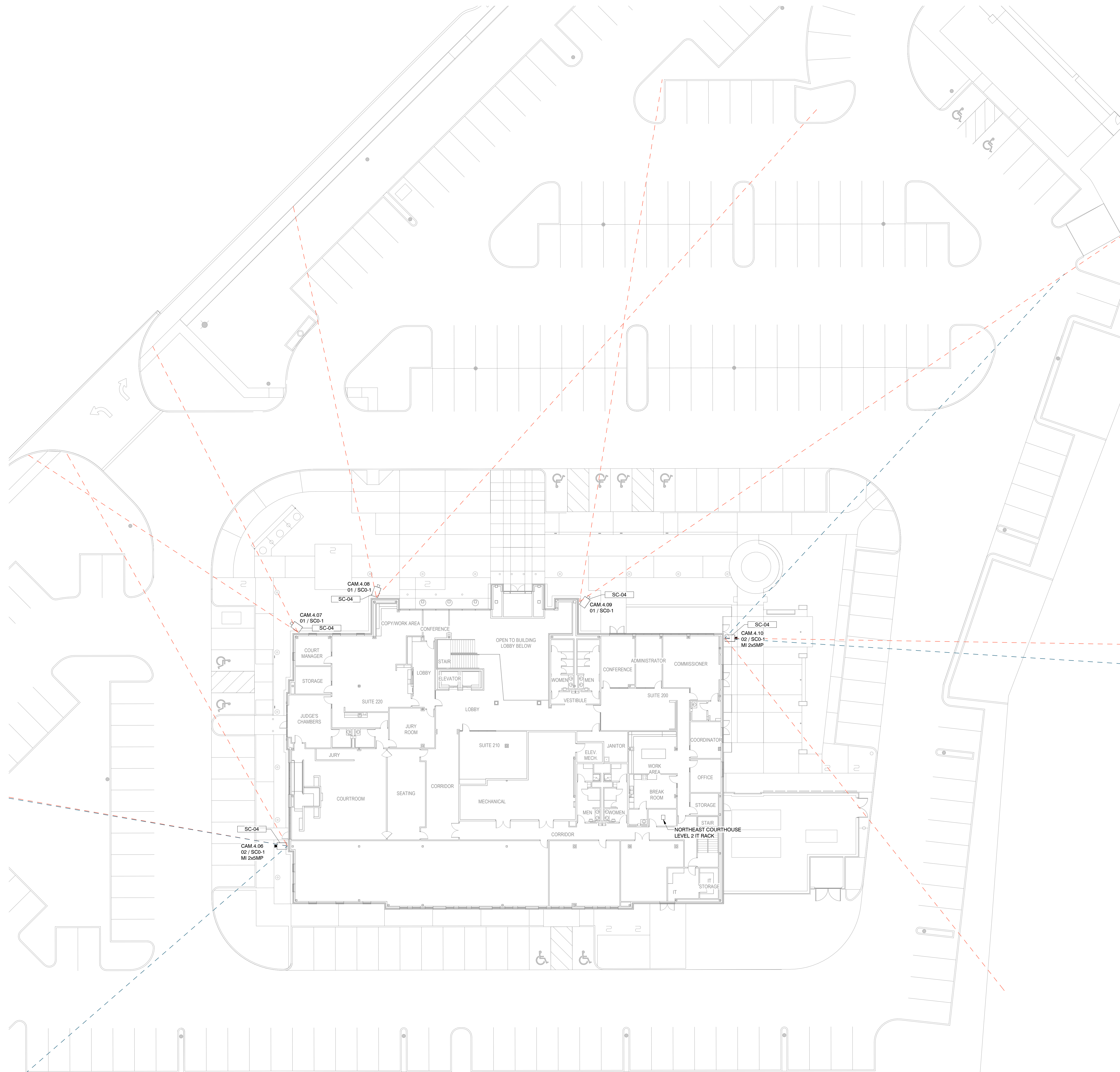
NORTHEAST
COURTHOUSE VIDEO
SURVEILLANCE - LEVEL
01

SHEET
SC4-1
OF 82 SHEETS
Copyright © 2020 Hahnfeld Hoffer Stanford

NORTHEAST COURTHOUSE - LEVEL 01
Scale: 1/16" = 1'-0"

NORTHEAST COURTHOUSE

C:\Users\lavin\Revit\Local Files\HLL_TCSU_SC_R19_rcklawa216.rvt
4/22/2022 6:01:48 PM



KEYED NOTES

GENERAL NOTES

REVISIONS DENOTED BY



architects / planners / interiors

200 Bailey Ave., Suite 200
Fort Worth, Texas 76107
817.921.5928
817.302.0692 fax



VIDEO SURVEILLANCE SYSTEMS

IDIBRI
15508 WRIGHT BROTHERS DRIVE
ADDISON, TEXAS 75001
972.239.1505

TARRANT COUNTY
SECURITY UPGRADES AT
VARIOUS COUNTY LOCATIONS
PHASE III
TARRANT COUNTY, TEXAS

PROJECT #: 20012-00 MANAGER: Idibri
ISSUED FOR: 100% CD DRAFTER: Idibri
ISSUE DATE: 4/25/2022 CHECKED: Idibri

NORTHEAST COURTHOUSE VIDEO SURVEILLANCE - LEVEL 02

SHEET
SC4-2
OF 82 SHEETS
Copyright © 2020 Hahnfeld Hoffer Stanford

1 **NORTHEAST COURTHOUSE - LEVEL 02**
Scale: 1/16" = 1'-0"

NORTHEAST COURTHOUSE

C:\Users\lavin\Revit\Local Files\HLL_TCSU_SC_R19_rcklawa216.rvt
4/22/2022 6:01:50 PM

Key Value	Keynote
SC-01	Reuse existing cable and pathway. Install new camera and mounting hardware. Repurpose existing camera at new location as per Security Device Schedule.
SC-02	Reuse existing cable and pathway. Install new camera and mounting hardware. Existing camera to be turned over to Tarrant County.
SC-03	Reuse existing cable and pathway. Install repurposed camera and mounting hardware as per Security Device Schedule. Existing camera to be turned over to Tarrant County.
SC-04	Install new camera and mounting hardware.
SC-05	Relocate existing camera. Reuse existing cable and pathway.
SC-06	Relocate existing camera to new location as per Security Device Schedule. Install new pathway and cable.
SC-07	Camera to be relocated to new location as per Security Device Schedule. Remove camera, install blank cover over back box.
SC-09	Reuse existing cable and pathway, extending as required to reach adjusted camera position. Install new camera and mounting hardware. Repurpose existing camera at new location as per Security Device Schedule.
SC-10	Reuse existing cable and pathway, extending as required to reach adjusted camera position. Install new camera and mounting hardware. Existing camera to be turned over to Tarrant County.

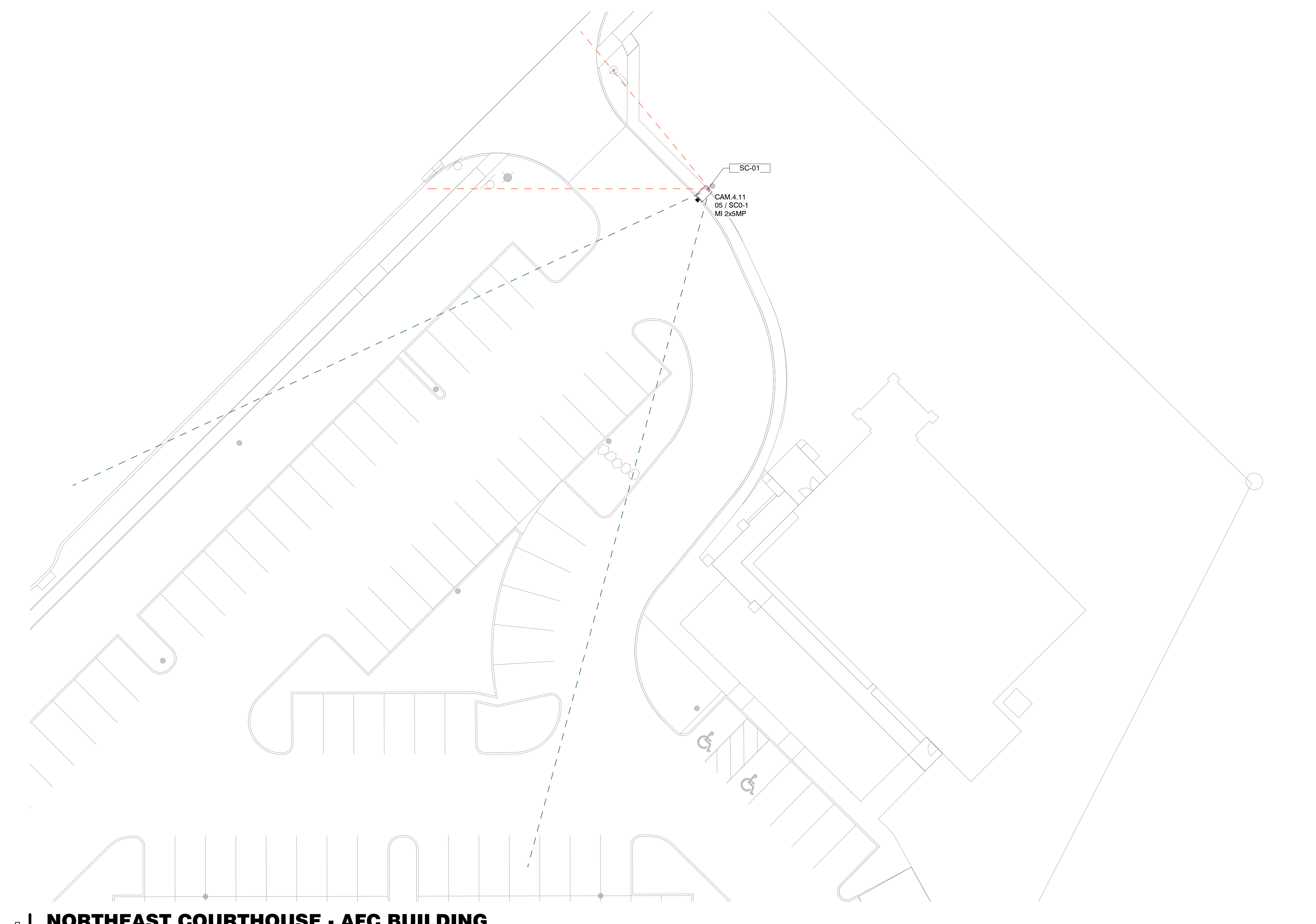


architects / planners / interiors

200 Bailey Ave., Suite 200
Fort Worth, Texas 76107
817.921.5928
817.302.0692 fax



VIDEO SURVEILLANCE SYSTEMS
IDIBRI
15508 WRIGHT BROTHERS DRIVE
ADDISON, TEXAS 75001
972.239.1505



NORTHEAST COURTHOUSE - AFC BUILDING
Scale: 1/16" = 1'-0"

GENERAL NOTES

REVISIONS DENOTED BY

TARRANT COUNTY
SECURITY UPGRADES AT
VARIOUS COUNTY LOCATIONS
PHASE III
TARRANT COUNTY, TEXAS

PROJECT #: 20012-00 MANAGER: idibri
ISSUED FOR: 100% CD DRAFTER: idibri
ISSUE DATE: 4/25/2022 CHECKED: idibri

NORTHEAST COURTHOUSE VIDEO SURVEILLANCE - AFC BUILDING

SHEET
SC4-3
OF 82 SHEETS
Copyright © 2020 Hahnfeld Hoffer Stanford

 **NORTHEAST COURTHOUSE**

C:\Users\lavin\Revit\Local Files\TCSU_SC_R19_rcklawa216.rvt
4/22/2022 6:01:50 PM



architects / planners / interiors

200 Bailey Ave., Suite 200
Fort Worth, Texas 76107
817.921.5928
817.302.0692 fax



VIDEO SURVEILLANCE SYSTEMS

IDIBRI
15508 WRIGHT BROTHERS DRIVE
ADDISON, TEXAS 75001
972.239.1505

Security Device Schedule - Northeast Courthouse												
Mark	Sheet Reference	Detail Reference	Description	Mounting Height	Conduit / Back Box Provided By	Conduit / Back Box Installed By	Cable Provided By	Cable Installed By	Conduit / Cable Destination	Device Provided By	Device Installed By	Comments
CAM.4.01	SC4-1	01 / SCO-1	Wall-Mount Static Camera	9' - 0"	28 05 29	28 05 29	28 05 14	28 05 14	Northeast Courthouse Level 1 IT Rack	28 23 00	28 23 00	Existing Camera from location CAM.3.08 (Miller Ave Complex) installed here.
CAM.4.02	SC4-1	02 / SCO-1	Wall Arm Mount, Multi-Imager, Dome Camera	12' - 0"	28 05 29	28 05 29	28 05 14	28 05 14	Northeast Courthouse Level 1 IT Rack	28 23 00	28 23 00	Hanwha PNM-9000VD w/SLA-5M4600D, SLA-5M7000D, SBP-300WMMW1, SBP-201HMMW
CAM.4.03	SC4-1	01 / SCO-1	Wall-Mount Static Camera	10' - 0"	28 05 29	28 05 29	28 05 14	28 05 14	Northeast Courthouse Level 1 IT Rack	28 23 00	28 23 00	AXIS Q3538-LVE w/T94S01P
CAM.4.04	SC4-1	01 / SCO-1	Wall-Mount Static Camera	9' - 0"	28 05 29	28 05 29	28 05 14	28 05 14	Northeast Courthouse Level 1 IT Rack	28 23 00	28 23 00	Existing Camera from location CAM.3.08 (Miller Ave Complex) installed here.
CAM.4.05	SC4-1	01 / SCO-1	Wall-Mount Static Camera	9' - 0"	28 05 29	28 05 29	28 05 14	28 05 14	Northeast Courthouse Level 1 IT Rack	28 23 00	28 23 00	Existing Camera from location CAM.3.07 (Miller Ave Complex) installed here.
CAM.4.06	SC4-2	02 / SCO-1	Wall Arm Mount, Multi-Imager, Dome Camera	12' - 0"	28 05 29	28 05 29	28 05 14	28 05 14	Northeast Courthouse Level 2 IT Rack	28 23 00	28 23 00	Hanwha PNM-9000VD w/SLA-5M7000D (x2), SBP-300WMMW1, SBP-201HMMW
CAM.4.07	SC4-2	01 / SCO-1	Wall-Mount Static Camera	14' - 0"	28 05 29	28 05 29	28 05 14	28 05 14	Northeast Courthouse Level 2 IT Rack	28 23 00	28 23 00	Axis Q1798-LE w/T94S01P
CAM.4.08	SC4-2	01 / SCO-1	Wall-Mount Static Camera	14' - 0"	28 05 29	28 05 29	28 05 14	28 05 14	Northeast Courthouse Level 2 IT Rack	28 23 00	28 23 00	Axis Q1798-LE w/T94S01P
CAM.4.09	SC4-2	01 / SCO-1	Wall-Mount Static Camera	14' - 0"	28 05 29	28 05 29	28 05 14	28 05 14	Northeast Courthouse Level 2 IT Rack	28 23 00	28 23 00	Axis Q1798-LE w/T94S01P
CAM.4.10	SC4-2	02 / SCO-1	Wall Arm Mount, Multi-Imager, Dome Camera	12' - 0"	28 05 29	28 05 29	28 05 14	28 05 14	Northeast Courthouse Level 2 IT Rack	28 23 00	28 23 00	Hanwha PNM-9000VD w/SLA-5M7000D (x2), SBP-300WMMW1, SBP-201HMMW
CAM.4.11	SC4-3	05 / SCO-1	Pole Mount, Multi-Imager, Dome Camera	12' - 0"	Reuse Existing	Reuse Existing	Reuse Existing	Reuse Existing	Reuse Existing Cable and Pathway	28 23 00	28 23 00	Hanwha PNM-9000VD w/SLA-5M7000D (x2), SBP-300WMMW1, SBP-201HMMW, SBP-300PMW1

GENERAL NOTES

REVISIONS DENOTED BY

TARRANT COUNTY
SECURITY UPGRADES AT
VARIOUS COUNTY LOCATIONS
PHASE III
TARRANT COUNTY, TEXAS

PROJECT #: 20012-00 MANAGER: Idibri
ISSUED FOR: 100% CD DRAFTER: Idibri
ISSUE DATE: 4/25/2022 CHECKED: Idibri

NORTHEAST COURTHOUSE VIDEO SURVEILLANCE DEVICE SCHEDULE

SHEET

SC4-4
OF 82 SHEETS

NORTHEAST COURTHOUSE

SECURITY UPGRADES AT NORTHWEST SUBCOURTHOUSE & ANNEX PHASE III TARRANT COUNTY, TEXAS

KEYED NOTES



architects / planners / interiors

200 Bailey Ave., Suite 200
Fort Worth, Texas 76107
817.921.5928
817.302.0692 fax



VIDEO SURVEILLANCE SYSTEMS

IDIBRI
15508 WRIGHT BROTHERS DRIVE
ADDISON, TEXAS 75001
972.239.1505

GENERAL NOTES

TARRANT COUNTY
SECURITY UPGRADES AT
VARIOUS COUNTY LOCATIONS
PHASE III
TARRANT COUNTY, TEXAS

REVISIONS DENOTED BY

PROJECT #: 20012-00 MANAGER: idibri
ISSUED FOR: 100% CD DRAFTER: idibri
ISSUE DATE: 4/25/2022 CHECKED: idibri

COVER SHEET -
NORTHWEST
SUBCOURTHOUSE &
ANNEX

SHEET

G0-5
OF 82 SHEETS

Copyright © 2020 Hahnfeld Hoffer Stanford

NORTHWEST SUBCOURTHOUSE & ANNEX



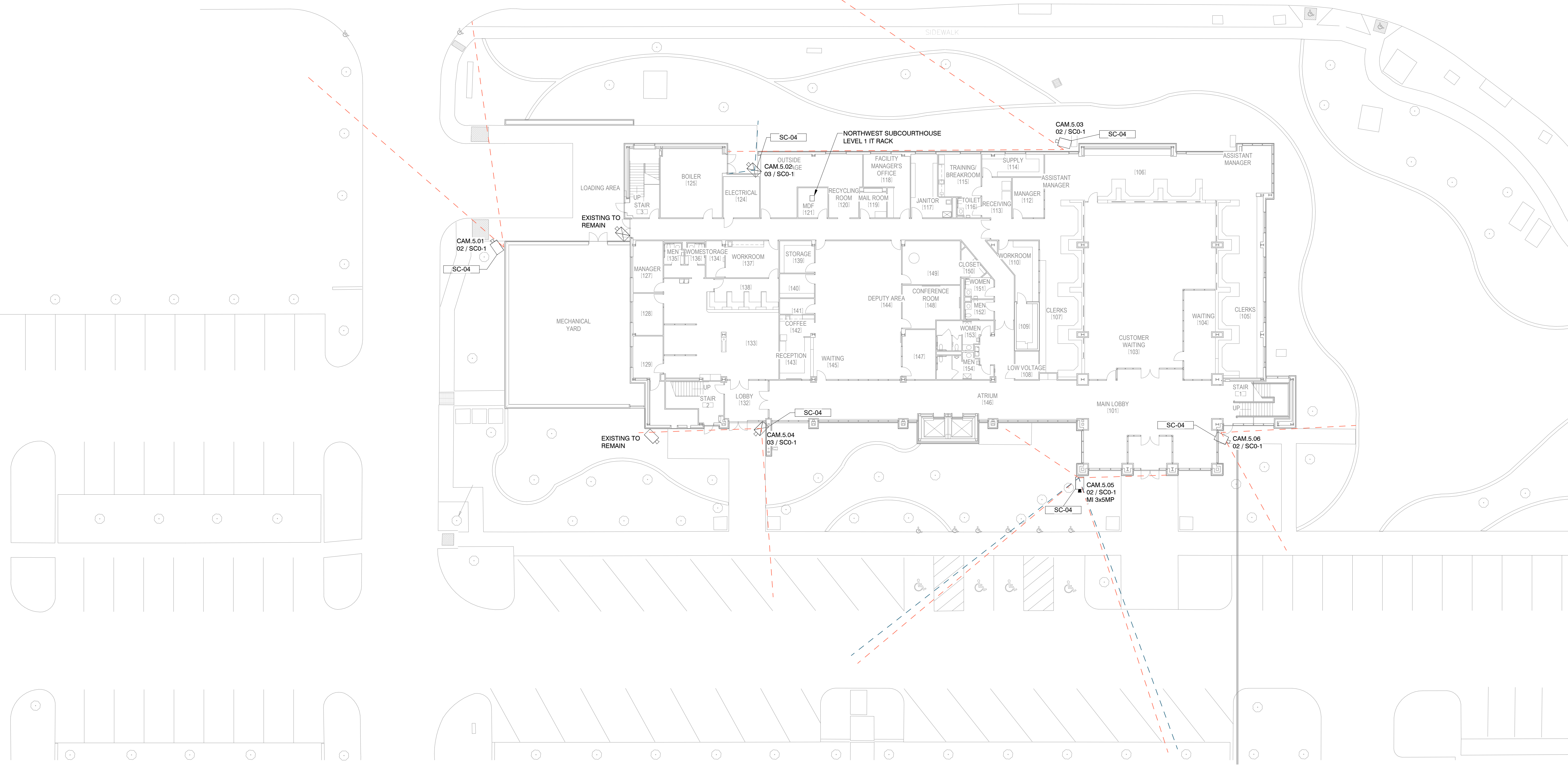
Key Value	Keynote
SC-01	Reuse existing cable and pathway. Install new camera and mounting hardware. Repurpose existing camera at new location as per Security Device Schedule.
SC-02	Reuse existing cable and pathway. Install new camera and mounting hardware. Existing camera to be turned over to Tarrant County.
SC-03	Reuse existing cable and pathway. Install repurposed camera and mounting hardware as per Security Device Schedule. Existing camera to be turned over to Tarrant County.
SC-04	Install new camera and mounting hardware.
SC-05	Relocate existing camera. Reuse existing cable and pathway.
SC-06	Relocate existing camera to new location as per Security Device Schedule. Install new pathway and cable.
SC-07	Camera to be relocated to new location as per Security Device Schedule. Remove camera. Install blank cover over back box.
SC-09	Reuse existing cable and pathway, extending as required to reach adjusted camera position. Install new camera and mounting hardware. Repurpose existing camera at new location as per Security Device Schedule.
SC-10	Reuse existing cable and pathway, extending as required to reach adjusted camera position. Install new camera and mounting hardware. Existing camera to be turned over to Tarrant County.

GENERAL NOTES

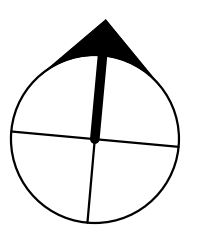
REVISIONS	DENOTED BY

PROJECT #: 20012-00	MANAGER: idibri
ISSUED FOR: 100% CD	DRAFTER: idibri
ISSUE DATE: 4/25/2022	CHECKED: idibri

**NORTHWEST
SUBCOURTHOUSE
VIDEO SURVEILLANCE -
LEVEL 01**



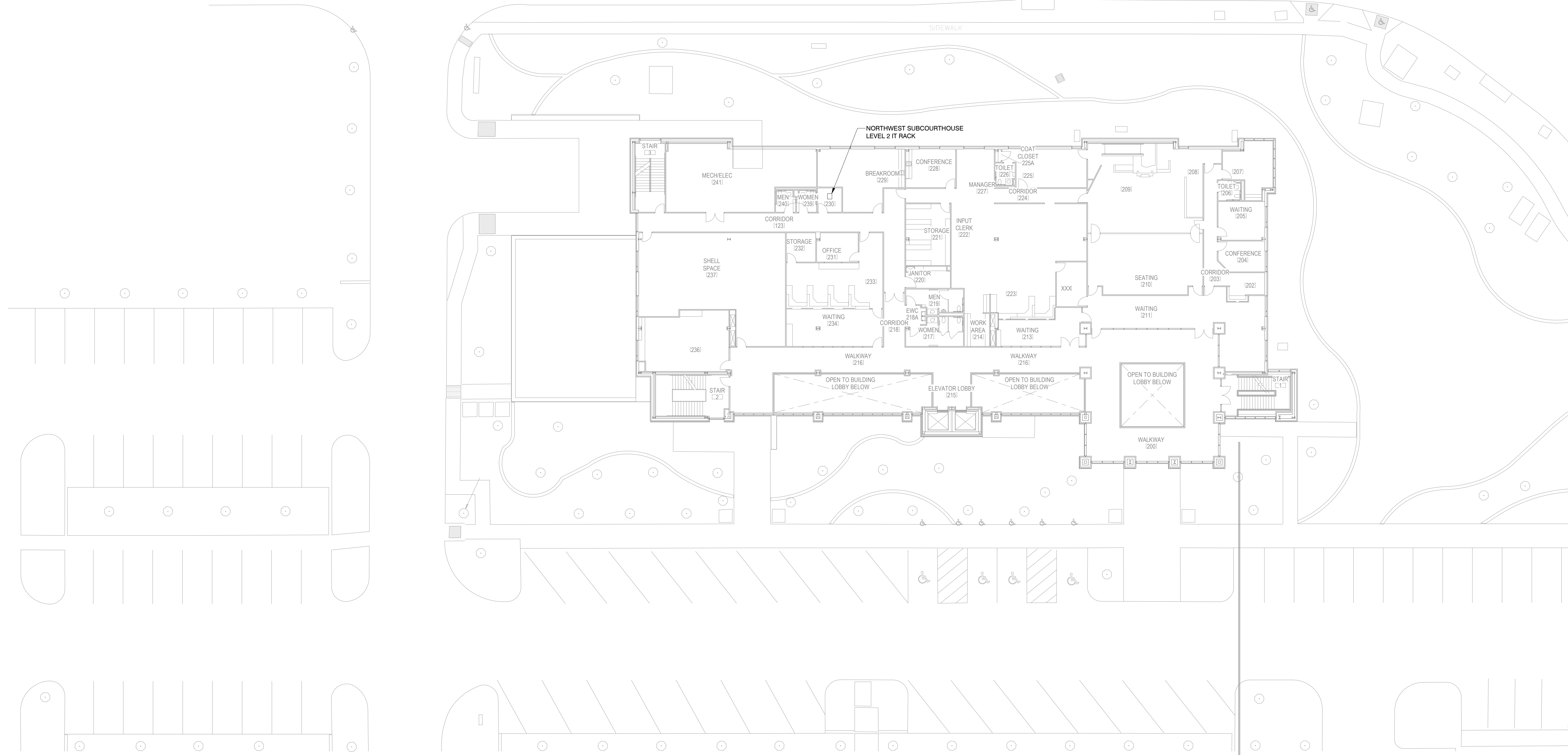
1 | NORTHWEST SUBCOURTHOUSE - LEVEL 01
Scale: 1/16" = 1'-0"



NORTHWEST SUBCOURTHOUSE & ANNEX

C:\Users\lavin\Revit\Local Files\HLS\TCSU_SC_R19_rcklawa216.rvt
4/22/2022 6:01:52 PM

C:\Users\lavin\Revit\Local Files\TCSU_SC_R19_rcklawa216.rvt
4/22/2022 6:01:54 PM



1 NORTHWEST SUBCOURTHOUSE - LEVEL 02

Scale: 1/16" = 1'-0"

Key Value	Keynote
SC-01	Reuse existing cable and pathway. Install new camera and mounting hardware. Repurpose existing camera at new location as per Security Device Schedule.
SC-02	Reuse existing cable and pathway. Install new camera and mounting hardware. Existing camera to be turned over to Tarrant County.
SC-03	Reuse existing cable and pathway. Install repurposed camera and mounting hardware as per Security Device Schedule. Existing camera to be turned over to Tarrant County.
SC-04	Install new camera and mounting hardware.
SC-05	Relocate existing camera. Reuse existing cable and pathway.
SC-06	Relocate existing camera to new location as per Security Device Schedule. Install new pathway and cable.
SC-07	Camera to be relocated to new location as per Security Device Schedule. Remove camera. install blank cover over back box.
SC-09	Reuse existing cable and pathway, extending as required to reach adjusted camera position. Install new camera and mounting hardware. Repurpose existing camera at new location as per Security Device Schedule.
SC-10	Reuse existing cable and pathway, extending as required to reach adjusted camera position. Install new camera and mounting hardware. Existing camera to be turned over to Tarrant County.

GENERAL NOTES

REVISIONS

NO.	DESCRIPTION	DATE	BY	CHECKED



architects / planners / interiors

200 Bailey Ave., Suite 200
Fort Worth, Texas 76107
817.921.5928
817.302.0692 fax



VIDEO SURVEILLANCE SYSTEMS

IDIBRI
15508 WRIGHT BROTHERS DRIVE
ADDISON, TEXAS 75001
972.239.1505

**TARRANT COUNTY
SECURITY UPGRADES AT
VARIOUS COUNTY LOCATIONS
PHASE III
TARRANT COUNTY, TEXAS**

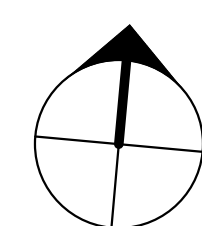
PROJECT #: 20012-00	MANAGER: idibri
ISSUED FOR: 100% CD	DRAFTER: idibri
ISSUE DATE: 4/25/2022	CHECKED: idibri

**NORTHWEST
SUBCOURTHOUSE
VIDEO SURVEILLANCE -
LEVEL 02**

SHEET

SC5-2
OF 82 SHEETS

Copyright © 2020 Hahnfeld Hoffer Stanford



NORTHWEST SUBCOURTHOUSE & ANNEX



Key Value	Keynote
SC-01	Reuse existing cable and pathway. Install new camera and mounting hardware. Repurpose existing camera at new location as per Security Device Schedule.
SC-02	Reuse existing cable and pathway. Install new camera and mounting hardware. Existing camera to be turned over to Tarrant County.
SC-03	Reuse existing cable and pathway. Install repurposed camera and mounting hardware as per Security Device Schedule. Existing camera to be turned over to Tarrant County.
SC-04	Install new camera and mounting hardware.
SC-05	Relocate existing camera. Reuse existing cable and pathway.
SC-06	Relocate existing camera to new location as per Security Device Schedule. Install new pathway and cable.
SC-07	Camera to be relocated to new location as per Security Device Schedule. Remove camera. install blank cover over back box.
SC-09	Reuse existing cable and pathway, extending as required to reach adjusted camera position. Install new camera and mounting hardware. Repurpose existing camera at new location as per Security Device Schedule.
SC-10	Reuse existing cable and pathway, extending as required to reach adjusted camera position. Install new camera and mounting hardware. Existing camera to be turned over to Tarrant County.

GENERAL NOTES

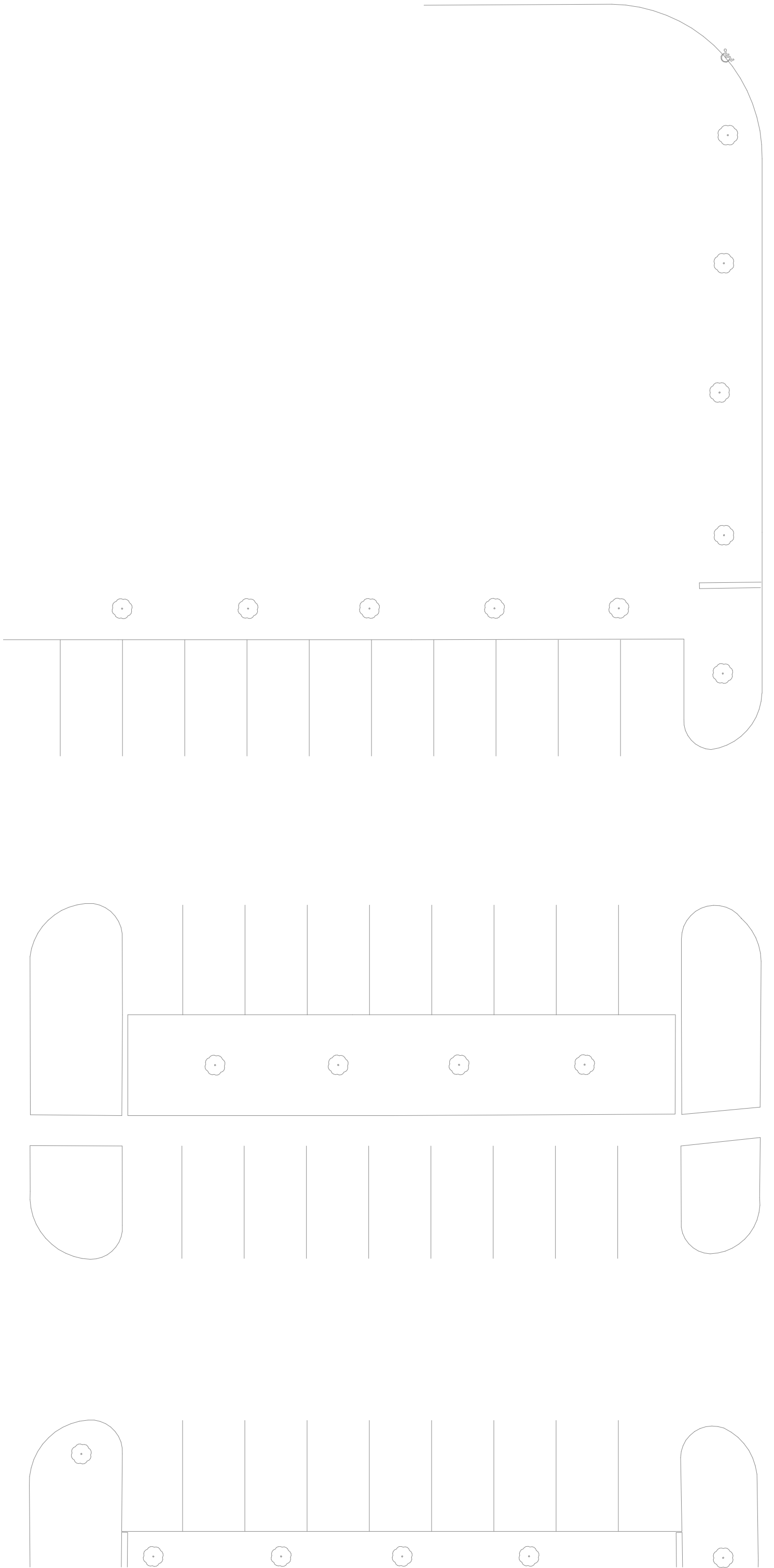
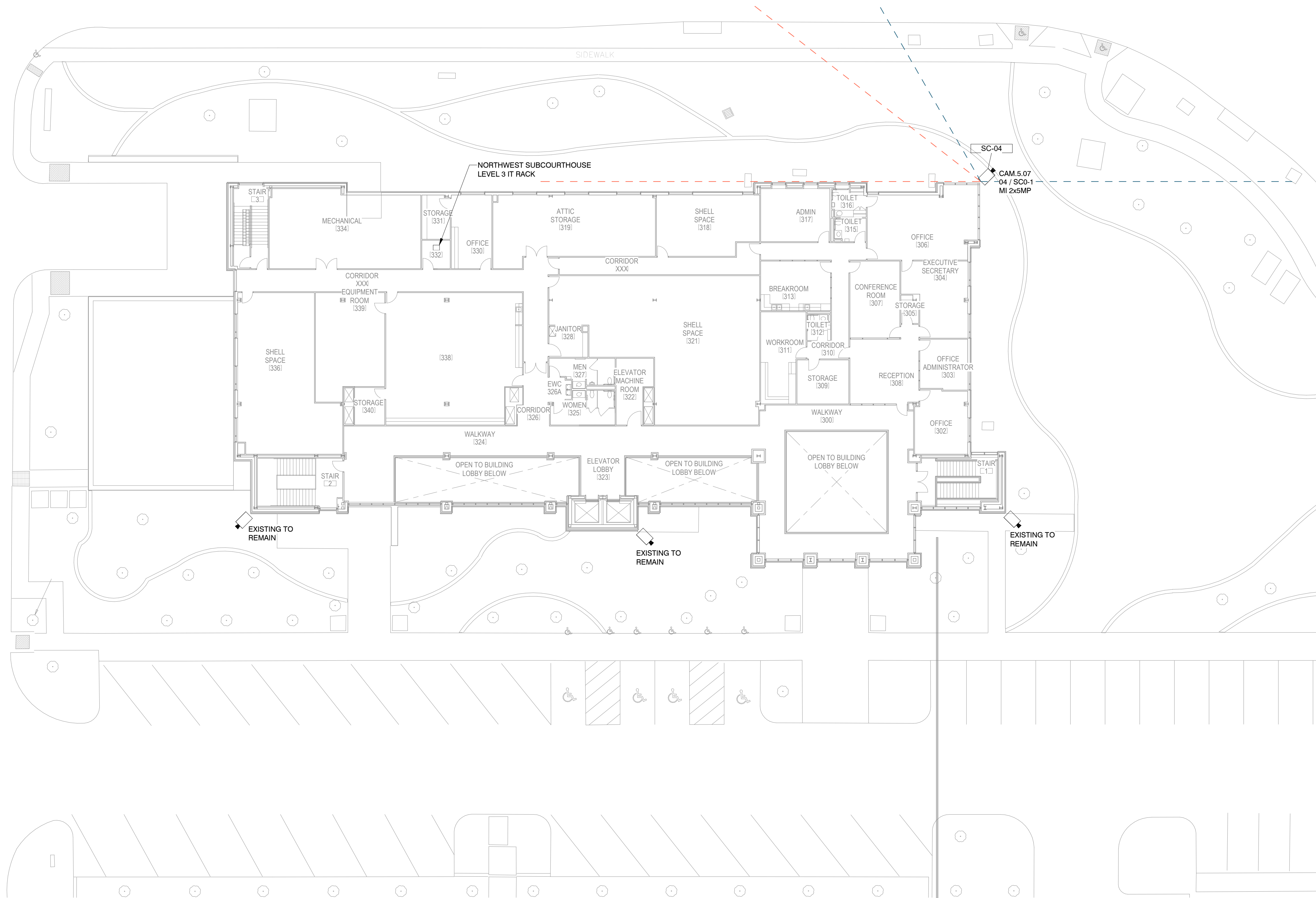
REVISIONS

NO.	DESCRIPTION	DATE	BY	CHECKED

PROJECT #:	20012-00	MANAGER:	ldibri
ISSUED FOR:	100% CD	DRAFTER:	ldibri
ISSUE DATE:	4/25/2022	CHECKED:	ldibri

**NORTHWEST
SUBCOURTHOUSE
VIDEO SURVEILLANCE -
LEVEL 03**

SHEET
SC5-3
OF 82 SHEETS
Copyright © 2020 Hahnfeld Hoffer Stanford



1 | NORTHWEST SUBCOURTHOUSE - LEVEL 03
Scale: 1/16" = 1'-0"

NORTHWEST SUBCOURTHOUSE & ANNEX

C:\Users\lavin\Revit\Local Files\HLS\TCSU_SC_R19_rcklawa216.rvt
4/22/2022 6:01:55 PM



Key Value	Keynote
SC-01	Reuse existing cable and pathway. Install new camera and mounting hardware. Repurpose existing camera at new location as per Security Device Schedule.
SC-02	Reuse existing cable and pathway. Install new camera and mounting hardware. Existing camera to be turned over to Tarrant County.
SC-03	Reuse existing cable and pathway. Install repurposed camera and mounting hardware as per Security Device Schedule. Existing camera to be turned over to Tarrant County.
SC-04	Install new camera and mounting hardware.
SC-05	Relocate existing camera. Reuse existing cable and pathway.
SC-06	Relocate existing camera to new location as per Security Device Schedule. Install new pathway and cable.
SC-07	Camera to be relocated to new location as per Security Device Schedule. Remove camera. Install blank cover over back box.
SC-09	Reuse existing cable and pathway. Extending as required to reach adjusted camera position. Install new camera and mounting hardware. Repurpose existing camera at new location as per Security Device Schedule.
SC-10	Reuse existing cable and pathway. Extending as required to reach adjusted camera position. Install new camera and mounting hardware. Existing camera to be turned over to Tarrant County.

GENERAL NOTES

TARRANT COUNTY
SECURITY UPGRADES AT
VARIOUS COUNTY LOCATIONS
PHASE III
TARRANT COUNTY, TEXAS

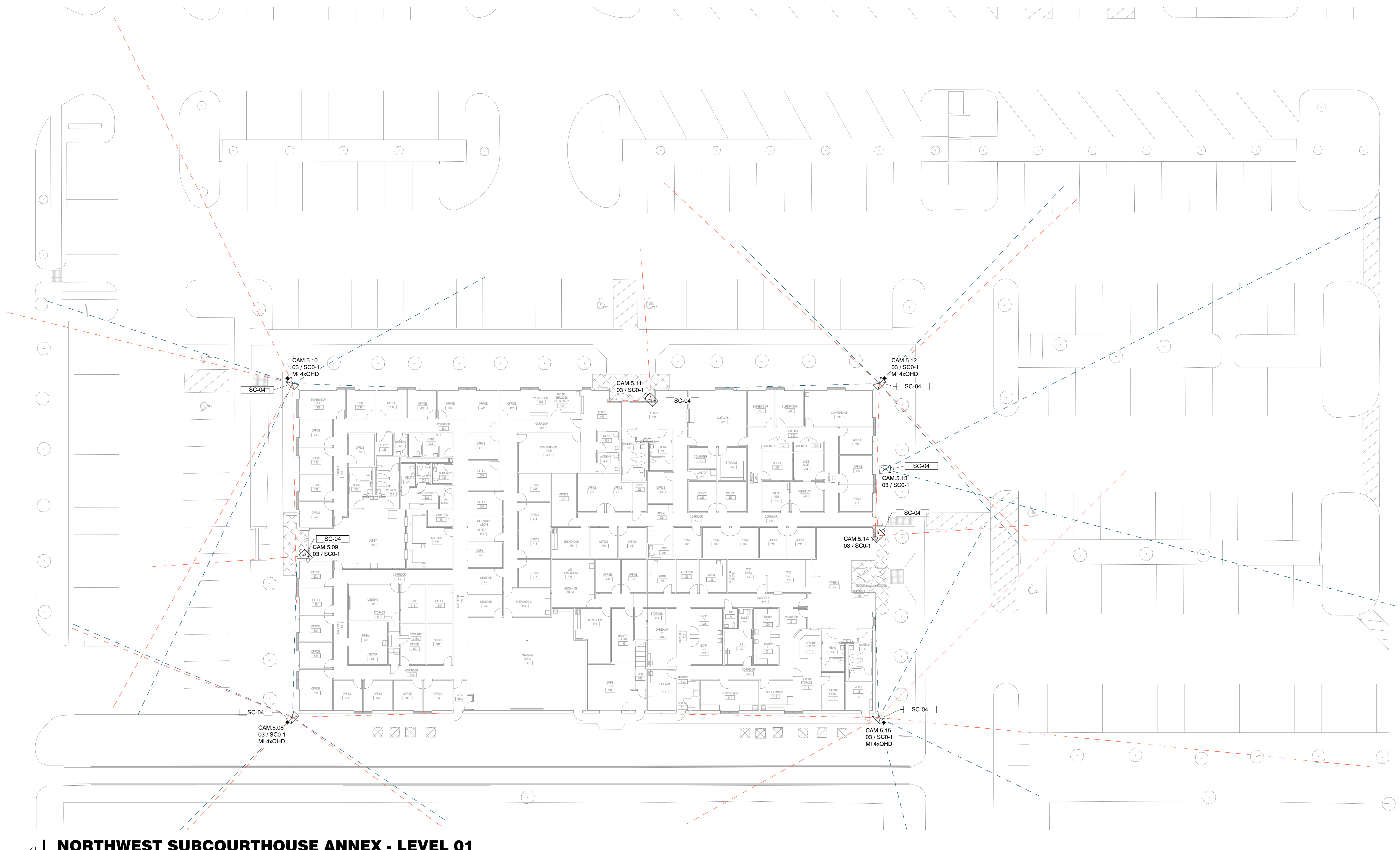
REVISIONS DENOTED BY

PROJECT #	MANAGER
20012-00	Idibri
ISSUED FOR	DRAFTER
100% CD	Idibri
ISSUE DATE	CHECKED
4/25/2022	Idibri

NORTHWEST
SUBCOURTHOUSE
ANNEX VIDEO
SURVEILLANCE - LEVEL
01

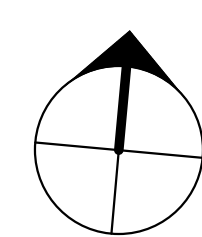
SHEET

SC5-4
OF 82 SHEETS

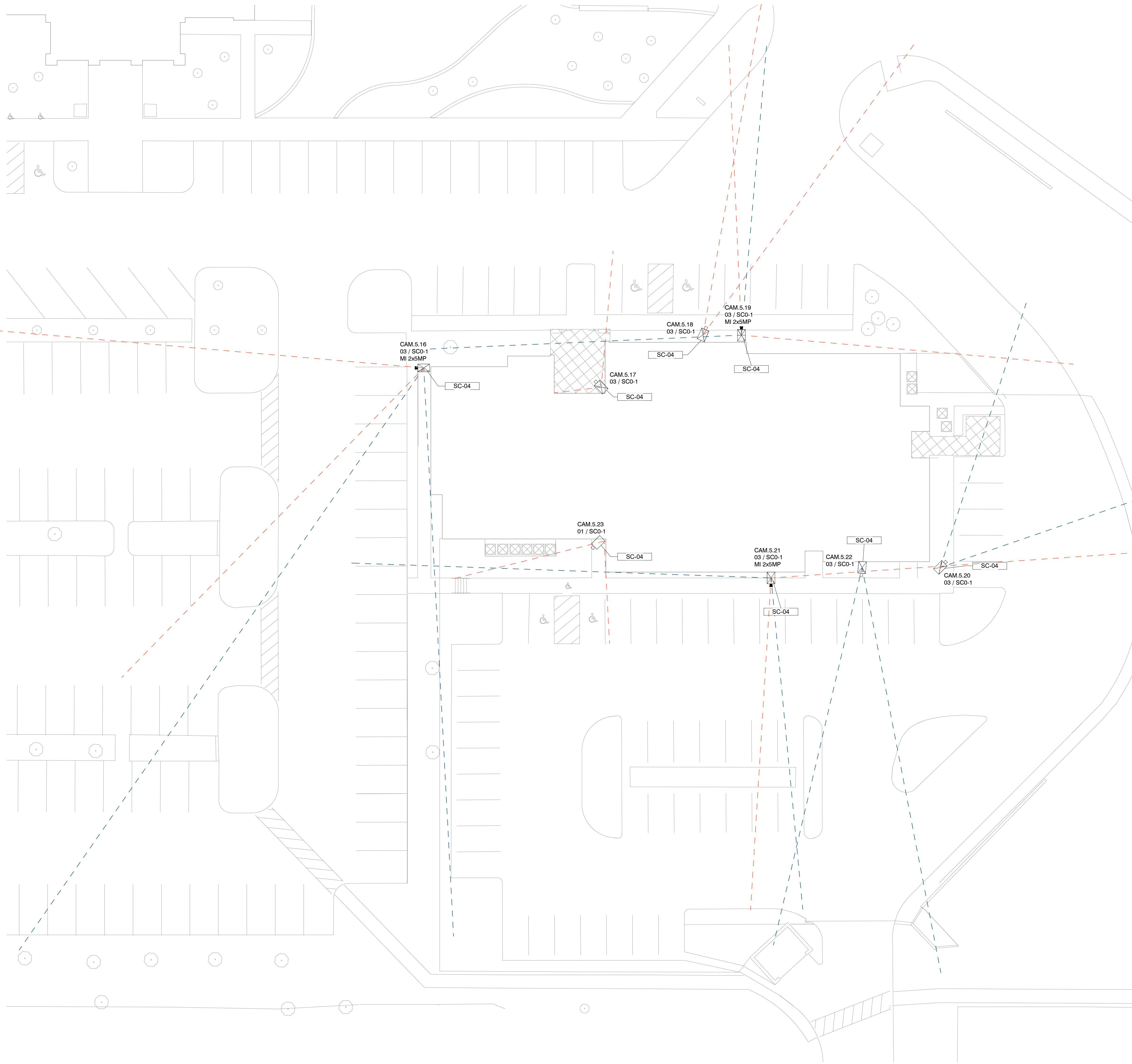


NORTHWEST SUBCOURTHOUSE ANNEX - LEVEL 01

Scale: 1/16" = 1'-0"



NORTHWEST SUBCOURTHOUSE & ANNEX



Key Value	Keynote
SC-01	Reuse existing cable and pathway. Install new camera and mounting hardware. Repurpose existing camera at new location as per Security Device Schedule.
SC-02	Reuse existing cable and pathway. Install new camera and mounting hardware. Existing camera to be turned over to Tarrant County.
SC-03	Reuse existing cable and pathway. Install repurposed camera and mounting hardware as per Security Device Schedule. Existing camera to be turned over to Tarrant County.
SC-04	Install new camera and mounting hardware.
SC-05	Relocate existing camera. Reuse existing cable and pathway.
SC-06	Relocate existing camera to new location as per Security Device Schedule. Install new pathway and cable.
SC-07	Camera to be relocated to new location as per Security Device Schedule. Remove camera. Install blank cover over back box.
SC-09	Reuse existing cable and pathway, extending as required to reach adjusted camera position. Install new camera and mounting hardware. Repurpose existing camera at new location as per Security Device Schedule.
SC-10	Reuse existing cable and pathway, extending as required to reach adjusted camera position. Install new camera and mounting hardware. Existing camera to be turned over to Tarrant County.

GENERAL NOTES

REVISIONS	DENOTED BY



architects / planners / interiors

200 Bailey Ave., Suite 200
Fort Worth, Texas 76107
817.921.5928
817.302.0692 fax



VIDEO SURVEILLANCE SYSTEMS
IDIBRI
15508 WRIGHT BROTHERS DRIVE
ADDISON, TEXAS 75001
972.239.1505

TARRANT COUNTY
SECURITY UPGRADES AT
VARIOUS COUNTY LOCATIONS
PHASE III
TARRANT COUNTY, TEXAS

PROJECT #: 20012-00	MANAGER: Idibri
ISSUED FOR: 100% CD	DRAFTER: Idibri
ISSUE DATE: 4/25/2022	CHECKED: Idibri

NORTHWEST
SUBCOURTHOUSE
SHERIFF'S OFFICE
VIDEO SURVEILLANCE -
LEVEL 01

SHEET
SC5-5
OF 82 SHEETS
Copyright © 2020 Hahnfeld Hoffer Stanford

1 | NORTHWEST SUBCOURTHOUSE SHERIFF OFFICE - LEVEL 01
Scale: 1/16" = 1'-0"

NORTHWEST SUBCOURTHOUSE & ANNEX

C:\Users\lavin\Revit\Local Files\HLL\TCSU_SC_R19_rcklawa216.rvt
4/22/2022 6:01:56 PM



architects / planners / interiors

200 Bailey Ave., Suite 200
Fort Worth, Texas 76107
817.921.5928
817.302.0692 fax



VIDEO SURVEILLANCE SYSTEMS

IDIBRI
15508 WRIGHT BROTHERS DRIVE
ADDISON, TEXAS 75001
972.239.1505

Security Device Schedule - Northwest Subcourthouse & Annex												
Mark	Sheet Reference	Detail Reference	Description	Mounting Height	Conduit / Back Box Provided By	Conduit / Back Box Installed By	Cable Provided By	Cable Installed By	Conduit / Cable Destination	Device Provided By	Device Installed By	Comments
CAM.5.01	SC5-1	02 / SCD-1	Wall Arm Mount Dome Camera	11' - 0"	28 05 29	28 05 29	28 05 14	28 05 14	Northwest Subcourthouse Level 1 IT Rack	28 23 00	28 23 00	Axis Q1796-LE w/T94S01P
CAM.5.02	SC5-1	03 / SCD-1	Ceiling-Mount Static Camera		28 05 29	28 05 29	28 05 14	28 05 14	Northwest Subcourthouse Level 1 IT Rack	28 23 00	28 23 00	AXIS Q3536-LVE
CAM.5.03	SC5-1	02 / SCD-1	Wall Arm Mount Dome Camera	12' - 0"	28 05 29	28 05 29	28 05 14	28 05 14	Northwest Subcourthouse Level 1 IT Rack	28 23 00	28 23 00	AXIS Q3536-LVE w/T91E61, TQ1601E
CAM.5.04	SC5-1	03 / SCD-1	Ceiling-Mount Static Camera		28 05 29	28 05 29	28 05 14	28 05 14	Northwest Subcourthouse Level 1 IT Rack	28 23 00	28 23 00	AXIS Q3536-LVE
CAM.5.05	SC5-1	02 / SCD-1	Wall-Mount, Multi-Imager, Dome Camera	11' - 0"	28 05 29	28 05 29	28 05 14	28 05 14	Northwest Subcourthouse Level 1 IT Rack	28 23 00	28 23 00	Avigilon 15C-H4A-3MH-180 w/H4AMH-DO-COV01, H4AMH-AD-PEND1, IRPTZ-MNT-WALL1
CAM.5.06	SC5-1	02 / SCD-1	Wall Arm Mount Dome Camera	9' - 0"	28 05 29	28 05 29	28 05 14	28 05 14	Northwest Subcourthouse Level 1 IT Rack	28 23 00	28 23 00	AXIS Q3536-LVE w/T91E61, TQ1601E
CAM.5.07	SC5-3	04 / SCD-1	Corner-Mount, Multi-Imager, Dome Camera	14' - 0"	28 05 29	28 05 29	28 05 14	28 05 14	Northwest Subcourthouse Level 3 IT Rack	28 23 00	28 23 00	Hanwha PNM-9000VD w/SLA-5M4600D, SLA-5M7000D, SBP-300W0W1, SBP-201HMW
CAM.5.08	SC5-4	03 / SCD-1	Ceiling-Mounted, Multi-Imager, Dome Camera		28 05 29	28 05 29	28 05 14	28 05 14	Northwest Subcourthouse Annex IT Rack	28 23 00	28 23 00	Axis P3719-PL
CAM.5.09	SC5-4	03 / SCD-1	Ceiling-Mount Static Camera		28 05 29	28 05 29	28 05 14	28 05 14	Northwest Subcourthouse Annex IT Rack	28 23 00	28 23 00	AXIS Q3536-LVE
CAM.5.10	SC5-4	03 / SCD-1	Ceiling-Mounted, Multi-Imager, Dome Camera		28 05 29	28 05 29	28 05 14	28 05 14	Northwest Subcourthouse Annex IT Rack	28 23 00	28 23 00	Axis P3719-PL
CAM.5.11	SC5-4	03 / SCD-1	Ceiling-Mount Static Camera		28 05 29	28 05 29	28 05 14	28 05 14	Northwest Subcourthouse Annex IT Rack	28 23 00	28 23 00	AXIS Q3536-LVE
CAM.5.12	SC5-4	03 / SCD-1	Ceiling-Mounted, Multi-Imager, Dome Camera		28 05 29	28 05 29	28 05 14	28 05 14	Northwest Subcourthouse Annex IT Rack	28 23 00	28 23 00	Axis P3719-PL
CAM.5.13	SC5-4	03 / SCD-1	Ceiling-Mount Static Camera		28 05 29	28 05 29	28 05 14	28 05 14	Northwest Subcourthouse Annex IT Rack	28 23 00	28 23 00	AXIS Q3536-LVE
CAM.5.14	SC5-4	03 / SCD-1	Ceiling-Mount Static Camera		28 05 29	28 05 29	28 05 14	28 05 14	Northwest Subcourthouse Annex IT Rack	28 23 00	28 23 00	AXIS Q3536-LVE
CAM.5.15	SC5-4	03 / SCD-1	Ceiling-Mounted, Multi-Imager, Dome Camera		28 05 29	28 05 29	28 05 14	28 05 14	Northwest Subcourthouse Annex IT Rack	28 23 00	28 23 00	Axis P3719-PL
CAM.5.16	SC5-5	03 / SCD-1	Ceiling-Mounted, Multi-Imager, Dome Camera		28 05 29	28 05 29	28 05 14	28 05 14	Northwest Subcourthouse Sheriff's Office IT Rack	28 23 00	28 23 00	Hanwha PNM-9000VD w/SLA-5M7000D (x2)
CAM.5.17	SC5-5	03 / SCD-1	Ceiling-Mount Static Camera		28 05 29	28 05 29	28 05 14	28 05 14	Northwest Subcourthouse Sheriff's Office IT Rack	28 23 00	28 23 00	AXIS Q3536-LVE
CAM.5.18	SC5-5	03 / SCD-1	Ceiling-Mount Static Camera		28 05 29	28 05 29	28 05 14	28 05 14	Northwest Subcourthouse Sheriff's Office IT Rack	28 23 00	28 23 00	Axis Q1796-LE w/T94S01P
CAM.5.19	SC5-5	03 / SCD-1	Ceiling-Mounted, Multi-Imager, Dome Camera		28 05 29	28 05 29	28 05 14	28 05 14	Northwest Subcourthouse Sheriff's Office IT Rack	28 23 00	28 23 00	Hanwha PNM-9000VD w/SLA-5M3700D (x2)
CAM.5.20	SC5-5	03 / SCD-1	Ceiling-Mount Static Camera		28 05 29	28 05 29	28 05 14	28 05 14	Northwest Subcourthouse Sheriff's Office IT Rack	28 23 00	28 23 00	AXIS Q3536-LVE
CAM.5.21	SC5-5	03 / SCD-1	Ceiling-Mounted, Multi-Imager, Dome Camera		28 05 29	28 05 29	28 05 14	28 05 14	Northwest Subcourthouse Sheriff's Office IT Rack	28 23 00	28 23 00	Hanwha PNM-9000VD w/SLA-5M3700D (x2)
CAM.5.22	SC5-5	03 / SCD-1	Ceiling-Mount Static Camera		28 05 29	28 05 29	28 05 14	28 05 14	Northwest Subcourthouse Sheriff's Office IT Rack	28 23 00	28 23 00	Axis Q1796-LE w/T94S01P
CAM.5.23	SC5-5	01 / SCD-1	Wall-Mount Static Camera	8' - 0"	28 05 29	28 05 29	28 05 14	28 05 14	Northwest Subcourthouse Sheriff's Office IT Rack	28 23 00	28 23 00	AXIS Q3536-LVE w/T91E61, TQ1601E

GENERAL NOTES

REVISIONS DENOTED BY

PROJECT #: 20012-00 MANAGER: Idibri
ISSUED FOR: 100% CD DRAFTER: Idibri
ISSUE DATE: 4/25/2022 CHECKED: Idibri

NORTHWEST SUBCOURTHOUSE VIDEO SURVEILLANCE DEVICE SCHEDULE

SHEET

SC5-6
OF 82 SHEETS

NORTHWEST SUBCOURTHOUSE & ANNEX

SECURITY UPGRADES AT PLAZA BUILDING PHASE III TARRANT COUNTY, TEXAS

KEYED NOTES



architects / planners / interiors

200 Bailey Ave., Suite 200
Fort Worth, Texas 76107
817.921.5928
817.302.0692 fax



VIDEO SURVEILLANCE SYSTEMS

IDIBRI
15508 WRIGHT BROTHERS DRIVE
ADDISON, TEXAS 75001
972.239.1505

GENERAL NOTES

TARRANT COUNTY
SECURITY UPGRADES AT
VARIOUS COUNTY LOCATIONS
PHASE III
TARRANT COUNTY, TEXAS

REVISIONS DENOTED BY

PROJECT #: 20012-00 MANAGER: idibri
ISSUED FOR: 100% CD DRAFTER: idibri
ISSUE DATE: 4/25/2022 CHECKED: idibri

COVER SHEET - PLAZA
BUILDING

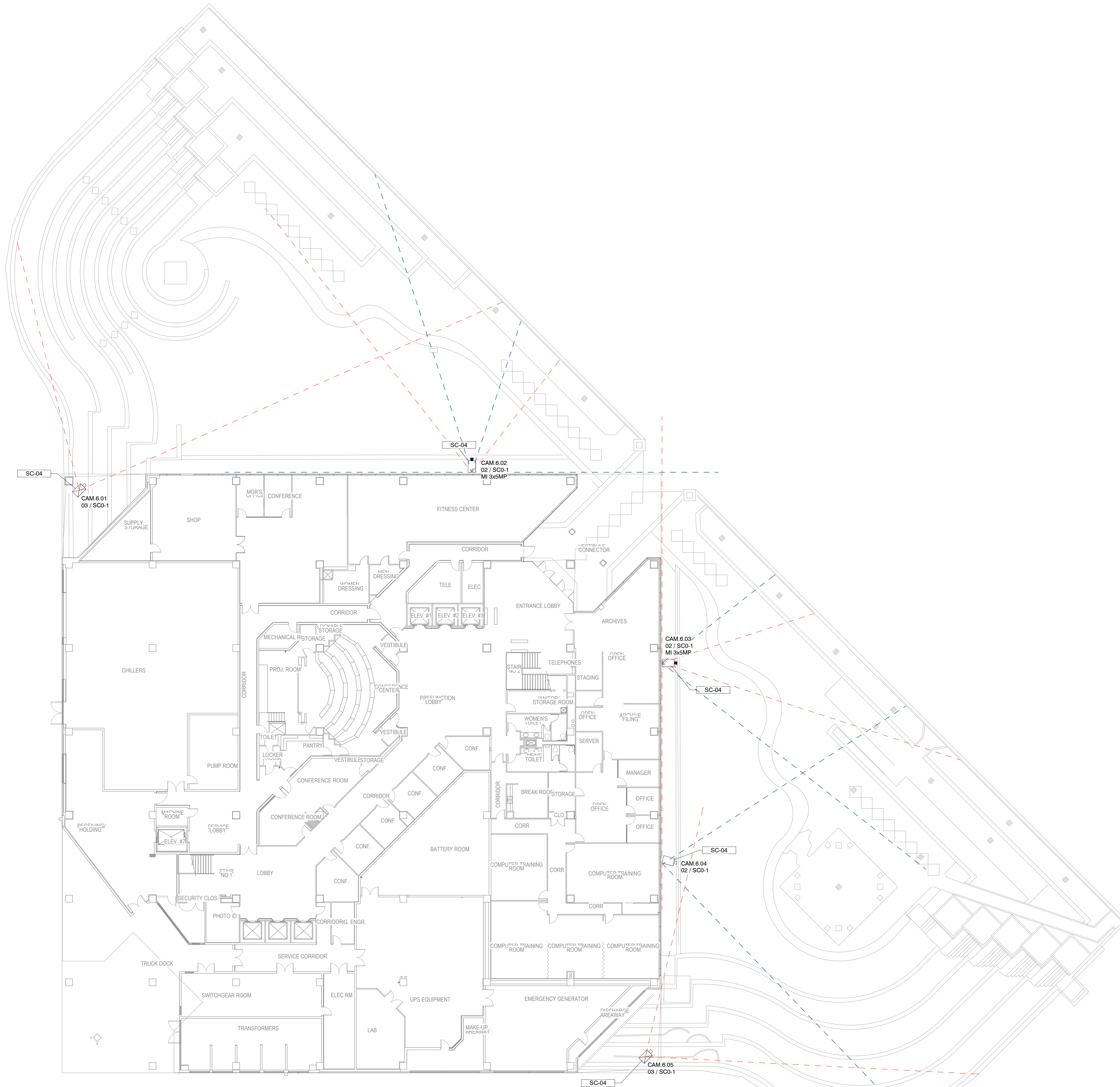
SHEET

G0-6

OF 82 SHEETS

Copyright © 2020 Hahnfeld Hoffer Stanford

PLAZA BUILDING



1 PLAZA BUILDING - LEVEL 01
Scale: 1/16" = 1'-0"

Key Value	Keynote
SC-01	Reuse existing cable and pathway. Install new camera and mounting hardware. Repurpose existing camera at new location as per Security Device Schedule.
SC-02	Reuse existing cable and pathway. Install new camera and mounting hardware. Existing camera to be turned over to Tarrant County.
SC-03	Reuse existing cable and pathway. Install repurposed camera and mounting hardware as per Security Device Schedule. Existing camera to be turned over to Tarrant County.
SC-04	Install new camera and mounting hardware.
SC-05	Relocate existing camera. Reuse existing cable and pathway.
SC-06	Relocate existing camera to new location as per Security Device Schedule. Install new pathway and cable.
SC-07	Camera to be relocated to new location as per Security Device Schedule. Remove camera, install blank cover over back box.
SC-09	Reuse existing cable and pathway, extending as required to reach adjusted camera position. Install new camera and mounting hardware. Repurpose existing camera at new location as per Security Device Schedule.
SC-10	Reuse existing cable and pathway, extending as required to reach adjusted camera position. Install new camera and mounting hardware. Existing camera to be turned over to Tarrant County.

GENERAL NOTES

REVISIONS	DENOTED BY

Hahnfeld Hoffer Stanford
architects / planners / interiors

200 Bailey Ave., Suite 200
Fort Worth, Texas 76107
817.921.5928
817.302.0692 fax

VIDEO SURVEILLANCE SYSTEMS
IDIBRI
15508 WRIGHT BROTHERS DRIVE
ADDISON, TEXAS 75001
972.239.1505

TARRANT COUNTY
SECURITY UPGRADES AT
VARIOUS COUNTY LOCATIONS
PHASE III
TARRANT COUNTY, TEXAS

PROJECT #: 20012-00	MANAGER: Idibri
ISSUED FOR: 100% CD	DRAFTER: Idibri
ISSUE DATE: 4/25/2022	CHECKED: Idibri

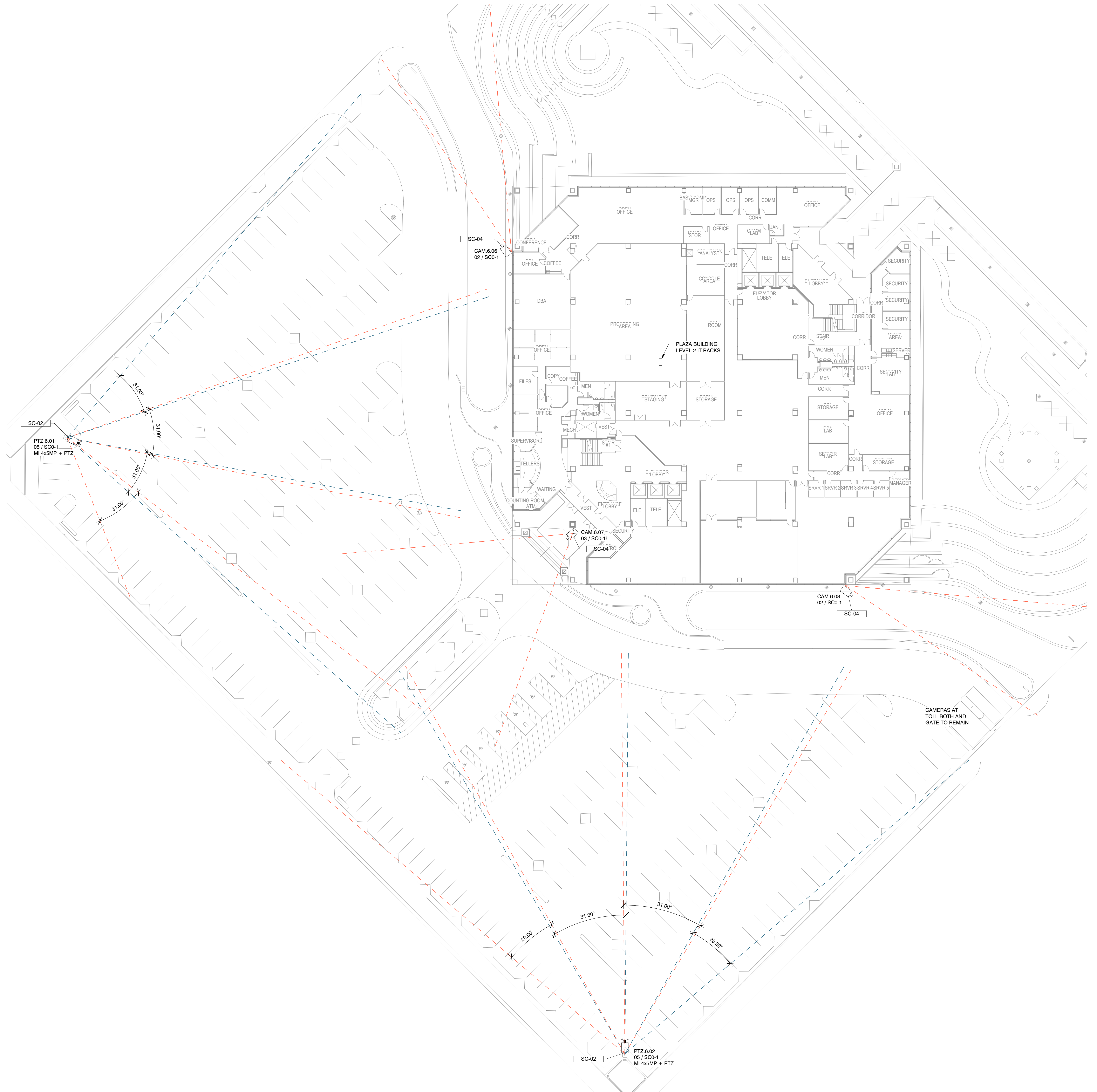
PLAZA BUILDING VIDEO SURVEILLANCE - LEVEL 01

C:\Users\lavin\Revit\Local Files\HLS_TCSDU_SC_R19_rcklavie216.rvt
4/22/2022 6:01:59 PM



VIDEO SURVEILLANCE SYSTEMS
IDIBRI
15508 WRIGHT BROTHERS DRIVE
ADDISON, TEXAS 75001
972.239.1505

Key Value	Keynote
SC-01	Reuse existing cable and pathway. Install new camera and mounting hardware. Repurpose existing camera at new location as per Security Device Schedule.
SC-02	Reuse existing cable and pathway. Install new camera and mounting hardware. Existing camera to be turned over to Tarrant County.
SC-03	Reuse existing cable and pathway. Install repurposed camera and mounting hardware as per Security Device Schedule. Existing camera to be turned over to Tarrant County.
SC-04	Install new camera and mounting hardware.
SC-05	Relocate existing camera. Reuse existing cable and pathway.
SC-06	Relocate existing camera to new location as per Security Device Schedule. Install new pathway and cable.
SC-07	Camera to be relocated to new location as per Security Device Schedule. Remove camera. Install blank cover over back box.
SC-09	Reuse existing cable and pathway, extending as required to reach adjusted camera position. Install new camera and mounting hardware. Repurpose existing camera at new location as per Security Device Schedule.
SC-10	Reuse existing cable and pathway, extending as required to reach adjusted camera position. Install new camera and mounting hardware. Existing camera to be turned over to Tarrant County.



GENERAL NOTES

CAMERAS AT TOLL BOTH AND GATE TO REMAIN

REVISIONS	DENOTED BY

TARRANT COUNTY
SECURITY UPGRADES AT
VARIOUS COUNTY LOCATIONS
PHASE III
TARRANT COUNTY, TEXAS

PROJECT #: 20012-00	MANAGER: Idibri
ISSUED FOR: 100% CD	DRAFTER: Idibri
ISSUE DATE: 4/25/2022	CHECKED: Idibri

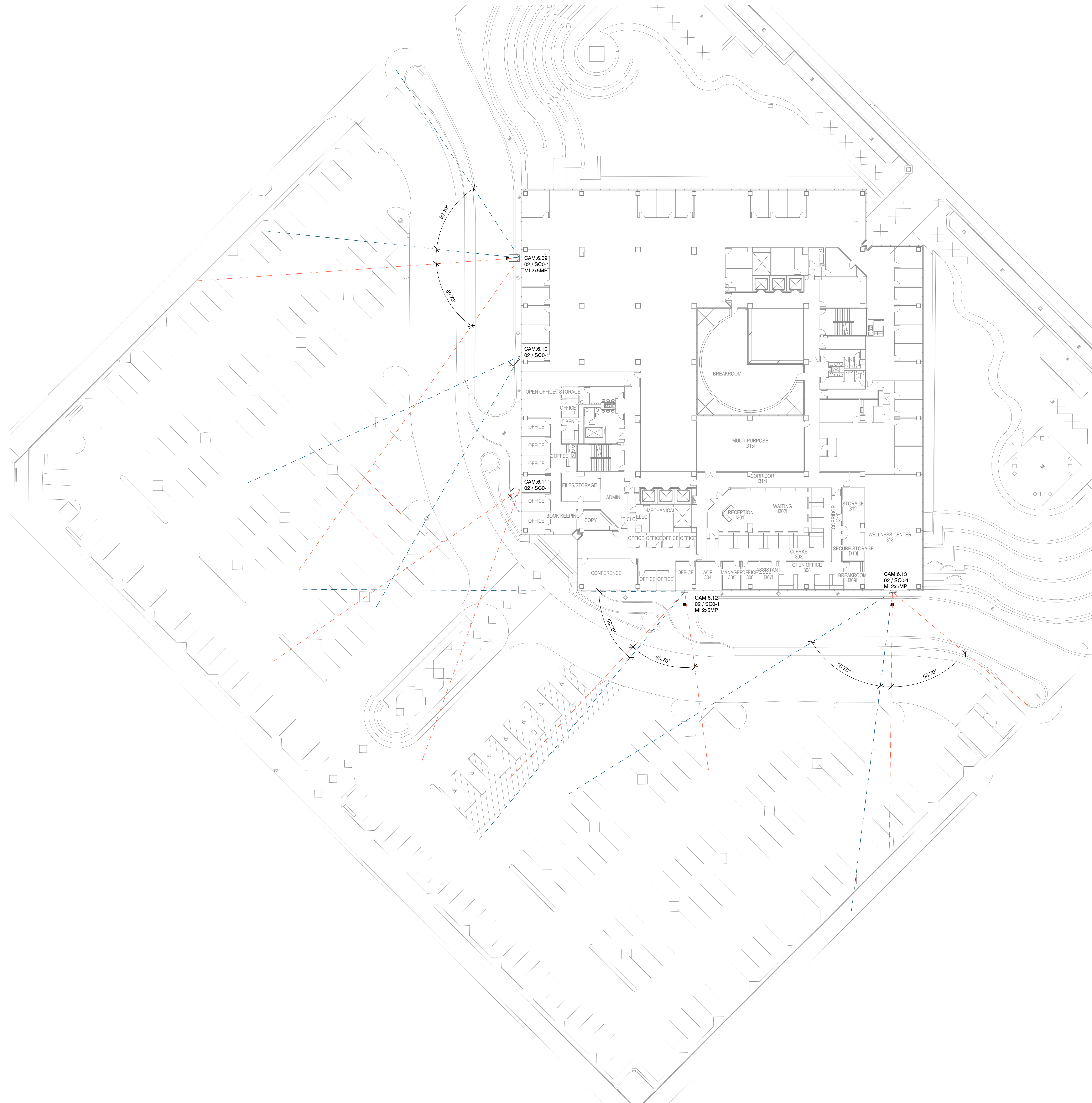
PLAZA BUILDING VIDEO SURVEILLANCE - LEVEL 02

SHEET
SC6-2
OF 82 SHEETS
Copyright © 2020 Hahnfeld Hoffer Stanford

PLAZA BUILDING - LEVEL 02
Scale: 3/64" = 1'-0"

PLAZA BUILDING

C:\Users\hahnfeld\Revit\Local Files\HILL_TCSU_SC_R19_rcklawa216.rvt
4/22/2022 6:02:00 PM



Key Value	Keynote
SC-01	Reuse existing cable and pathway. Install new camera and mounting hardware. Repurpose existing camera at new location as per Security Device Schedule.
SC-02	Reuse existing cable and pathway. Install new camera and mounting hardware. Existing camera to be turned over to Tarrant County.
SC-03	Reuse existing cable and pathway. Install repurposed camera and mounting hardware as per Security Device Schedule. Existing camera to be turned over to Tarrant County.
SC-04	Install new camera and mounting hardware.
SC-05	Relocate existing camera. Reuse existing cable and pathway.
SC-06	Relocate existing camera to new location as per Security Device Schedule. Install new pathway and cable.
SC-07	Camera to be relocated to new location as per Security Device Schedule. Remove camera, install blank cover over back box.
SC-08	Reuse existing cable and pathway, extending as required to reach adjusted camera position. Install new camera and mounting hardware. Repurpose existing camera at new location as per Security Device Schedule.
SC-10	Reuse existing cable and pathway, extending as required to reach adjusted camera position. Install new camera and mounting hardware. Existing camera to be turned over to Tarrant County.

GENERAL NOTES

REVISIONS DENOTED BY



VIDEO SURVEILLANCE SYSTEMS

IDIBRI
15508 WRIGHT BROTHERS DRIVE
ADDISON, TEXAS 75001
972.239.1505

TARRANT COUNTY
SECURITY UPGRADES AT
VARIOUS COUNTY LOCATIONS
PHASE III
TARRANT COUNTY, TEXAS

PROJECT #: 20012-00 MANAGER: Idibri
ISSUED FOR: 100% CD DRAFTER: Idibri
ISSUE DATE: 4/25/2022 CHECKED: Idibri

PLAZA BUILDING VIDEO
SURVEILLANCE - LEVEL
03

SHEET

SC6-3
OF 82 SHEETS



architects / planners / interiors

200 Bailey Ave., Suite 200
Fort Worth, Texas 76107
817.921.5928
817.302.0692 fax



VIDEO SURVEILLANCE SYSTEMS

IDIBRI
15508 WRIGHT BROTHERS DRIVE
ADDISON, TEXAS 75001
972.239.1505

Security Device Schedule - Plaza Building												
Mark	Sheet Reference	Detail Reference	Description	Mounting Height	Conduit / Back Box Provided By	Conduit / Back Box Installed By	Cable Provided By	Cable Installed By	Conduit / Cable Destination	Device Provided By	Device Installed By	Comments
CAM.6.01	SC6-1	03 / SC0-1	Ceiling-Mount Static Camera		28 05 29	28 05 29	28 05 14	28 05 14	Plaza Building Level 2 IT Racks	28 23 00	28 23 00	AXIS Q3536-LVE
CAM.6.02	SC6-1	02 / SC0-1	Wall-Mount, Multi-Imager, Dome Camera	13'- 6"	28 05 29	28 05 29	28 05 14	28 05 14	Plaza Building Level 2 IT Racks	28 23 00	28 23 00	Avigilon 15C-H4A-3MH-180 w/H4AMH-DO-COVR1, H4AMH-AD-PEND1, IRPTZ-MNT-WALL1
CAM.6.03	SC6-1	02 / SC0-1	Wall-Mount, Multi-Imager, Dome Camera	13'- 6"	28 05 29	28 05 29	28 05 14	28 05 14	Plaza Building Level 2 IT Racks	28 23 00	28 23 00	Avigilon 15C-H4A-3MH-180 w/H4AMH-DO-COVR1, H4AMH-AD-PEND1, IRPTZ-MNT-WALL1
CAM.6.04	SC6-1	02 / SC0-1	Wall Arm Mount Dome Camera	13'- 6"	28 05 29	28 05 29	28 05 14	28 05 14	Plaza Building Level 2 IT Racks	28 23 00	28 23 00	AXIS Q3536-LVE w/T91E61, TQ1601E
CAM.6.05	SC6-1	03 / SC0-1	Ceiling-Mount Static Camera		28 05 29	28 05 29	28 05 14	28 05 14	Plaza Building Level 2 IT Racks	28 23 00	28 23 00	AXIS Q3536-LVE
CAM.6.06	SC6-2	02 / SC0-1	Wall Arm Mount Dome Camera	9'- 6"	28 05 29	28 05 29	28 05 14	28 05 14	Plaza Building Level 2 IT Racks	28 23 00	28 23 00	Axis Q1786-LE w/T94S01P
CAM.6.07	SC6-2	03 / SC0-1	Ceiling-Mount Static Camera		28 05 29	28 05 29	28 05 14	28 05 14	Plaza Building Level 2 IT Racks	28 23 00	28 23 00	AXIS Q3536-LVE
CAM.6.08	SC6-2	02 / SC0-1	Wall Arm Mount Dome Camera	9'- 6"	28 05 29	28 05 29	28 05 14	28 05 14	Plaza Building Level 2 IT Racks	28 23 00	28 23 00	Axis Q1786-LE w/T94S01P
CAM.6.09	SC6-3	02 / SC0-1	Wall Arm Mount, Multi-Imager, Dome Camera	11'- 6"	28 05 29	28 05 29	28 05 14	28 05 14	Plaza Building Level 2 IT Racks	28 23 00	28 23 00	Hanwha PNM-9000VD w/SLA-5M7000D (x2), SBP-300MMW1, SBP-201HMW
CAM.6.10	SC6-3	02 / SC0-1	Wall Arm Mount Dome Camera	11'- 6"	28 05 29	28 05 29	28 05 14	28 05 14	Plaza Building Level 2 IT Racks	28 23 00	28 23 00	Axis Q1786-LE w/T94S01P
CAM.6.11	SC6-3	02 / SC0-1	Wall Arm Mount Dome Camera	11'- 6"	28 05 29	28 05 29	28 05 14	28 05 14	Plaza Building Level 2 IT Racks	28 23 00	28 23 00	Axis Q1786-LE w/T94S01P
CAM.6.12	SC6-3	02 / SC0-1	Wall Arm Mount, Multi-Imager, Dome Camera	11'- 6"	28 05 29	28 05 29	28 05 14	28 05 14	Plaza Building Level 2 IT Racks	28 23 00	28 23 00	Hanwha PNM-9000VD w/SLA-5M7000D (x2), SBP-300MMW1, SBP-201HMW
CAM.6.13	SC6-3	02 / SC0-1	Wall Arm Mount, Multi-Imager, Dome Camera	11'- 6"	28 05 29	28 05 29	28 05 14	28 05 14	Plaza Building Level 2 IT Racks	28 23 00	28 23 00	Hanwha PNM-9000VD w/SLA-5M7000D (x2), SBP-300MMW1, SBP-201HMW
PTZ.6.01	SC6-2	05 / SC0-1	Pole-Mount, Multi-Imager, Dome Camera	16'- 0"	Reuse Existing	Reuse Existing	Reuse Existing	Reuse Existing	Reuse Existing Cable and Pathway	28 23 00	28 23 00	Axis Q6010-E Multi-Imager w/M12 12mm Lens (x4), + Q6075-E PTZ w/T91L61
PTZ.6.02	SC6-2	05 / SC0-1	Pole-Mount, Multi-Imager, Dome Camera	16'- 0"	Reuse Existing	Reuse Existing	Reuse Existing	Reuse Existing	Reuse Existing Cable and Pathway	28 23 00	28 23 00	Axis Q6010-E Multi-Imager w/M12 16mm Lens (x2), M12 12mm Lens (x2), + Q6075-E PTZ w/T91L61

GENERAL NOTES

TARRANT COUNTY
SECURITY UPGRADES AT
VARIOUS COUNTY LOCATIONS
PHASE III
TARRANT COUNTY, TEXAS

REVISIONS DENOTED BY

PROJECT #: 20012-00 MANAGER: Idibri
ISSUED FOR: 100% CD DRAFTER: Idibri
ISSUE DATE: 4/25/2022 CHECKED: Idibri

PLAZA BUILDING VIDEO SURVEILLANCE DEVICE SCHEDULE

SHEET

SC6-4
OF 82 SHEETS

PLAZA BUILDING

SECURITY UPGRADES AT DIONNE PHILLIPS BAGSBY SOUTHWEST SUBCOURTHOUSE PHASE III TARRANT COUNTY, TEXAS

KEYED NOTES



architects / planners / interiors

200 Bailey Ave., Suite 200
Fort Worth, Texas 76107
817.921.5928
817.302.0692 fax



VIDEO SURVEILLANCE SYSTEMS

IDIBRI
15508 WRIGHT BROTHERS DRIVE
ADDISON, TEXAS 75001
972.239.1505

GENERAL NOTES

TARRANT COUNTY
SECURITY UPGRADES AT
VARIOUS COUNTY LOCATIONS
PHASE III
TARRANT COUNTY, TEXAS

REVISIONS DENOTED BY

PROJECT #: 20012-00 MANAGER: idibri
ISSUED FOR: 100% CD DRAFTER: idibri
ISSUE DATE: 4/25/2022 CHECKED: idibri

COVER SHEET -
DIONNE PHILLIPS
BAGSBY SOUTHWEST
SUBCOURTHOUSE

SHEET

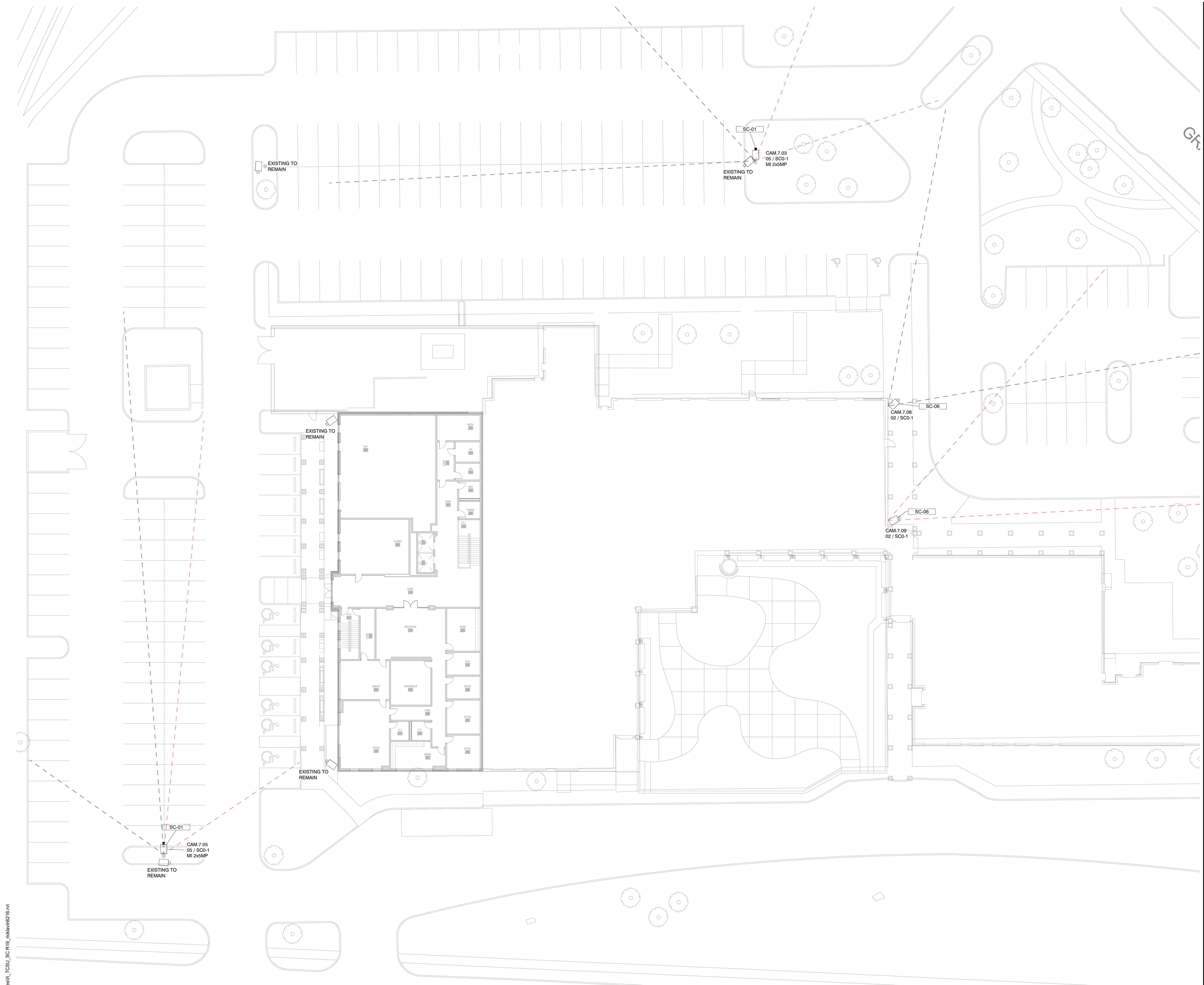
G0-7

OF 82 SHEETS

Copyright © 2020 Hahnfeld Hoffer Stanford

DIONNE PHILLIPS BAGSBY SOUTHWEST SUBCOURTHOUSE

C:\Users\lavin\Revit\Local Files\HLS\TCSU_SC_R19_rcklawa216.rvt
4/25/2022 6:02:07 PM



Key Value	Keynote
SC-01	Reuse existing cable and pathway. Install new camera and mounting hardware. Repurpose existing camera at new location as per Security Device Schedule.
SC-02	Reuse existing cable and pathway. Install new camera and mounting hardware. Existing camera to be turned over to Tarrant County.
SC-03	Reuse existing cable and pathway. Install repurposed camera and mounting hardware as per Security Device Schedule. Existing camera to be turned over to Tarrant County.
SC-04	Install new camera and mounting hardware.
SC-05	Relocate existing camera. Reuse existing cable and pathway.
SC-06	Relocate existing camera to new location as per Security Device Schedule. Install new pathway and cable.
SC-07	Camera to be relocated to new location as per Security Device Schedule. Remove camera, install blank cover over back box.
SC-09	Reuse existing cable and pathway, extending as required to reach adjusted camera position. Install new camera and mounting hardware. Repurpose existing camera at new location as per Security Device Schedule.
SC-10	Reuse existing cable and pathway, extending as required to reach adjusted camera position. Install new camera and mounting hardware. Existing camera to be turned over to Tarrant County.

GENERAL NOTES

REVISIONS	DENOTED BY

Hahnfeld Hoffer Stanford
architects / planners / interiors

200 Bailey Ave., Suite 200
Fort Worth, Texas 76107
817.921.5928
817.302.0692 fax



VIDEO SURVEILLANCE SYSTEMS
IDIBRI
15508 WRIGHT BROTHERS DRIVE
ADDISON, TEXAS 75001
972.239.1505

TARRANT COUNTY
SECURITY UPGRADES AT
VARIOUS COUNTY LOCATIONS
PHASE III
TARRANT COUNTY, TEXAS

PROJECT #: 20012-00	MANAGER: Idibri
ISSUED FOR: 100% CD	DRAFTER: Idibri
ISSUE DATE: 4/25/2022	CHECKED: Idibri

DIONNE PHILLIPS
BAGSBY SOUTHWEST
SUBCOURTHOUSE
VIDEO SURVEILLANCE -
LEVEL 02

SHEET
SC7-2
OF 82 SHEETS
Copyright © 2020 Hahnfeld Hoffer Stanford

DIONNE PHILLIPS BAGSBY SOUTHWEST SUBCOURTHOUSE - LVL 02

Scale: 1/16" = 1'-0"

DIONNE PHILLIPS BAGSBY SOUTHWEST SUBCOURTHOUSE



architects / planners / interiors

200 Bailey Ave., Suite 200
Fort Worth, Texas 76107
817.921.5928
817.302.0692 fax



VIDEO SURVEILLANCE SYSTEMS

IDIBRI
15508 WRIGHT BROTHERS DRIVE
ADDISON, TEXAS 75001
972.239.1505

Security Device Schedule - Dionne Phillips Bagsby Southwest Subcourthouse												
Mark	Sheet Reference	Detail Reference	Description	Box Mounting Height	Conduit / Back Box Provided By	Conduit / Back Box Installed By	Cable Provided By	Cable Installed By	Conduit / Cable Destination	Device Provided By	Device Installed By	Comments
CAM.7.01	SC7-1	02 / SCO-1	Wall Arm Mount, Multi-Imager, Dome Camera	12'-0"	Reuse Existing	Reuse Existing	Reuse Existing	Reuse Existing	Reuse Existing Cable and Pathway	28 23 00	28 23 00	Hanwha PNM-7002VD w/SLA-2M6000D (x2), SBP-300WMMW1, SBP-201HMM
CAM.7.02	SC7-1	02 / SCO-1	Wall Arm Mount, Multi-Imager, Dome Camera	10'-8"	Reuse Existing	Reuse Existing	Reuse Existing	Reuse Existing	Reuse Existing Cable and Pathway	28 23 00	28 23 00	Hanwha PNM-9000VD w/SLA-5M4600D, SLA-5M7000D, SBP-300WMMW1, SBP-201HMM
CAM.7.03	SC7-1 SC7-2	05 / SCO-1	Pole Mount, Multi-Imager, Dome Camera	16'-0"	Reuse Existing	Reuse Existing	Reuse Existing	Reuse Existing	Reuse Existing Cable and Pathway	28 23 00	28 23 00	Hanwha PNM-9000VD w/SLA-5M7000D (x2), SBP-300WMMW1, SBP-201HMM
CAM.7.04	SC7-1	02 / SCO-1	Wall Arm Mount, Multi-Imager, Dome Camera	12'-0"	Reuse Existing	Reuse Existing	Reuse Existing	Reuse Existing	Reuse Existing Cable and Pathway	28 23 00	28 23 00	Avigilon 15C-H4A-3MH-180 w/H4AMH-DO-COVR1, H4AMH-AD-PEND1, IRPTZ-MNT-WALL1
CAM.7.05	SC7-2	05 / SCO-1	Pole Mount, Multi-Imager, Dome Camera	16'-0"	Reuse Existing	Reuse Existing	Reuse Existing	Reuse Existing	Reuse Existing Cable and Pathway	28 23 00	28 23 00	Hanwha PNM-9000VD w/SLA-5M7000D (x2), SBP-300WMMW1, SBP-201HMM
CAM.7.06	SC7-1	02 / SCO-1	Wall Arm Mount, Multi-Imager, Dome Camera	19'-0"	28 05 29	28 05 29	28 05 14	28 05 14	Data Room 1111	28 23 00	28 23 00	Hanwha PNM-9000VD w/SLA-5M3700D, SLA-5M4600D, SBP-300WMMW1, SBP-201HMM
CAM.7.07	SC7-1	02 / SCO-1	Wall Arm Mount Dome Camera	20'-0"	28 05 29	28 05 29	28 05 14	28 05 14	Data Room 1029	See Comment	See Comment	Existing Camera from location CAM.7.02 installed here.
CAM.7.08	SC7-2	02 / SCO-1	Wall Arm Mount Dome Camera	21'-6"	28 05 29	28 05 29	28 05 14	28 05 14	Data Room 1111	See Comment	See Comment	Existing Camera from location CAM.7.03 installed here.
CAM.7.09	SC7-2	02 / SCO-1	Wall Arm Mount Dome Camera	21'-6"	28 05 29	28 05 29	28 05 14	28 05 14	Data Room 1111	See Comment	See Comment	Existing Camera from location CAM.7.04 installed here.

GENERAL NOTES

TARRANT COUNTY
SECURITY UPGRADES AT
VARIOUS COUNTY LOCATIONS
PHASE III
TARRANT COUNTY, TEXAS

REVISIONS DENOTED BY

PROJECT #: 20012-00 MANAGER: Idibri
ISSUED FOR: 100% CD DRAFTER: Idibri
ISSUE DATE: 4/25/2022 CHECKED: Idibri

DIONNE PHILLIPS
BAGSBY SOUTHWEST
SUBCOURTHOUSE
VIDEO SURVEILLANCE
DEVICE SCHEDULE

SHEET

SC7-3
OF 82 SHEETS

DIONNE PHILLIPS BAGSBY SOUTHWEST SUBCOURTHOUSE

SECURITY UPGRADES AT TOM VANDERGRIFF CIVIL COURTS BUILDING PHASE III TARRANT COUNTY, TEXAS

KEYED NOTES



architects / planners / interiors

200 Bailey Ave., Suite 200
Fort Worth, Texas 76107
817.921.5928
817.302.0692 fax



VIDEO SURVEILLANCE SYSTEMS

IDIBRI
15508 WRIGHT BROTHERS DRIVE
ADDISON, TEXAS 75001
972.239.1505

GENERAL NOTES

TARRANT COUNTY
SECURITY UPGRADES AT
VARIOUS COUNTY LOCATIONS
PHASE III
TARRANT COUNTY, TEXAS

REVISIONS DENOTED BY

PROJECT #: 20012-00 MANAGER: idibri
ISSUED FOR: 100% CD DRAFTER: idibri
ISSUE DATE: 4/25/2022 CHECKED: idibri

COVER SHEET - TOM
VANDERGRIFF CIVIL
COURTS BUILDING

SHEET

G0-8

OF 82 SHEETS

Copyright © 2020 Hahnfeld Hoffer Stanford



VIDEO SURVEILLANCE SYSTEMS

IDIBRI
15508 WRIGHT BROTHERS DRIVE
ADDISON, TEXAS 75001
972.239.1505

Key Value	Keynote
SC-01	Reuse existing cable and pathway. Install new camera and mounting hardware. Repurpose existing camera at new location as per Security Device Schedule.
SC-02	Reuse existing cable and pathway. Install new camera and mounting hardware. Existing camera to be turned over to Tarrant County.
SC-03	Reuse existing cable and pathway. Install repurposed camera and mounting hardware as per Security Device Schedule. Existing camera to be turned over to Tarrant County.
SC-04	Install new camera and mounting hardware.
SC-05	Relocate existing camera. Reuse existing cable and pathway.
SC-06	Relocate existing camera to new location as per Security Device Schedule. Install new pathway and cable.
SC-07	Camera to be relocated to new location as per Security Device Schedule. Remove camera, install blank cover over back box.
SC-09	Reuse existing cable and pathway, extending as required to reach adjusted camera position. Install new camera and mounting hardware. Repurpose existing camera at new location as per Security Device Schedule.
SC-10	Reuse existing cable and pathway, extending as required to reach adjusted camera position. Install new camera and mounting hardware. Existing camera to be turned over to Tarrant County.

GENERAL NOTES

REVISIONS DENOTED BY

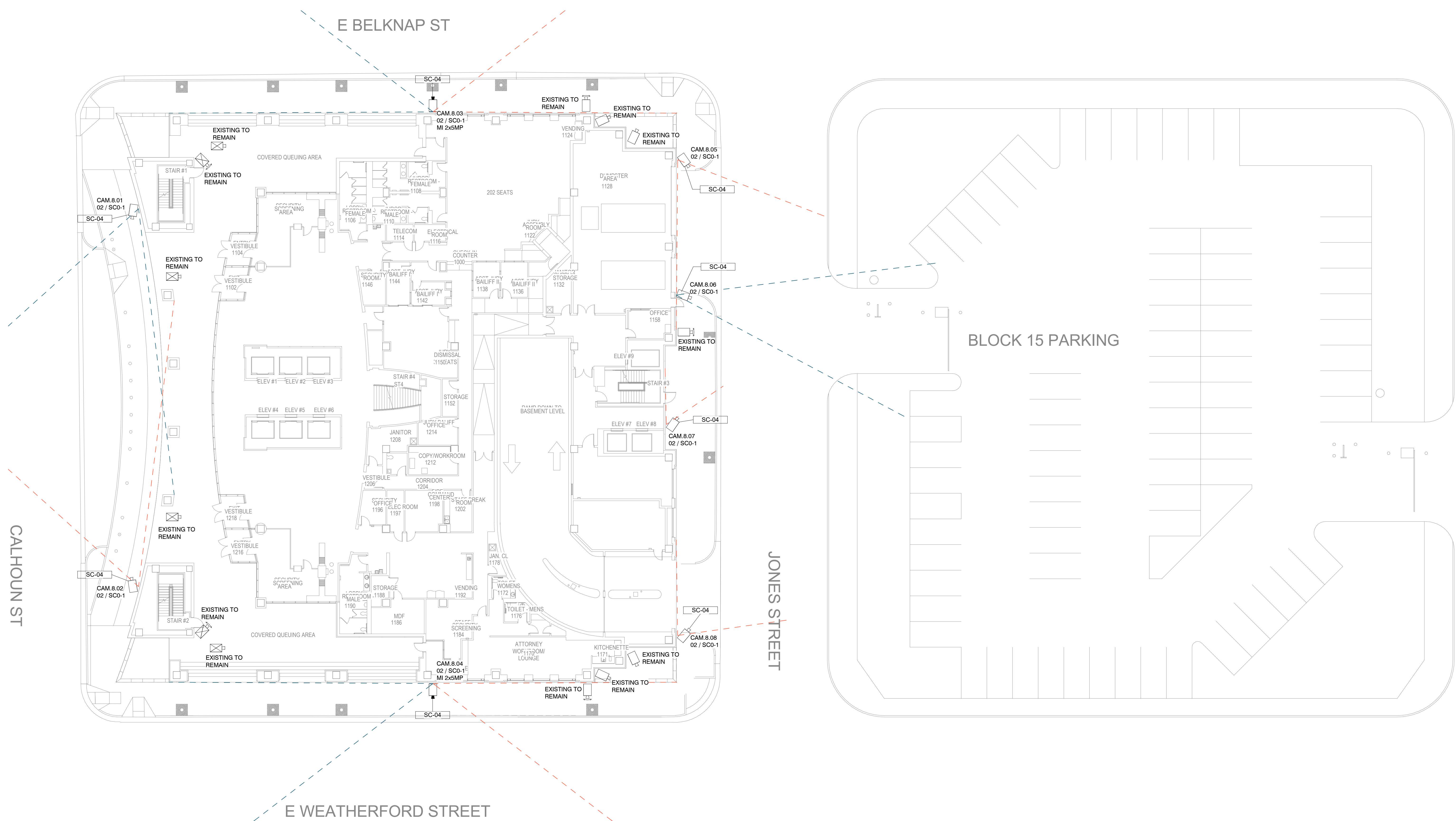
PROJECT #:	20012-00	MANAGER:	Idibri
ISSUED FOR:	100% CD	DRAFTER:	Idibri
ISSUE DATE:	4/25/2022	CHECKED:	Idibri

**TOM VANDERGRIFF
CIVIL COURTS
BUILDING VIDEO
SURVEILLANCE - LEVEL
01**

SHEET

SC8-1

OF 82 SHEETS



1 | TOM VANDERGRIFF CIVIL COURTS BUILDING - LEVEL 01
Scale: 1/16" = 1'-0"

C:\Users\lavin\Revit\Local Files\JL_TCSU_SC R19_rcklawa216.rvt
4/22/2022 6:02:10 PM



VIDEO SURVEILLANCE SYSTEMS

IDIBRI
15508 WRIGHT BROTHERS DRIVE
ADDISON, TEXAS 75001
972.239.1505

Key Value	Keynote
SC-01	Reuse existing cable and pathway. Install new camera and mounting hardware. Repurpose existing camera at new location as per Security Device Schedule.
SC-02	Reuse existing cable and pathway. Install new camera and mounting hardware. Existing camera to be turned over to Tarrant County.
SC-03	Reuse existing cable and pathway. Install repurposed camera and mounting hardware as per Security Device Schedule. Existing camera to be turned over to Tarrant County.
SC-04	Install new camera and mounting hardware.
SC-05	Relocate existing camera. Reuse existing cable and pathway.
SC-06	Relocate existing camera to new location as per Security Device Schedule. Install new pathway and cable.
SC-07	Camera to be relocated to new location as per Security Device Schedule. Remove camera. install blank cover over back box.
SC-09	Reuse existing cable and pathway, extending as required to reach adjusted camera position. Install new camera and mounting hardware. Repurpose existing camera at new location as per Security Device Schedule.
SC-10	Reuse existing cable and pathway, extending as required to reach adjusted camera position. Install new camera and mounting hardware. Existing camera to be turned over to Tarrant County.

GENERAL NOTES

REVISIONS DENOTED BY

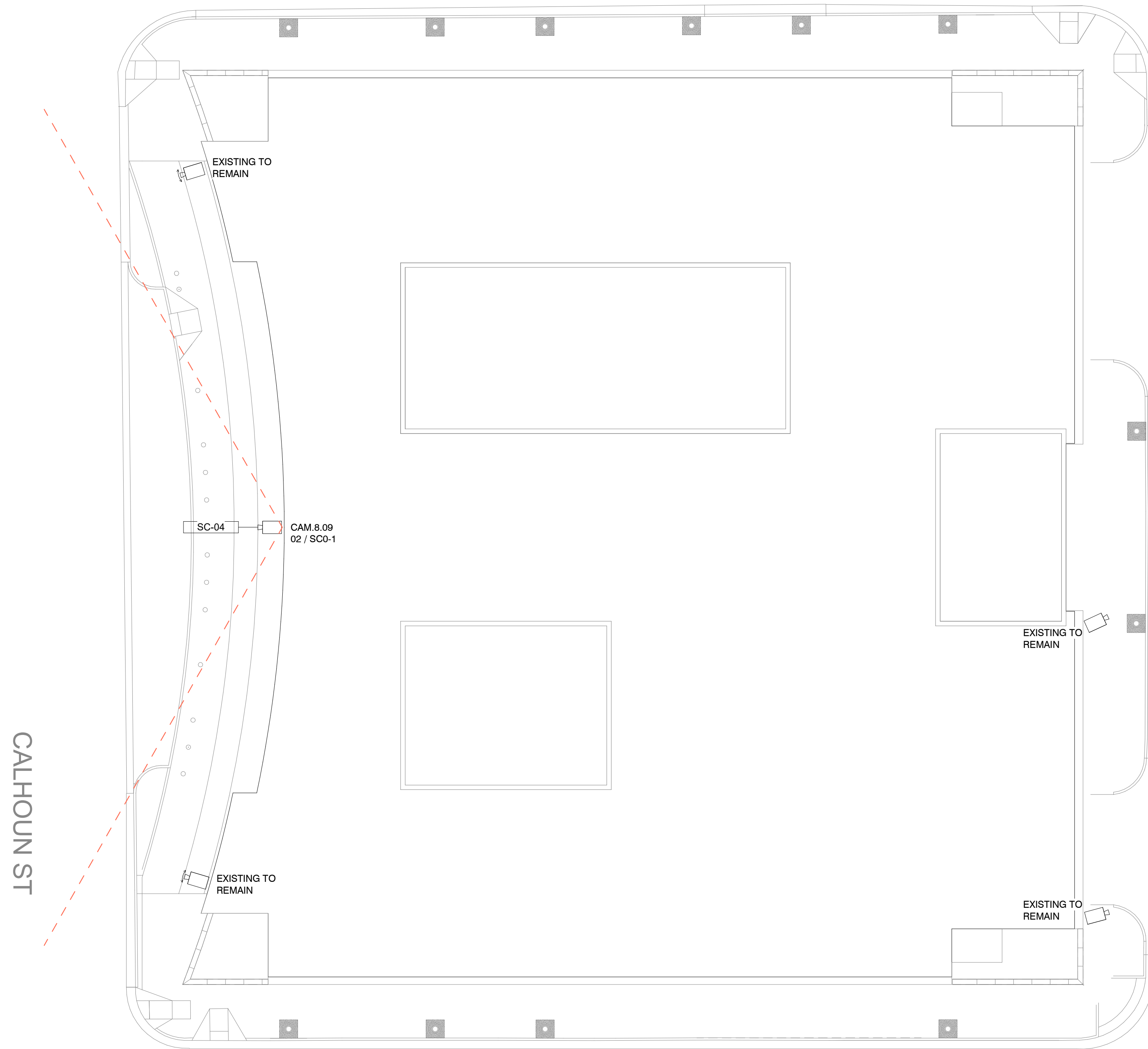
PROJECT #:	20012-00	MANAGER:	Idibri
ISSUED FOR:	100% CD	DRAFTER:	Idibri
ISSUE DATE:	4/25/2022	CHECKED:	Idibri

**TOM VANDERGRIFF
CIVIL COURTS
BUILDING VIDEO
SURVEILLANCE - ROOF
LEVEL**

SHEET

SC8-3
OF 82 SHEETS

E BELKNAP ST

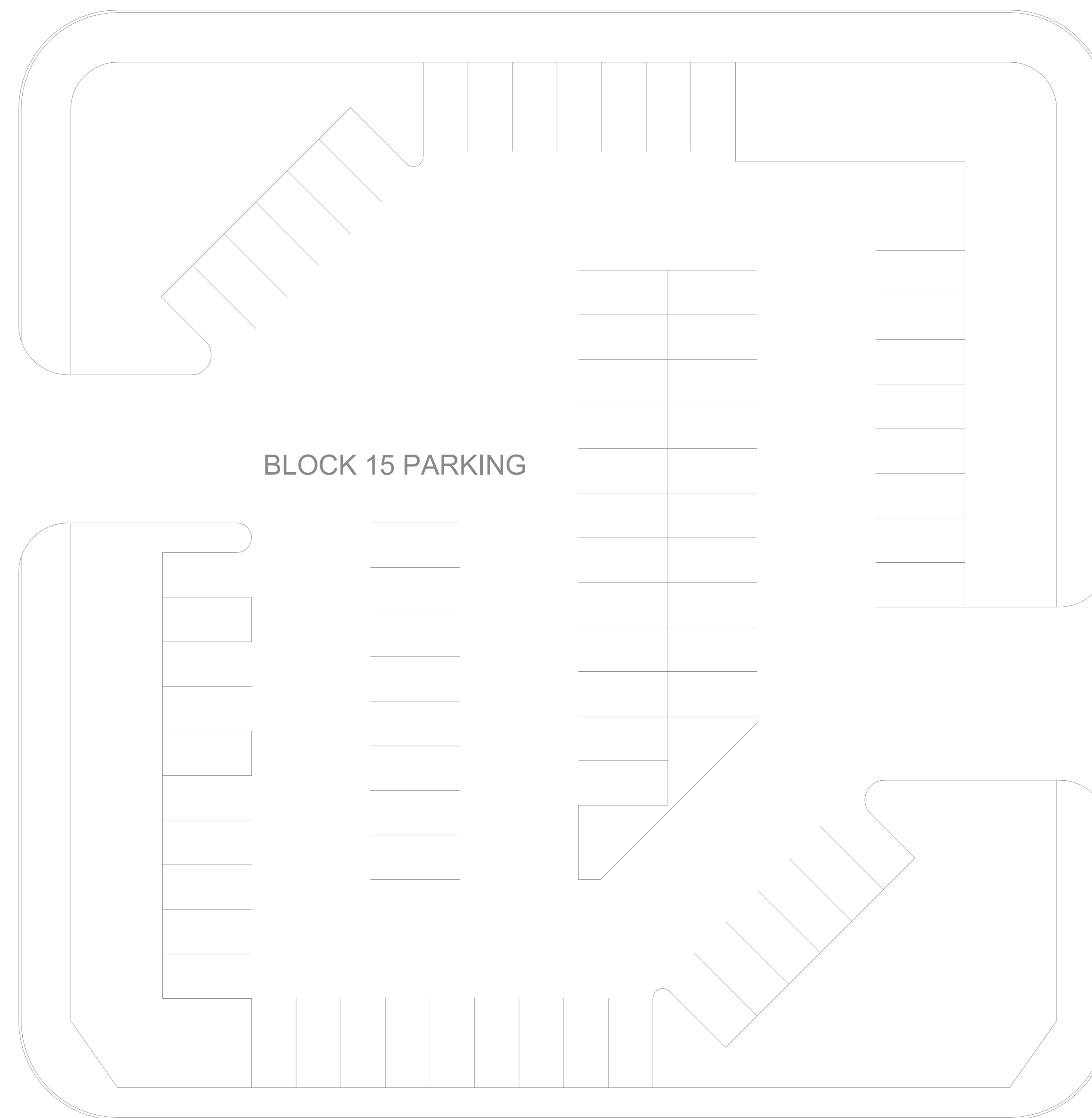


CALHOUN ST

E WEATHERFORD STREET

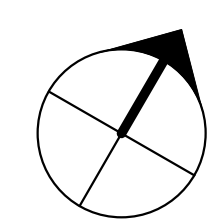
BLOCK 15 PARKING

JONES STREET



TOM VANDERGRIFF CIVIL COURTS BUILDING - ROOF LEVEL

Scale: 1/16" = 1'-0"



TOM VANDERGRIFF CIVIL COURTS BUILDING



architects / planners / interiors

200 Bailey Ave., Suite 200
Fort Worth, Texas 76107
817.921.5928
817.302.0692 fax



VIDEO SURVEILLANCE SYSTEMS

IDIBRI
15508 WRIGHT BROTHERS DRIVE
ADDISON, TEXAS 75001
972.239.1505

Security Device Schedule - Tom Vandergriff Civil Courts Building												
Mark	Sheet Reference	Detail Reference	Description	Mounting Height	Conduit / Back Box Provided By	Conduit / Back Box Installed By	Cable Provided By	Cable Installed By	Conduit / Cable Destination	Device Provided By	Device Installed By	Comments
CAM.8.01	SC8-1	02 / SC0-1	Wall Arm Mount Dome Camera	21' - 4"	28 05 29	28 05 29	28 05 14	28 05 14	Telecom Room 1114	28 23 00	28 23 00	AXIS Q3538-LVE w/T91E61, TQ1601E, T94M01D
CAM.8.02	SC8-1	02 / SC0-1	Wall Arm Mount Dome Camera	21' - 4"	28 05 29	28 05 29	28 05 14	28 05 14	Telecom Room 1114	28 23 00	28 23 00	AXIS Q3538-LVE w/T91E61, TQ1601E, T94M01D
CAM.8.03	SC8-1	02 / SC0-1	Wall Arm Mount, Multi-Imager, Dome Camera	11' - 3"	28 05 29	28 05 29	28 05 14	28 05 14	Telecom Room 1114	28 23 00	28 23 00	Hanwha PNM-9000VD w/SLA-5M7000D (x2), SBP-300WMMW1, SBP-201HMMW
CAM.8.04	SC8-1	02 / SC0-1	Wall Arm Mount, Multi-Imager, Dome Camera	14' - 11"	28 05 29	28 05 29	28 05 14	28 05 14	Telecom Room 1114	28 23 00	28 23 00	Hanwha PNM-9000VD w/SLA-5M7000D (x2), SBP-300WMMW1, SBP-201HMMW
CAM.8.05	SC8-1	02 / SC0-1	Wall Arm Mount Dome Camera	14' - 2"	28 05 29	28 05 29	28 05 14	28 05 14	Telecom Room 1114	28 23 00	28 23 00	AXIS Q3536-LVE w/T91E61, TQ1601E
CAM.8.06	SC8-1	02 / SC0-1	Wall Arm Mount Dome Camera	14' - 2"	28 05 29	28 05 29	28 05 14	28 05 14	Telecom Room 1114	28 23 00	28 23 00	Axis Q1798-LE w/T94S01P
CAM.8.07	SC8-1	02 / SC0-1	Wall Arm Mount Dome Camera	17' - 0"	28 05 29	28 05 29	28 05 14	28 05 14	Telecom Room 1114	28 23 00	28 23 00	AXIS Q3536-LVE w/T91E61, TQ1601E
CAM.8.08	SC8-1	02 / SC0-1	Wall Arm Mount Dome Camera	16' - 6"	28 05 29	28 05 29	28 05 14	28 05 14	Telecom Room 1114	28 23 00	28 23 00	AXIS Q3536-LVE w/T91E61, TQ1601E
CAM.8.09	SC8-3	02 / SC0-1	Wall Arm Mount Dome Camera	12' - 0"	28 05 29	28 05 29	28 05 14	28 05 14	Follow Cable Path for Existing Roof Cameras	28 23 00	28 23 00	Axis Q1798-LE w/T94S01P

GENERAL NOTES

REVISIONS DENOTED BY

TARRANT COUNTY
SECURITY UPGRADES AT
VARIOUS COUNTY LOCATIONS
PHASE III
TARRANT COUNTY, TEXAS

PROJECT #: 20012-00 MANAGER: Idibri
ISSUED FOR: 100% CD DRAFTER: Idibri
ISSUE DATE: 4/25/2022 CHECKED: Idibri

TOM VANDERGRIF
CIVIL COURTS
BUILDING VIDEO
SURVEILLANCE DEVICE
SCHEDULE

SHEET
SC8-4
OF 82 SHEETS
Copyright © 2020 Hahnfeld Hoffer Stanford

TOM VANDERGRIF CIVIL COURTS BUILDING

C:\Users\lavin\Revit\Local Files\TCSU_SC_R19_rcklawa216.rvt
4/24/2022 5:38:47 PM

SECURITY UPGRADES AT MEDICAL EXAMINER'S OFFICE AND FORENSIC LABORATORIES PHASE III TARRANT COUNTY, TEXAS

KEYED NOTES



architects / planners / interiors

200 Bailey Ave., Suite 200
Fort Worth, Texas 76107
817.921.5928
817.302.0692 fax



VIDEO SURVEILLANCE SYSTEMS

IDIBRI
15508 WRIGHT BROTHERS DRIVE
ADDISON, TEXAS 75001
972.239.1505

GENERAL NOTES

TARRANT COUNTY
SECURITY UPGRADES AT
VARIOUS COUNTY LOCATIONS
PHASE III
TARRANT COUNTY, TEXAS

REVISIONS DENOTED BY

PROJECT #: 20012-00 MANAGER: idibri
ISSUED FOR: 100% CD DRAFTER: idibri
ISSUE DATE: 4/25/2022 CHECKED: idibri

COVER SHEET -
MEDICAL EXAMINER'S
OFFICE AND FORENSIC
LABORATORIES

SHEET

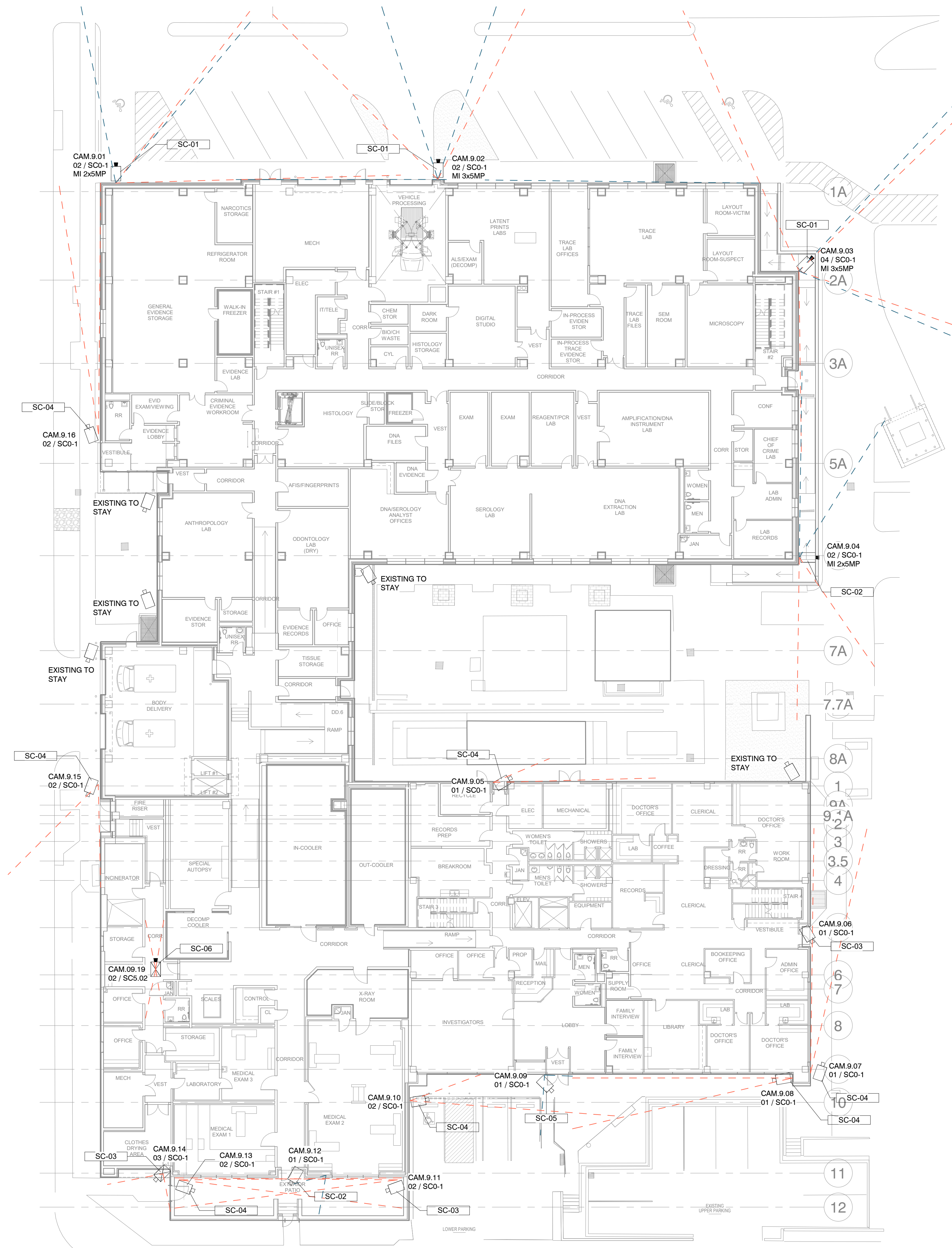
G0-9

OF 82 SHEETS

Copyright © 2020 Hahnfeld Hoffer Stanford

MEDICAL EXAMINER'S OFFICE AND FORENSIC LABORATORIES

C:\Users\lavin\Revit\Local Files\TCSU_SC_R19_rcklawa216.rvt
4/22/2022 6:02:14 PM



1 MEDICAL EXAMINER'S OFFICE AND FORENSIC LABS - LEVEL 01

Scale: 1/16" = 1'-0"

KEYED NOTES

Key Value	Keynote
SC-01	Reuse existing cable and pathway. Install new camera and mounting hardware. Repurpose existing camera at new location as per Security Device Schedule.
SC-02	Reuse existing cable and pathway. Install new camera and mounting hardware. Existing camera to be turned over to Tarrant County.
SC-03	Reuse existing cable and pathway. Install repurposed camera and mounting hardware as per Security Device Schedule. Existing camera to be turned over to Tarrant County.
SC-04	Install new camera and mounting hardware.
SC-05	Relocate existing camera. Reuse existing cable and pathway.
SC-06	Relocate existing camera to new location as per Security Device Schedule. Install new pathway and cable.
SC-07	Camera to be relocated to new location as per Security Device Schedule. Remove camera, install blank cover over back box.
SC-09	Reuse existing cable and pathway, extending as required to reach adjusted camera position. Install new camera and mounting hardware. Repurpose existing camera at new location as per Security Device Schedule.
SC-10	Reuse existing cable and pathway, extending as required to reach adjusted camera position. Install new camera and mounting hardware. Existing camera to be turned over to Tarrant County.

GENERAL NOTES



architects / planners / interiors

200 Bailey Ave., Suite 200
Fort Worth, Texas 76107
817.921.5928
817.302.0692 fax



VIDEO SURVEILLANCE SYSTEMS

IDIBRI
15508 WRIGHT BROTHERS DRIVE
ADDISON, TEXAS 75001
972.239.1505

**TARRANT COUNTY
SECURITY UPGRADES AT
VARIOUS COUNTY LOCATIONS
PHASE III
TARRANT COUNTY, TEXAS**

REVISIONS

NO.	REVISIONS	DENOTED BY

PROJECT #: 20012-00 MANAGER: Idibri
ISSUED FOR: 100% CD DRAFTER: Idibri
ISSUE DATE: 4/25/2022 CHECKED: Idibri

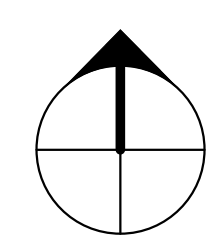
**MEDICAL EXAMINER'S
OFFICE AND FORENSIC
LABORATORIES VIDEO
SURVEILLANCE - LEVEL
01**

SHEET

SC9-1

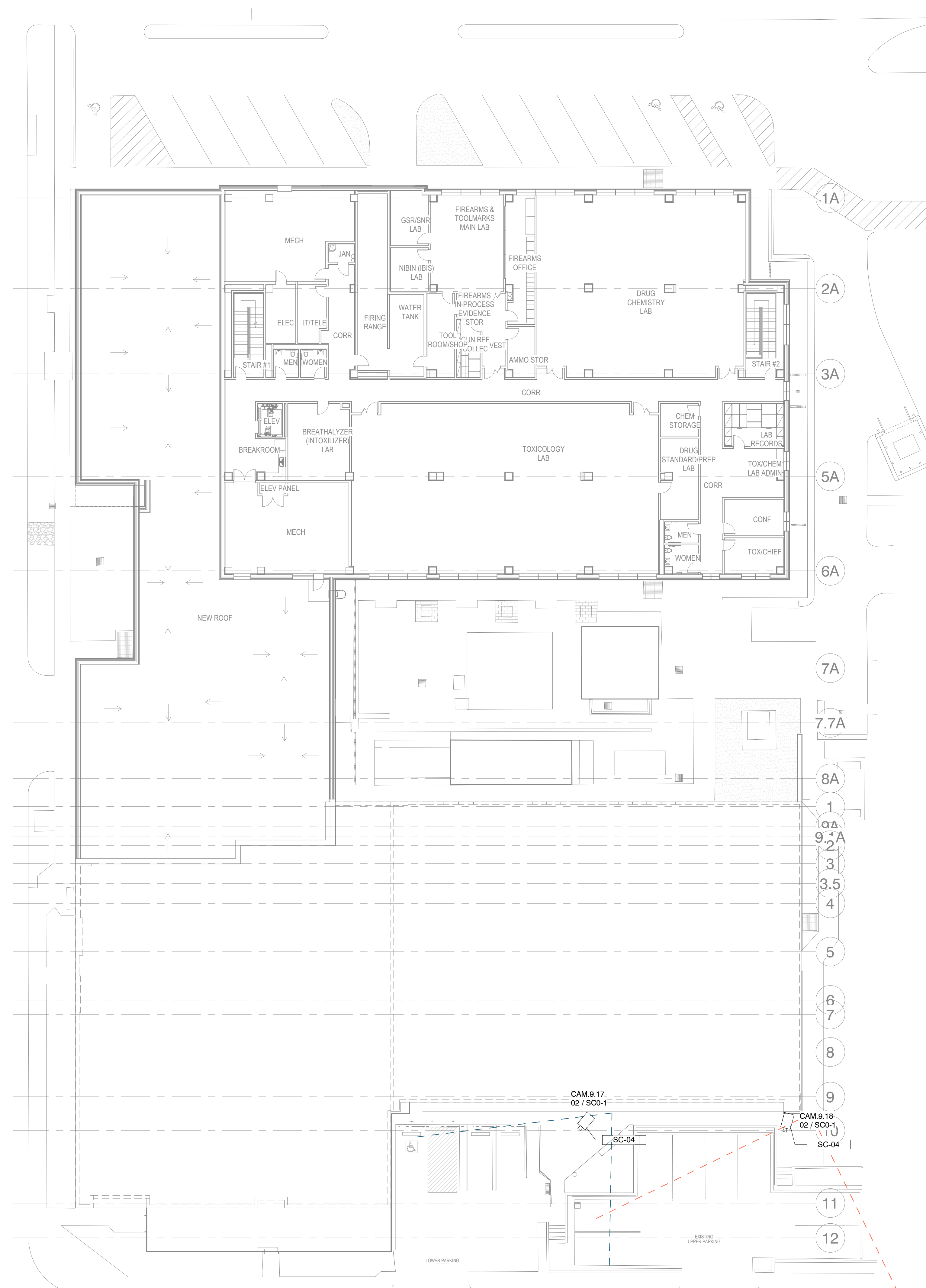
OF 82 SHEETS

Copyright © 2020 Hahnfeld Hoffer Stanford



MEDICAL EXAMINER'S OFFICE AND FORENSIC LABORATORIES

C:\Users\lavin\Revit\Local Files\HLS\TCSU_SC_R19_rcklawa216.rvt
4/22/2022 6:02:16 PM



MEDICAL EXAMINER'S OFFICE AND FORENSIC LABS - LEVEL 02
Scale: 1/16" = 1'-0"

Key Value	Keynote
SC-01	Reuse existing cable and pathway. Install new camera and mounting hardware. Repurpose existing camera at new location as per Security Device Schedule.
SC-02	Reuse existing cable and pathway. Install new camera and mounting hardware. Existing camera to be turned over to Tarrant County.
SC-03	Reuse existing cable and pathway. Install repurposed camera and mounting hardware as per Security Device Schedule. Existing camera to be turned over to Tarrant County.
SC-04	Install new camera and mounting hardware.
SC-05	Relocate existing camera. Reuse existing cable and pathway.
SC-06	Relocate existing camera to new location as per Security Device Schedule. Install new pathway and cable.
SC-07	Camera to be relocated to new location as per Security Device Schedule. Remove camera, install blank cover over back box.
SC-09	Reuse existing cable and pathway, extending as required to reach adjusted camera position. Install new camera and mounting hardware. Repurpose existing camera at new location as per Security Device Schedule.
SC-10	Reuse existing cable and pathway, extending as required to reach adjusted camera position. Install new camera and mounting hardware. Existing camera to be turned over to Tarrant County.

GENERAL NOTES

REVISIONS	DENOTED BY

Hahnfeld Hoffer Stanford
architects / planners / interiors

200 Bailey Ave., Suite 200
Fort Worth, Texas 76107
817.921.5928
817.302.0692 fax

VIDEO SURVEILLANCE SYSTEMS
IDIBRI
15508 WRIGHT BROTHERS DRIVE
ADDISON, TEXAS 75001
972.239.1505

TARRANT COUNTY
SECURITY UPGRADES AT
VARIOUS COUNTY LOCATIONS
PHASE III
TARRANT COUNTY, TEXAS

PROJECT #: 20012-00	MANAGER: Idibri
ISSUED FOR: 100% CD	DRAFTER: Idibri
ISSUE DATE: 4/25/2022	CHECKED: Idibri

MEDICAL EXAMINER'S OFFICE AND FORENSIC LABORATORIES VIDEO SURVEILLANCE - LEVEL 02

SHEET
SC9-2
OF 82 SHEETS
Copyright © 2020 Hahnfeld Hoffer Stanford

MEDICAL EXAMINER'S OFFICE AND FORENSIC LABORATORIES



VIDEO SURVEILLANCE SYSTEMS

IDIBRI
15508 WRIGHT BROTHERS DRIVE
ADDISON, TEXAS 75001
972.239.1505

KEYED NOTES

Key Value	Keynote
SC-01	Reuse existing cable and pathway. Install new camera and mounting hardware. Repurpose existing camera at new location as per Security Device Schedule.
SC-02	Reuse existing cable and pathway. Install new camera and mounting hardware. Existing camera to be turned over to Tarrant County.
SC-03	Reuse existing cable and pathway. Install repurposed camera and mounting hardware as per Security Device Schedule. Existing camera to be turned over to Tarrant County.
SC-04	Install new camera and mounting hardware.
SC-05	Relocate existing camera. Reuse existing cable and pathway.
SC-06	Relocate existing camera to new location as per Security Device Schedule. Install new pathway and cable.
SC-07	Camera to be relocated to new location as per Security Device Schedule. Remove camera, install blank cover over back box.
SC-09	Reuse existing cable and pathway, extending as required to reach adjusted camera position. Install new camera and mounting hardware. Repurpose existing camera at new location as per Security Device Schedule.
SC-10	Reuse existing cable and pathway, extending as required to reach adjusted camera position. Install new camera and mounting hardware. Existing camera to be turned over to Tarrant County.

GENERAL NOTES

REVISIONS DENOTED BY

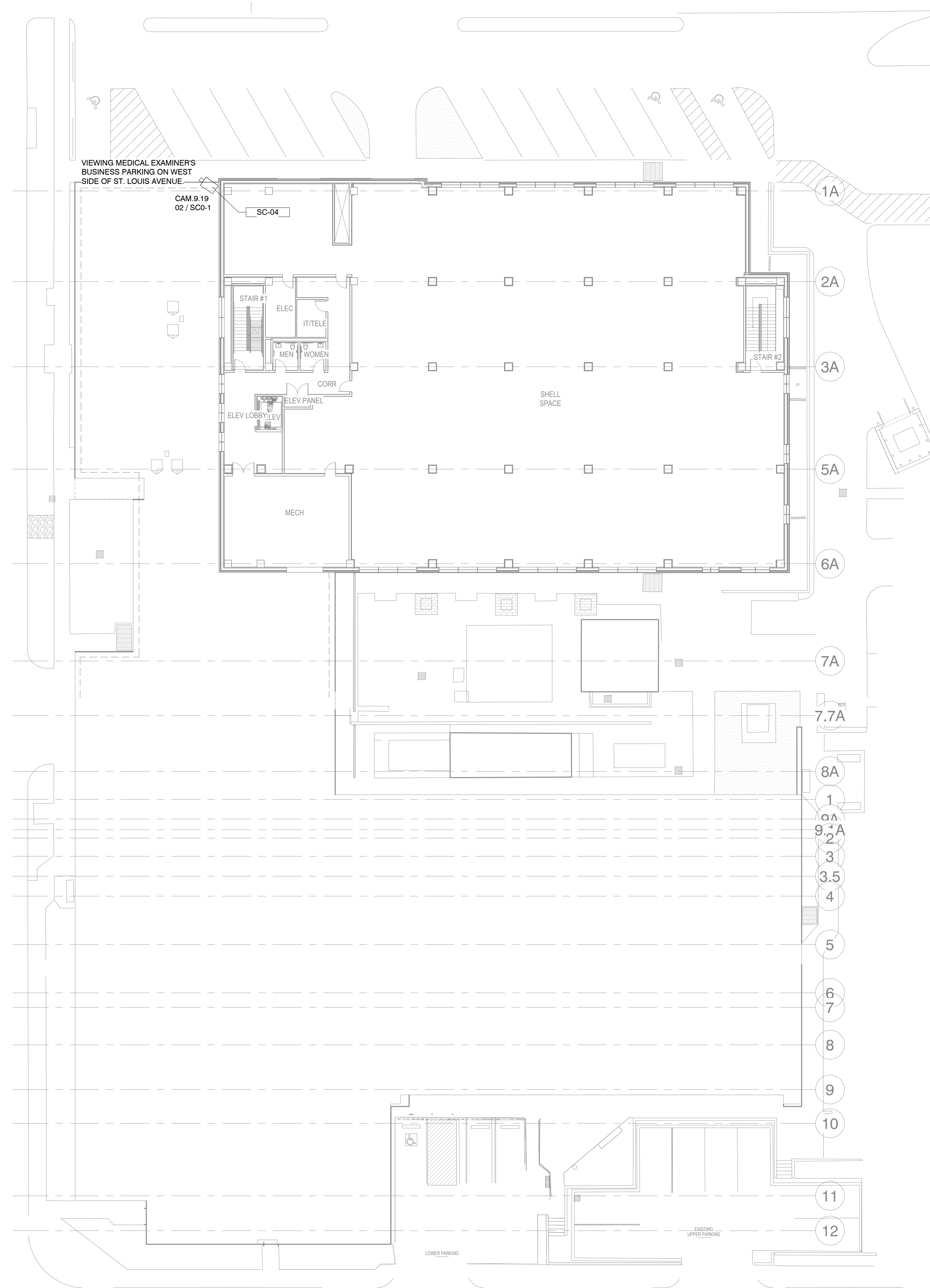
PROJECT #: 20012-00 MANAGER: idibri
ISSUED FOR: 100% CD DRAFTER: idibri
ISSUE DATE: 4/25/2022 CHECKED: idibri

**MEDICAL EXAMINER'S
OFFICE AND FORENSIC
LABORATORIES VIDEO
SURVEILLANCE - LEVEL
03**

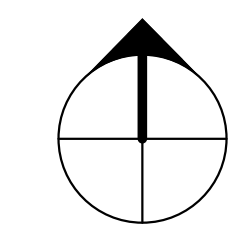
SHEET

SC9-3

OF 82 SHEETS



MEDICAL EXAMINER'S OFFICE AND FORENSIC LABS - LEVEL 03
Scale: 1/16" = 1'-0"



MEDICAL EXAMINER'S OFFICE AND FORENSIC LABORATORIES

C:\Users\javin\Revit\Local Files\TCSU_SC_R19_rcklawa216.rvt
4/22/2022 6:02:18 PM



VIDEO SURVEILLANCE SYSTEMS

IDIBRI
15508 WRIGHT BROTHERS DRIVE
ADDISON, TEXAS 75001
972.239.1505

Security Device Schedule - Medical Examiner's Office and Forensic Laboratories												
Mark	Sheet Reference	Detail Reference	Description	Mounting Height	Conduit / Back Box Provided By	Conduit / Back Box Installed By	Cable Provided By	Cable Installed By	Conduit / Cable Destination	Device Provided By	Device Installed By	Comments
CAM.9.01	SC9-1	02 / SC0-1	Wall Arm Mount, Multi-Imager, Dome Camera	15' - 0"	Reuse Existing	Reuse Existing	Reuse Existing	Reuse Existing	Reuse Existing Cable and Pathway	28 23 00	28 23 00	Harwha PNM-9000VD w/SLA-5M7000D (x2), SBP-300WVW1, SBP-201HWW
CAM.9.02	SC9-1	02 / SC0-1	Wall Arm Mount, Multi-Imager, Dome Camera	15' - 0"	Reuse Existing	Reuse Existing	Reuse Existing	Reuse Existing	Reuse Existing Cable and Pathway	28 23 00	28 23 00	Avigilon 15C-H4A-3MH-180 w/H4AMH-DO-COVR1, H4AMH-AD-PEND1, IRPTZ-MNT-WALL1
CAM.9.03	SC9-1	04 / SC0-1	Corner-Mount, Multi-Imager, Dome Camera	12' - 0"	Reuse Existing	Reuse Existing	Reuse Existing	Reuse Existing	Reuse Existing Cable and Pathway	28 23 00	28 23 00	Avigilon 15C-H4A-3MH-180 w/H4AMH-DO-COVR1, H4AMH-AD-PEND1, IRPTZ-MNT-WALL1, H4-MT-CRNR1
CAM.9.04	SC9-1	02 / SC0-1	Wall Arm Mount, Multi-Imager, Dome Camera	15' - 0"	Reuse Existing	Reuse Existing	Reuse Existing	Reuse Existing	Reuse Existing Cable and Pathway	28 23 00	28 23 00	Harwha PNM-9000VD w/SLA-5M7000D (x2), SBP-300WVW1, SBP-201HWW
CAM.9.05	SC9-1	01 / SC0-1	Wall-Mount Static Camera	8' - 6"	Reuse Existing	Reuse Existing	Reuse Existing	Reuse Existing	Reuse Existing Cable and Pathway	28 23 00	28 23 00	AXIS Q3536-LVE w/T94S01P
CAM.9.06	SC9-1	01 / SC0-1	Wall-Mount Static Camera	8' - 6"	Reuse Existing	Reuse Existing	Reuse Existing	Reuse Existing	Reuse Existing Cable and Pathway	See Comment	See Comment	Existing Camera from location CAM.9.02 installed here.
CAM.9.07	SC9-1	01 / SC0-1	Wall-Mount Static Camera	10' - 0"	28 05 29	28 05 29	28 05 14	28 05 14	Medical Examiner's Office Level 1 IT Room	28 23 00	28 23 00	AXIS Q3536-LVE w/T94S01P
CAM.9.08	SC9-1	01 / SC0-1	Wall-Mount Static Camera	10' - 0"	28 05 29	28 05 29	28 05 14	28 05 14	Medical Examiner's Office Level 1 IT Room	28 23 00	28 23 00	AXIS Q3536-LVE w/T94S01P
CAM.9.09	SC9-1	01 / SC0-1	Wall-Mount Static Camera	10' - 0"	Reuse Existing	Reuse Existing	Reuse Existing	Reuse Existing	Reuse Existing Cable and Pathway	See Comment	See Comment	Relocate existing camera. Extend conduit & cable from existing location as required.
CAM.9.10	SC9-1	02 / SC0-1	Wall Arm Mount Dome Camera	16' - 0"	28 05 29	28 05 29	28 05 14	28 05 14	Medical Examiner's Office Level 1 IT Room	28 23 00	28 23 00	AXIS Q3536-LVE w/T91E61, TQ1601E
CAM.9.11	SC9-1	02 / SC0-1	Wall Arm Mount Dome Camera	10' - 0"	28 05 29	28 05 29	28 05 14	28 05 14	Medical Examiner's Office Level 1 IT Room	See Comment	See Comment	Existing Camera from location CAM.9.03 installed here.
CAM.9.12	SC9-1	01 / SC0-1	Wall-Mount Static Camera	8' - 6"	Reuse Existing	Reuse Existing	Reuse Existing	Reuse Existing	Reuse Existing Cable and Pathway	28 23 00	28 23 00	AXIS Q3536-LVE w/T94S01P
CAM.9.13	SC9-1	02 / SC0-1	Wall Arm Mount Dome Camera	10' - 0"	28 05 29	28 05 29	28 05 14	28 05 14	Medical Examiner's Office Level 1 IT Room	28 23 00	28 23 00	AXIS Q3536-LVE w/T91E61, TQ1601E
CAM.9.14	SC9-1	03 / SC0-1	Ceiling-Mount Static Camera		28 05 29	28 05 29	28 05 14	28 05 14	Medical Examiner's Office Level 1 IT Room	28 23 00	28 23 00	Existing Camera from location CAM.9.01 installed here.
CAM.9.15	SC9-1	02 / SC0-1	Wall Arm Mount Dome Camera	10' - 0"	28 05 29	28 05 29	28 05 14	28 05 14	Medical Examiner's Office Level 1 IT Room	See Comment	See Comment	AXIS Q3536-LVE w/T91E61, TQ1601E
CAM.9.16	SC9-1	02 / SC0-1	Wall Arm Mount Dome Camera	12' - 0"	28 05 29	28 05 29	28 05 14	28 05 14	Medical Examiner's Office Level 1 IT Room	28 23 00	28 23 00	AXIS Q3536-LVE w/T91E61, TQ1601E
CAM.9.17	SC9-2	02 / SC0-1	Wall Arm Mount Dome Camera	12' - 0"	28 05 29	28 05 29	28 05 14	28 05 14	Medical Examiner's Office Level 1 IT Room	28 23 00	28 23 00	Axis Q1798-LE w/T94S01P
CAM.9.18	SC9-2	02 / SC0-1	Wall Arm Mount Dome Camera	12' - 0"	28 05 29	28 05 29	28 05 14	28 05 14	Medical Examiner's Office Level 1 IT Room	28 23 00	28 23 00	Axis Q1798-LE w/T94S01P
CAM.9.19	SC9-3	02 / SC0-1	Wall Arm Mount Dome Camera	12' - 0"	28 05 29	28 05 29	28 05 14	28 05 14	Medical Examiner's Office Level 3 IT Room	28 23 00	28 23 00	Axis Q1798-LE w/T94S01P

GENERAL NOTES

REVISIONS DENOTED BY

PROJECT #: 20012-00 MANAGER: Idibri
ISSUED FOR: 100% CD DRAFTER: Idibri
ISSUE DATE: 4/25/2022 CHECKED: Idibri

MEDICAL EXAMINER'S OFFICE AND FORENSIC LABORATORIES - VIDEO SURVEILLANCE DEVICE SCHEDULE

SHEET

SC9-4
OF 82 SHEETS

MEDICAL EXAMINER'S OFFICE AND FORENSIC LABORATORIES

SECURITY UPGRADES AT ELECTIONS CENTER, CENTRAL GARAGE FACILITY, PREMIER ANNEX / FIRE MARSHAL PHASE III TARRANT COUNTY, TEXAS

KEYED NOTES



architects / planners / interiors

200 Bailey Ave., Suite 200
Fort Worth, Texas 76107
817.921.5928
817.302.0692 fax



VIDEO SURVEILLANCE SYSTEMS

IDIBRI
15508 WRIGHT BROTHERS DRIVE
ADDISON, TEXAS 75001
972.239.1505

GENERAL NOTES

TARRANT COUNTY
SECURITY UPGRADES AT
VARIOUS COUNTY LOCATIONS
PHASE III
TARRANT COUNTY, TEXAS

REVISIONS DENOTED BY

PROJECT #: 20012-00 MANAGER: idibri
ISSUED FOR: 100% CD DRAFTER: idibri
ISSUE DATE: 4/25/2022 CHECKED: idibri

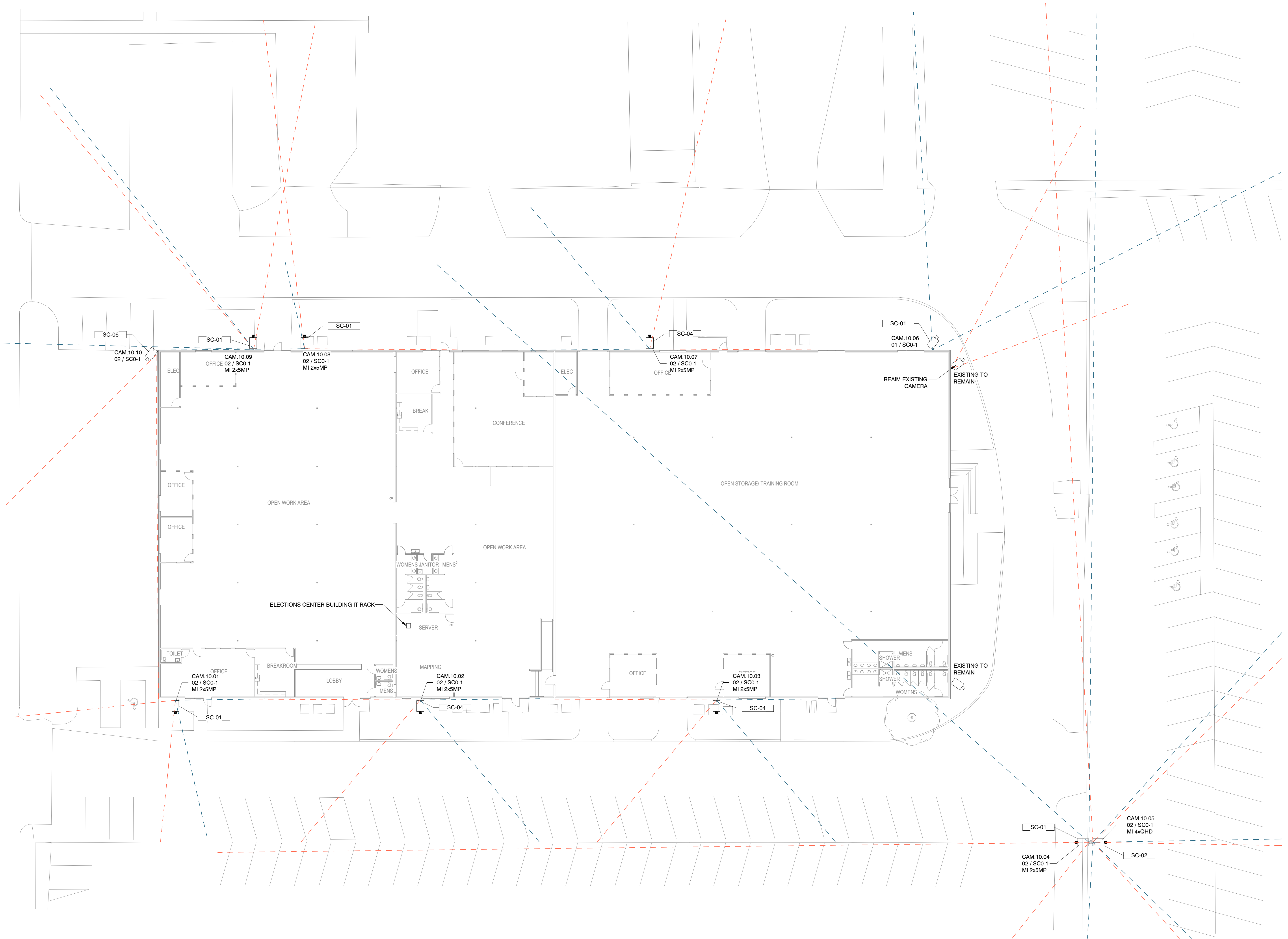
COVER SHEET -
ELECTIONS CENTER,
CENTRAL GARAGE
FACILITY, PREMIER
ANNEX/FIRE MARSHAL

SHEET

G0-10
OF 82 SHEETS
Copyright © 2020 Hahnfeld Hoffer Stanford



Key Value	Keynote
SC-01	Reuse existing cable and pathway. Install new camera and mounting hardware. Repurpose existing camera at new location as per Security Device Schedule.
SC-02	Reuse existing cable and pathway. Install new camera and mounting hardware. Existing camera to be turned over to Tarrant County.
SC-03	Reuse existing cable and pathway. Install repurposed camera and mounting hardware as per Security Device Schedule. Existing camera to be turned over to Tarrant County.
SC-04	Install new camera and mounting hardware.
SC-05	Relocate existing camera. Reuse existing cable and pathway.
SC-06	Relocate existing camera to new location as per Security Device Schedule. Install new pathway and cable.
SC-07	Camera to be relocated to new location as per Security Device Schedule. Remove camera, install blank cover over back box.
SC-09	Reuse existing cable and pathway, extending as required to reach adjusted camera position. Install new camera and mounting hardware. Repurpose existing camera at new location as per Security Device Schedule.
SC-10	Reuse existing cable and pathway, extending as required to reach adjusted camera position. Install new camera and mounting hardware. Existing camera to be turned over to Tarrant County.



GENERAL NOTES

REVISIONS

NO.	REVISIONS	DATE	BY	APP'D

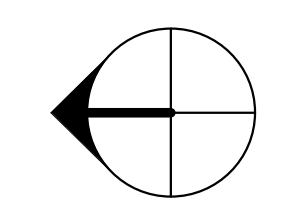
**TARRANT COUNTY
SECURITY UPGRADES AT
VARIOUS COUNTY LOCATIONS
PHASE III
TARRANT COUNTY, TEXAS**

PROJECT #:	20012-00	MANAGER:	Idibri
ISSUED FOR:	100% CD	DRAFTER:	Idibri
ISSUE DATE:	4/25/2022	CHECKED:	Idibri

**ELECTIONS CENTER
VIDEO SURVEILLANCE -
LEVEL 01**

ELECTIONS CENTER - LEVEL 01

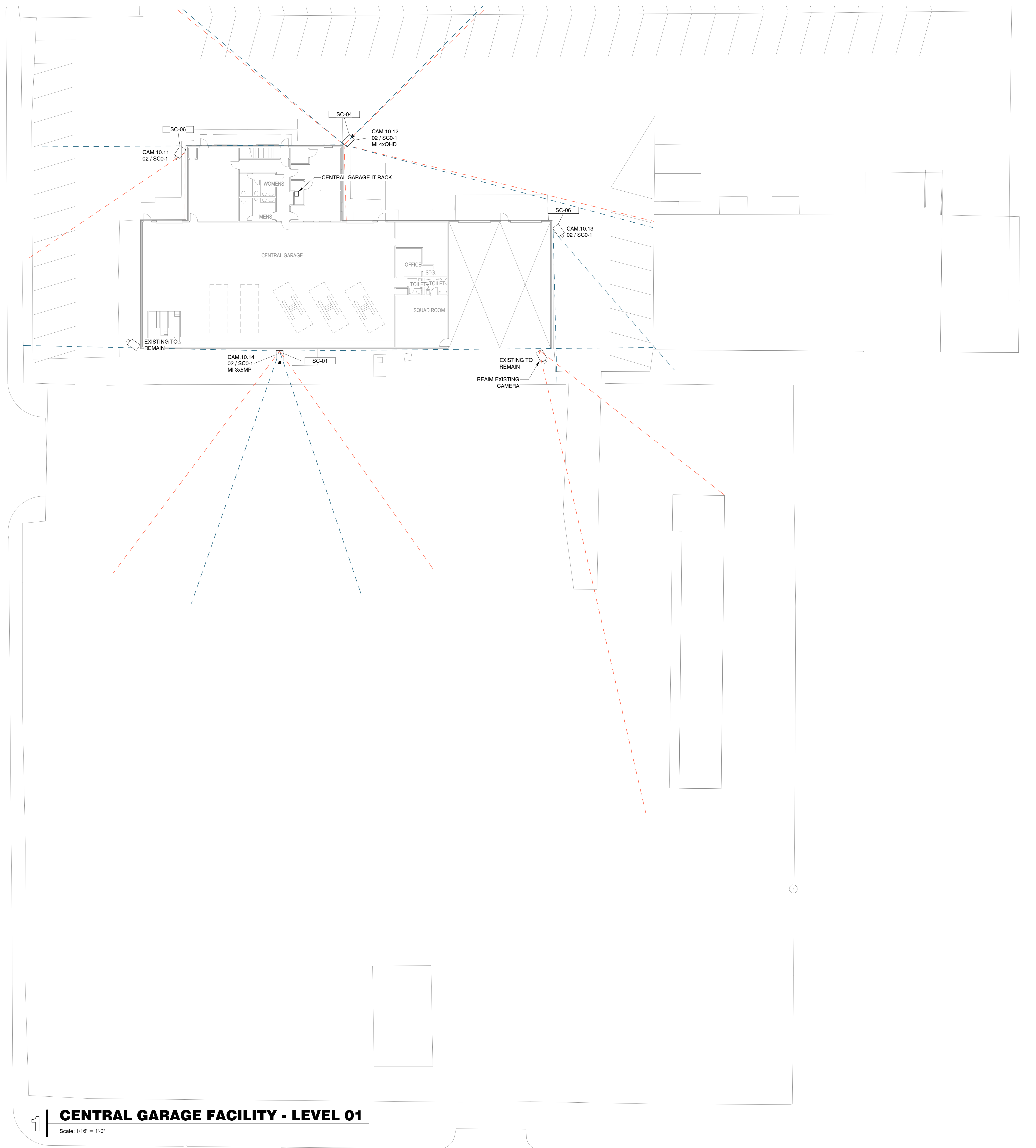
Scale: 1/16" = 1'-0"



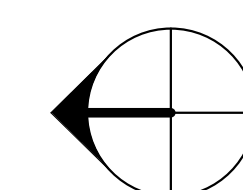
ELECTIONS CENTER, CENTRAL GARAGE FACILITY, PREMIER ANNEX/FIRE MARSHAL

C:\Users\hahnfeld\Revit\Local Files\HLS\TCSU_SC10-1.dwg 4/25/2022 6:02:20 PM

C:\Users\lavin\Revit\Local Files\JL_TCSU_SC R19_rcklawa216.rvt
4/22/2022 6:02:21 PM



1 **CENTRAL GARAGE FACILITY - LEVEL 01**
Scale: 1/16" = 1'-0"



Key Value	Keynote
SC-01	Reuse existing cable and pathway. Install new camera and mounting hardware. Repurpose existing camera at new location as per Security Device Schedule.
SC-02	Reuse existing cable and pathway. Install new camera and mounting hardware. Existing camera to be turned over to Tarrant County.
SC-03	Reuse existing cable and pathway. Install repurposed camera and mounting hardware as per Security Device Schedule. Existing camera to be turned over to Tarrant County.
SC-04	Install new camera and mounting hardware.
SC-05	Relocate existing camera. Reuse existing cable and pathway.
SC-06	Relocate existing camera to new location as per Security Device Schedule. Install new pathway and cable.
SC-07	Camera to be relocated to new location as per Security Device Schedule. Remove camera, install blank cover over back box.
SC-09	Reuse existing cable and pathway, extending as required to reach adjusted camera position. Install new camera and mounting hardware. Repurpose existing camera at new location as per Security Device Schedule.
SC-10	Reuse existing cable and pathway, extending as required to reach adjusted camera position. Install new camera and mounting hardware. Existing camera to be turned over to Tarrant County.

GENERAL NOTES

REVISIONS	DENOTED BY	MANAGER

**Hahnfeld
Hoffer
Stanford**
architects / planners / interiors

200 Bailey Ave., Suite 200
Fort Worth, Texas 76107
817.921.5928
817.302.0692 fax

VIDEO SURVEILLANCE SYSTEMS
IDIBRI
15508 WRIGHT BROTHERS DRIVE
ADDISON, TEXAS 75001
972.239.1505

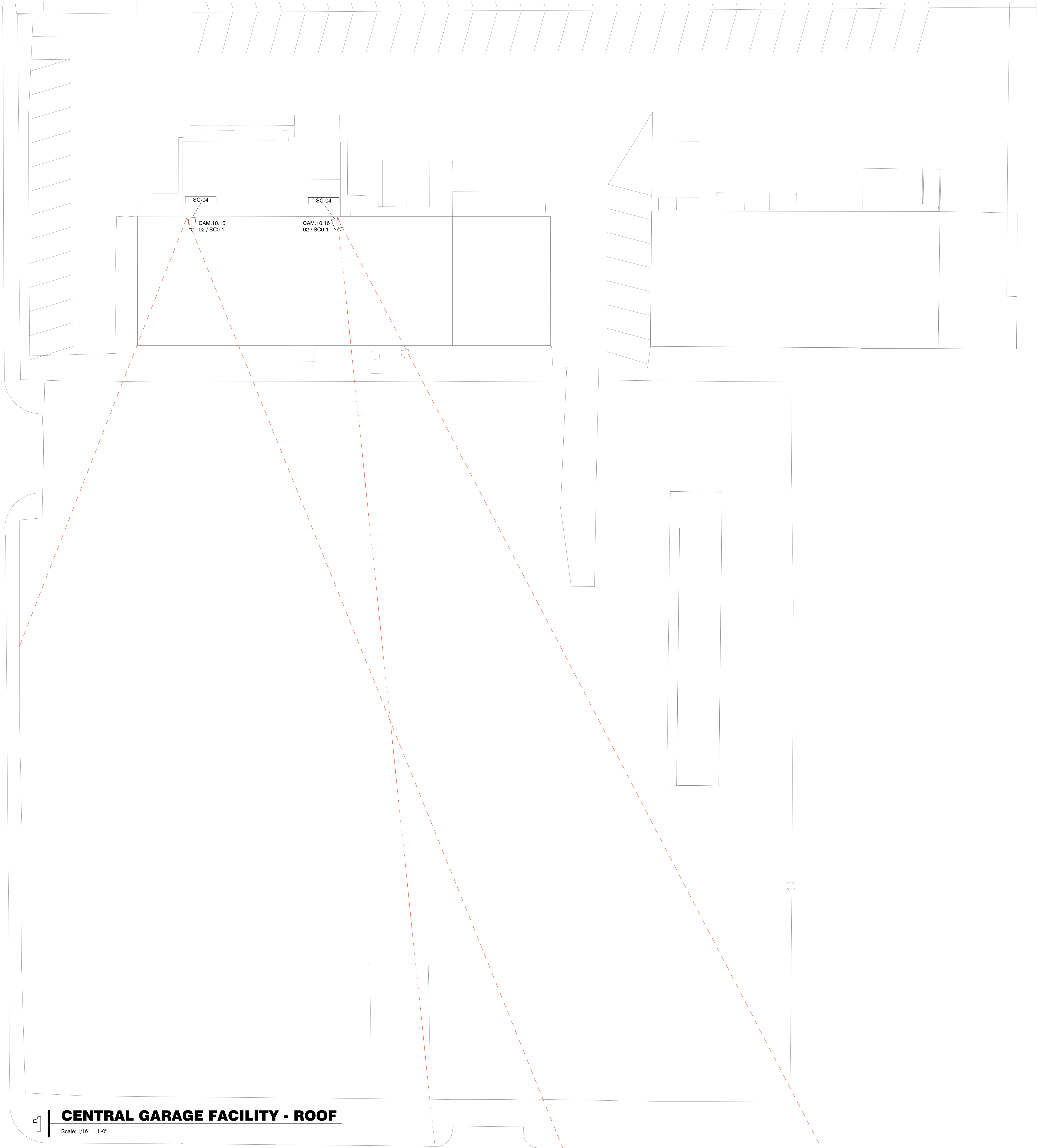
TARRANT COUNTY
SECURITY UPGRADES AT
VARIOUS COUNTY LOCATIONS
PHASE III
TARRANT COUNTY, TEXAS

PROJECT #:	20012-00	MANAGER:	Idibri
ISSUED FOR:	100% CD	DRAFTER:	Idibri
ISSUE DATE:	4/25/2022	CHECKED:	Idibri

CENTRAL GARAGE FACILITY VIDEO SURVEILLANCE - LEVEL 01

SHEET
SC10-2
OF 82 SHEETS
Copyright © 2020 Hahnfeld Hoffer Stanford

ELECTIONS CENTER, CENTRAL GARAGE FACILITY, PREMIER ANNEX/FIRE MARSHAL



Key Value	Keynote
SC-01	Reuse existing cable and pathway. Install new camera and mounting hardware. Repurpose existing camera at new location as per Security Device Schedule.
SC-02	Reuse existing cable and pathway. Install new camera and mounting hardware. Existing camera to be turned over to Tarrant County.
SC-03	Reuse existing cable and pathway. Install repurposed camera and mounting hardware as per Security Device Schedule. Existing camera to be turned over to Tarrant County.
SC-04	Install new camera and mounting hardware.
SC-05	Relocate existing camera. Reuse existing cable and pathway.
SC-06	Relocate existing camera to new location as per Security Device Schedule. Install new pathway and cable.
SC-07	Camera to be relocated to new location as per Security Device Schedule. Remove camera. Install blank cover over back box.
SC-09	Reuse existing cable and pathway, extending as required to reach adjusted camera position. Install new camera and mounting hardware. Repurpose existing camera at new location as per Security Device Schedule.
SC-10	Reuse existing cable and pathway, extending as required to reach adjusted camera position. Install new camera and mounting hardware. Existing camera to be turned over to Tarrant County.

GENERAL NOTES

REVISIONS DENOTED BY



architects / planners / interiors

200 Bailey Ave., Suite 200
Fort Worth, Texas 76107
817.921.5928
817.302.0692 fax



VIDEO SURVEILLANCE SYSTEMS

IDIBRI
15508 WRIGHT BROTHERS DRIVE
ADDISON, TEXAS 75001
972.239.1505

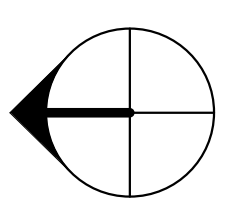
TARRANT COUNTY
SECURITY UPGRADES AT
VARIOUS COUNTY LOCATIONS
PHASE III
TARRANT COUNTY, TEXAS

PROJECT #: 20012-00	MANAGER: idibri
ISSUED FOR: 100% CD	DRAFTER: idibri
ISSUE DATE: 4/25/2022	CHECKED: idibri

CENTRAL GARAGE
FACILITY VIDEO
SURVEILLANCE - ROOF

SHEET
SC10-3
OF 82 SHEETS

1 CENTRAL GARAGE FACILITY - ROOF
Scale: 1/16" = 1'-0"



ELECTIONS CENTER, CENTRAL GARAGE FACILITY, PREMIER ANNEX/FIRE MARSHAL

C:\Users\hahnfeld\Revit\Local Files\HLS\TCSU_SC_R19_ridk\dwg\216.rvt
4/22/2022 6:02:21 PM



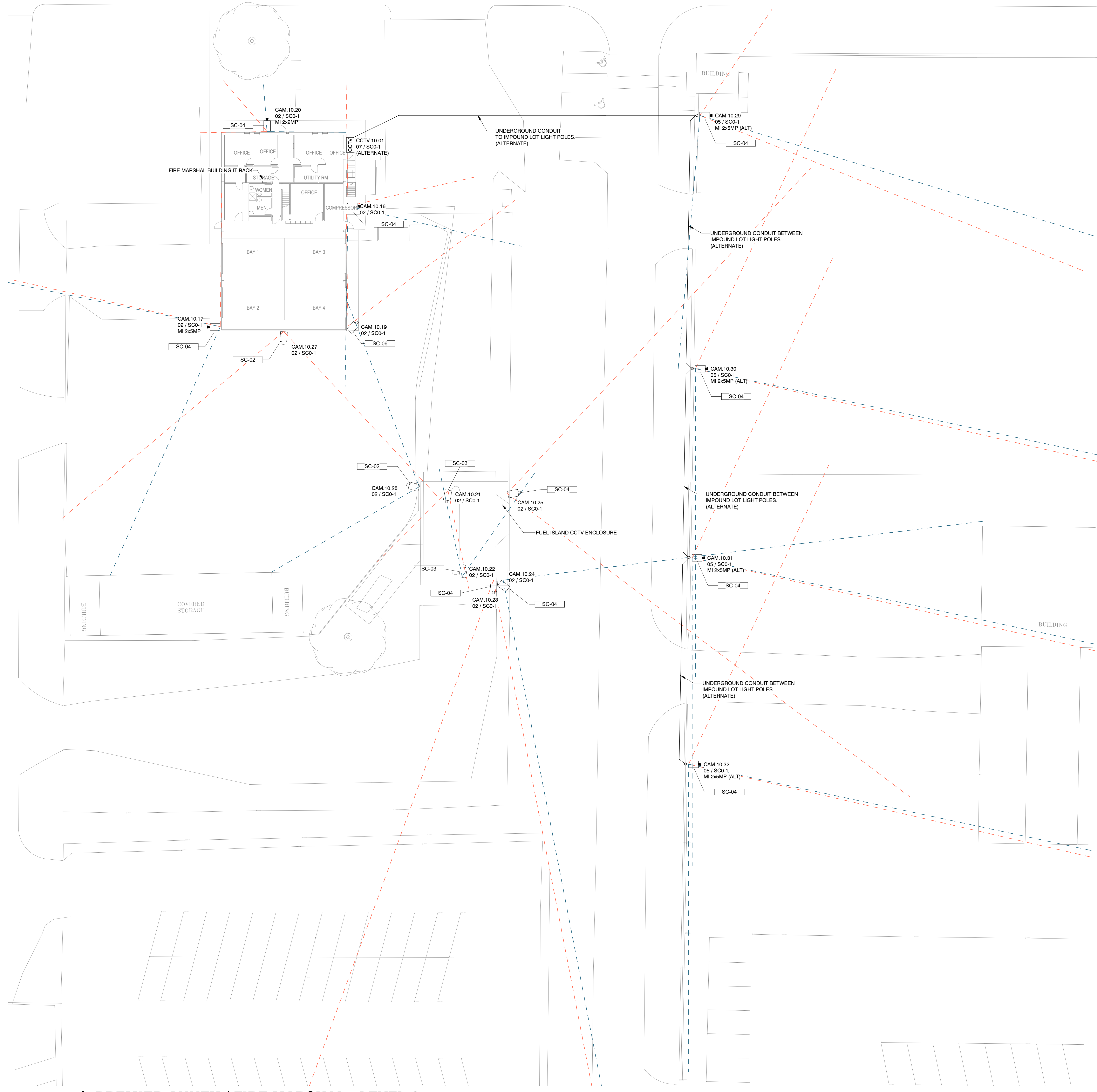
Key Value	Keynote
SC-01	Reuse existing cable and pathway. Install new camera and mounting hardware. Repurpose existing camera at new location as per Security Device Schedule.
SC-02	Reuse existing cable and pathway. Install new camera and mounting hardware. Existing camera to be turned over to Tarrant County.
SC-03	Reuse existing cable and pathway. Install repurposed camera and mounting hardware as per Security Device Schedule. Existing camera to be turned over to Tarrant County.
SC-04	Install new camera and mounting hardware.
SC-05	Relocate existing camera. Reuse existing cable and pathway.
SC-06	Relocate existing camera to new location as per Security Device Schedule. Install new pathway and cable.
SC-07	Camera to be relocated to new location as per Security Device Schedule. Remove camera. Install blank cover over back box.
SC-09	Reuse existing cable and pathway, extending as required to reach adjusted camera position. Install new camera and mounting hardware. Repurpose existing camera at new location as per Security Device Schedule.
SC-10	Reuse existing cable and pathway, extending as required to reach adjusted camera position. Install new camera and mounting hardware. Existing camera to be turned over to Tarrant County.

GENERAL NOTES

REVISIONS	DENOTED BY

PROJECT #: 20012-00	MANAGER: Idibri
ISSUED FOR: 100% CD	DRAFTER: Idibri
ISSUE DATE: 4/25/2022	CHECKED: Idibri

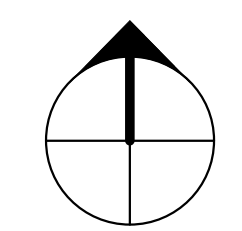
PREMIER ANNEX / FIRE MARSHAL VIDEO SURVEILLANCE - LEVEL 1



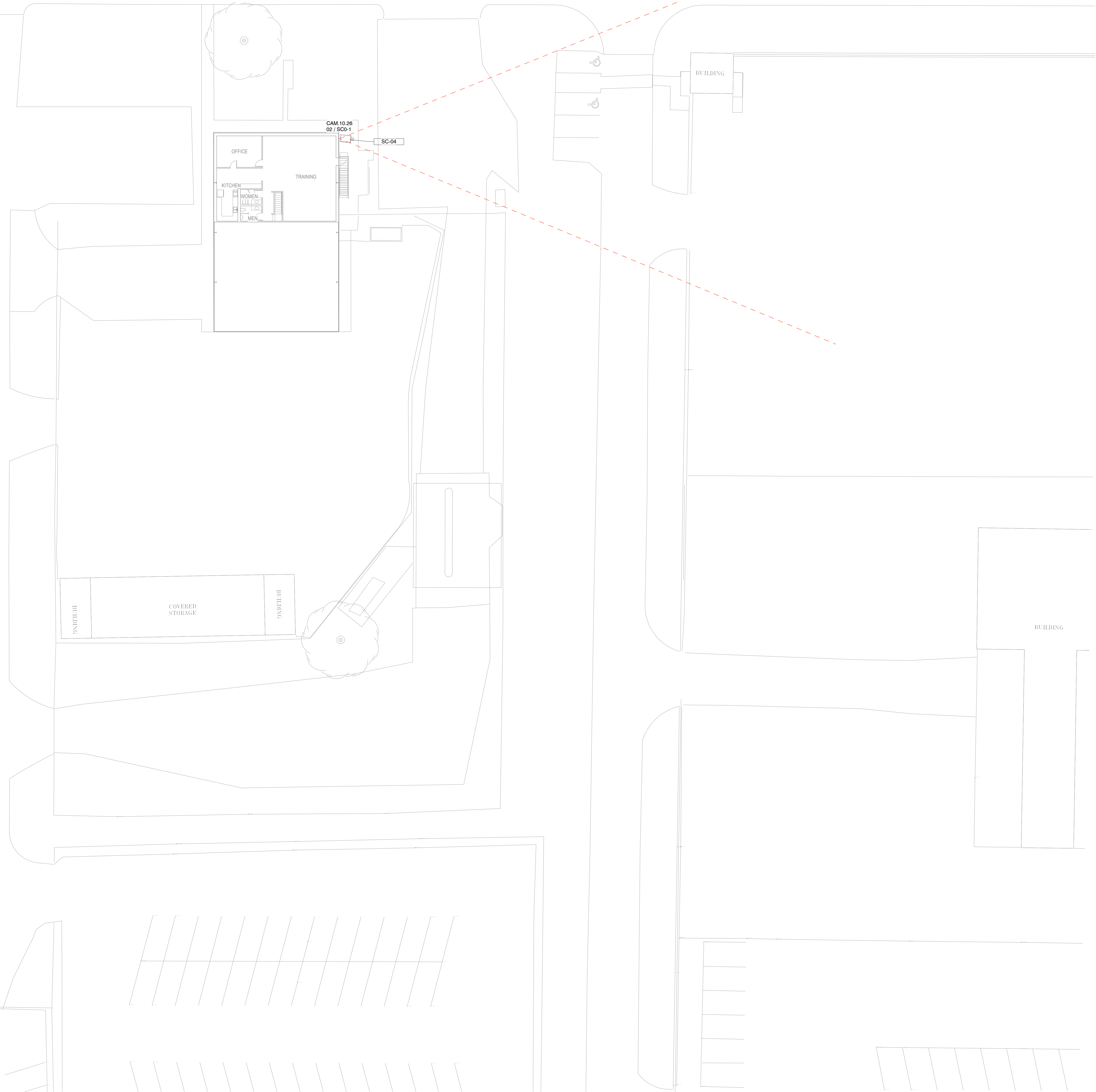
PREMIER ANNEX / FIRE MARSHAL - LEVEL 01

Scale: 1/16" = 1'-0"

ELECTIONS CENTER, CENTRAL GARAGE FACILITY, PREMIER ANNEX/FIRE MARSHAL



C:\Users\javin\Revit\Local Files\HLL_TCSU_SC R19_rcklawa216.rvt
4/22/2022 6:02:22 PM



Key Value	Keynote
SC-01	Reuse existing cable and pathway. Install new camera and mounting hardware. Repurpose existing camera at new location as per Security Device Schedule.
SC-02	Reuse existing cable and pathway. Install new camera and mounting hardware. Existing camera to be turned over to Tarrant County.
SC-03	Reuse existing cable and pathway. Install repurposed camera and mounting hardware as per Security Device Schedule. Existing camera to be turned over to Tarrant County.
SC-04	Install new camera and mounting hardware.
SC-05	Relocate existing camera. Reuse existing cable and pathway.
SC-06	Relocate existing camera to new location as per Security Device Schedule. Install new pathway and cable.
SC-07	Camera to be relocated to new location as per Security Device Schedule. Remove camera, install blank cover over back box.
SC-09	Reuse existing cable and pathway, extending as required to reach adjusted camera position. Install new camera and mounting hardware. Repurpose existing camera at new location as per Security Device Schedule.
SC-10	Reuse existing cable and pathway, extending as required to reach adjusted camera position. Install new camera and mounting hardware. Existing camera to be turned over to Tarrant County.

GENERAL NOTES

REVISIONS DENOTED BY

NO.	DESCRIPTION	DATE	BY



architects / planners / interiors

200 Bailey Ave., Suite 200
Fort Worth, Texas 76107
817.921.5928
817.302.0692 fax



VIDEO SURVEILLANCE SYSTEMS
IDIBRI
15508 WRIGHT BROTHERS DRIVE
ADDISON, TEXAS 75001
972.239.1505

TARRANT COUNTY
SECURITY UPGRADES AT
VARIOUS COUNTY LOCATIONS
PHASE III
TARRANT COUNTY, TEXAS

PROJECT #:	20012-00	MANAGER:	Idibri
ISSUED FOR:	100% CD	DRAFTER:	Idibri
ISSUE DATE:	4/25/2022	CHECKED:	Idibri

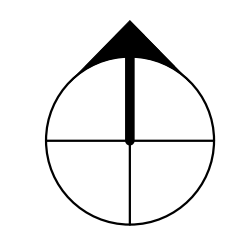
PREMIER ANNEX / FIRE MARSHAL VIDEO SURVEILLANCE - LEVEL 2

SHEET
SC10-5
OF 82 SHEETS

1 PREMIER ANNEX / FIRE MARSHAL - LEVEL 02

Scale: 1/16" = 1'-0"

ELECTIONS CENTER, CENTRAL GARAGE FACILITY, PREMIER ANNEX/FIRE MARSHAL





architects / planners / interiors

200 Bailey Ave., Suite 200
Fort Worth, Texas 76107
817.921.5928
817.302.0692 fax



VIDEO SURVEILLANCE SYSTEMS

IDIBRI
15508 WRIGHT BROTHERS DRIVE
ADDISON, TEXAS 75001
972.239.1505

Security Device Schedule - Elections Center, Central Garage Facility, Premier Annex / Fire Marshal													
Mark	Sheet Reference	Detail Reference	Description	Box Mounting Height	Flush Mount	Conduit / Back Box Provided By	Conduit / Back Box Installed By	Cable Provided By	Cable Installed By	Conduit / Cable Destination	Device Provided By	Device Installed By	Comments
CAM.10.01	SC10-1	02 / SCO-1	Wall Arm Mount, Multi-Imager, Dome Camera	12'-0"	Yes	Reuse Existing	Reuse Existing	Reuse Existing	Reuse Existing	Reuse Existing Cable and Pathway	28 23 00	28 23 00	Hanwha PNM-9000VD w/SLA-5M4600D (x2), SBP-300MMW1, SBP-201HMMW
CAM.10.02	SC10-1	02 / SCO-1	Wall Arm Mount, Multi-Imager, Dome Camera	12'-0"	Yes	Reuse Existing	Reuse Existing	Reuse Existing	Reuse Existing	Elections Center Building IT Rack	28 23 00	28 23 00	Hanwha PNM-9000VD w/SLA-5M7000D (x2), SBP-300MMW1, SBP-201HMMW
CAM.10.03	SC10-1	02 / SCO-1	Wall Arm Mount, Multi-Imager, Dome Camera	12'-0"	Yes	Reuse Existing	Reuse Existing	Reuse Existing	Reuse Existing	Elections Center Building IT Rack	28 23 00	28 23 00	Hanwha PNM-9000VD w/SLA-5M7000D (x2), SBP-300MMW1, SBP-201HMMW
CAM.10.04	SC10-1	02 / SCO-1	Wall Arm Mount, Multi-Imager, Dome Camera	12'-0"	Yes	Reuse Existing	Reuse Existing	Reuse Existing	Reuse Existing	Reuse Existing Cable and Pathway	28 23 00	28 23 00	Hanwha PNM-9000VD w/SLA-5M7000D (x2), SBP-300MMW1, SBP-201HMMW
CAM.10.05	SC10-1	02 / SCO-1	Wall Mount, Multi-Imager, Dome Camera	12'-0"	Yes	Reuse Existing	Reuse Existing	Reuse Existing	Reuse Existing	Reuse Existing Cable and Pathway	28 23 00	28 23 00	Axis P3719-PLF w/T94N01D, T91E61
CAM.10.06	SC10-1	01 / SCO-1	Wall Mount Static Camera	12'-0"	Yes	Reuse Existing	Reuse Existing	Reuse Existing	Reuse Existing	Reuse Existing Cable and Pathway	28 23 00	28 23 00	Axis Q1798-LE w/T94S01P
CAM.10.07	SC10-1	02 / SCO-1	Wall Arm Mount, Multi-Imager, Dome Camera	12'-0"	Yes	Reuse Existing	Reuse Existing	Reuse Existing	Reuse Existing	Elections Center Building IT Rack	28 23 00	28 23 00	Hanwha PNM-9000VD w/SLA-5M4600D, SLA-5M7000D, SBP-300MMW1, SBP-201HMMW
CAM.10.08	SC10-1	02 / SCO-1	Wall Arm Mount, Multi-Imager, Dome Camera	12'-0"	Yes	Reuse Existing	Reuse Existing	Reuse Existing	Reuse Existing	Reuse Existing Cable and Pathway	28 23 00	28 23 00	Hanwha PNM-9000VD w/SLA-5M3700D, SLA-5M4600D, SBP-300MMW1, SBP-201HMMW
CAM.10.09	SC10-1	02 / SCO-1	Wall Arm Mount, Multi-Imager, Dome Camera	12'-0"	Yes	Reuse Existing	Reuse Existing	Reuse Existing	Reuse Existing	Reuse Existing Cable and Pathway	28 23 00	28 23 00	Hanwha PNM-9000VD w/SLA-5M7000D (x2), SBP-300MMW1, SBP-201HMMW
CAM.10.10	SC10-1	02 / SCO-1	Wall Arm Mount Dome Camera	12'-0"	Yes	28 05 29	28 05 29	28 05 14	28 05 14	Elections Center Building IT Rack	See Comment	See Comment	Existing Camera from location CAM.10.01 installed here.
CAM.10.11	SC10-2	02 / SCO-1	Wall Arm Mount Dome Camera	12'-0"	Yes	28 05 29	28 05 29	28 05 14	28 05 14	Central Garage IT Rack	See Comment	See Comment	Existing Camera from location CAM.10.04 installed here.
CAM.10.12	SC10-2	02 / SCO-1	Wall Mount, Multi-Imager, Dome Camera	16'-0"	Yes	28 05 29	28 05 29	28 05 14	28 05 14	Central Garage IT Rack	28 23 00	28 23 00	Axis P3719-PLF w/T94N01D, T91E61, T94R01B
CAM.10.13	SC10-2	02 / SCO-1	Wall Arm Mount Dome Camera	12'-0"	Yes	28 05 29	28 05 29	28 05 14	28 05 14	Central Garage IT Rack	See Comment	See Comment	Existing Camera from location CAM.10.14 installed here.
CAM.10.14	SC10-2	02 / SCO-1	Wall Arm Mount, Multi-Imager, Dome Camera	12'-0"	Yes	Reuse Existing	Reuse Existing	Reuse Existing	Reuse Existing	Reuse Existing Cable and Pathway	28 23 00	28 23 00	Avigilon 15C-HAA-3MH-180 w/H4AMH-DO-COVR1, H4AMH-AD-PEND1, IRPTZ-MNT-WALL1
CAM.10.15	SC10-3	02 / SCO-1	Wall Arm Mount Dome Camera	12'-0"	Yes	28 05 29	28 05 29	28 05 14	28 05 14	Central Garage IT Rack	28 23 00	28 23 00	Axis Q1798-LE w/T94S01P
CAM.10.16	SC10-3	02 / SCO-1	Wall Arm Mount Dome Camera	12'-0"	Yes	28 05 29	28 05 29	28 05 14	28 05 14	Central Garage IT Rack	28 23 00	28 23 00	Axis Q1798-LE w/T94S01P
CAM.10.17	SC10-4	02 / SCO-1	Wall Arm Mount, Multi-Imager, Dome Camera	16'-0"	Yes	28 05 29	28 05 29	28 05 14	28 05 14	Fire Marshal Building IT Rack	28 23 00	28 23 00	Hanwha PNM-9000VD w/SLA-5M4600D (x2), SBP-300MMW1, SBP-201HMMW
CAM.10.18	SC10-4	02 / SCO-1	Wall Arm Mount, Multi-Imager, Dome Camera	16'-0"	Yes	28 05 29	28 05 29	28 05 14	28 05 14	Fire Marshal Building IT Rack	28 23 00	28 23 00	Hanwha PNM-9000VD w/SLA-5M4600D (x2), SBP-300MMW1, SBP-201HMMW
CAM.10.19	SC10-4	02 / SCO-1	Wall Arm Mount Dome Camera	16'-0"	Yes	28 05 29	28 05 29	28 05 14	28 05 14	Fire Marshal Building IT Rack	See Comment	See Comment	Existing Camera from location CAM.10.08 installed here.
CAM.10.20	SC10-4	02 / SCO-1	Wall Arm Mount, Multi-Imager, Dome Camera	8'-0"	Yes	28 05 29	28 05 29	28 05 14	28 05 14	Fire Marshal Building IT Rack	28 23 00	28 23 00	Hanwha PNM-7002VD w/SLA-2M3600D, SLA-2M6000D, SBP-300MMW1, SBP-201HMMW
CAM.10.21	SC10-4	02 / SCO-1	Wall Arm Mount Dome Camera	12'-0"	Yes	28 05 29	28 05 29	28 05 14	28 05 14	Reuse Existing Cable and Pathway	See Comment	See Comment	Existing Camera from location CAM.10.08 installed here.
CAM.10.22	SC10-4	02 / SCO-1	Wall Arm Mount Dome Camera	12'-0"	Yes	28 05 29	28 05 29	28 05 14	28 05 14	Reuse Existing Cable and Pathway	See Comment	See Comment	Existing Camera from location CAM.10.09 installed here.
CAM.10.23	SC10-4	02 / SCO-1	Wall Arm Mount Dome Camera	12'-0"	Yes	28 05 29	28 05 29	28 05 14	28 05 14	Fuel Island CCTV Enclosure	28 23 00	28 23 00	Axis Q1798-LE w/T94S01P
CAM.10.24	SC10-4	02 / SCO-1	Wall Arm Mount Dome Camera	12'-0"	Yes	28 05 29	28 05 29	28 05 14	28 05 14	Fuel Island CCTV Enclosure	28 23 00	28 23 00	AXIS Q3538-LVE w/T91E61, TQ1601E, T94M01D
CAM.10.25	SC10-4	02 / SCO-1	Wall Arm Mount Dome Camera	12'-0"	Yes	28 05 29	28 05 29	28 05 14	28 05 14	Fuel Island CCTV Enclosure	28 23 00	28 23 00	Axis Q1798-LE w/T94S01P
CAM.10.26	SC10-5	02 / SCO-1	Wall Arm Mount Dome Camera	8'-0"	Yes	28 05 29	28 05 29	28 05 14	28 05 14	Fire Marshal Building IT Rack	28 23 00	28 23 00	Axis Q1798-LE w/T94S01P
CAM.10.27	SC10-4	02 / SCO-1	Wall Arm Mount Static Camera	12'-0"	Yes	Reuse Existing	Reuse Existing	Reuse Existing	Reuse Existing	Reuse Existing Cable and Pathway	28 23 00	28 23 00	AXIS Q3538-LVE w/T91E61, TQ1601E, T94M01D
CAM.10.28	SC10-4	02 / SCO-1	Wall Arm Mount Static Camera	12'-0"	Yes	Reuse Existing	Reuse Existing	Reuse Existing	Reuse Existing	Reuse Existing Cable and Pathway	28 23 00	28 23 00	AXIS Q3538-LVE w/T91E61, TQ1601E, T94M01D
CAM.10.29	SC10-4	05 / SCO-1	Pole Mount, Multi-Imager, Dome Camera (ALTERNATE)	16'-0"	Yes	28 05 29	28 05 29	28 05 14	28 05 14	CCTV-10.01	28 23 00	28 23 00	Hanwha PNM-9000VD w/SLA-5M4600D (x2), SBP-300MM1, SBP-201HMMW, SBP-300PMW1
CAM.10.30	SC10-4	05 / SCO-1	Pole Mount, Multi-Imager, Dome Camera (ALTERNATE)	16'-0"	Yes	28 05 29	28 05 29	28 05 14	28 05 14	CAM.10.29 Enclosure	28 23 00	28 23 00	Hanwha PNM-9000VD w/SLA-5M4600D (x2), SBP-300MM1, SBP-201HMMW, SBP-300PMW1
CAM.10.31	SC10-4	05 / SCO-1	Pole Mount, Multi-Imager, Dome Camera (ALTERNATE)	16'-0"	Yes	28 05 29	28 05 29	28 05 14	28 05 14	CAM.10.30 Enclosure	28 23 00	28 23 00	Hanwha PNM-9000VD w/SLA-5M4600D (x2), SBP-300MM1, SBP-201HMMW, SBP-300PMW1
CAM.10.32	SC10-4	05 / SCO-1	Pole Mount, Multi-Imager, Dome Camera (ALTERNATE)	16'-0"	Yes	28 05 29	28 05 29	28 05 14	28 05 14	CAM.10.31 Enclosure	28 23 00	28 23 00	Hanwha PNM-9000VD w/SLA-5M4600D (x2), SBP-300MM1, SBP-201HMMW, SBP-300PMW1

GENERAL NOTES

REVISIONS DENOTED BY

PROJECT #:	20012-00	MANAGER:	Idibri
ISSUED FOR:	100% CD	DRAFTER:	Idibri
ISSUE DATE:	4/25/2022	CHECKED:	Idibri

**ELECTIONS CENTER,
CENTRAL GARAGE
FACILITY, PREMIER
ANNEX/FIRE MARSHAL
VIDEO SURVEILLANCE
DEVICE SCHEDULE**

SHEET

SC10-6
OF 82 SHEETS

ELECTIONS CENTER, CENTRAL GARAGE FACILITY, PREMIER ANNEX/FIRE MARSHAL

SECURITY UPGRADES AT PLAZA GARAGE PHASE III TARRANT COUNTY, TEXAS

KEYED NOTES



architects / planners / interiors

200 Bailey Ave., Suite 200
Fort Worth, Texas 76107
817.921.5928
817.302.0692 fax



VIDEO SURVEILLANCE SYSTEMS

IDIBRI
15508 WRIGHT BROTHERS DRIVE
ADDISON, TEXAS 75001
972.239.1505

GENERAL NOTES

TARRANT COUNTY
SECURITY UPGRADES AT
VARIOUS COUNTY LOCATIONS
PHASE III
TARRANT COUNTY, TEXAS

REVISIONS DENOTED BY

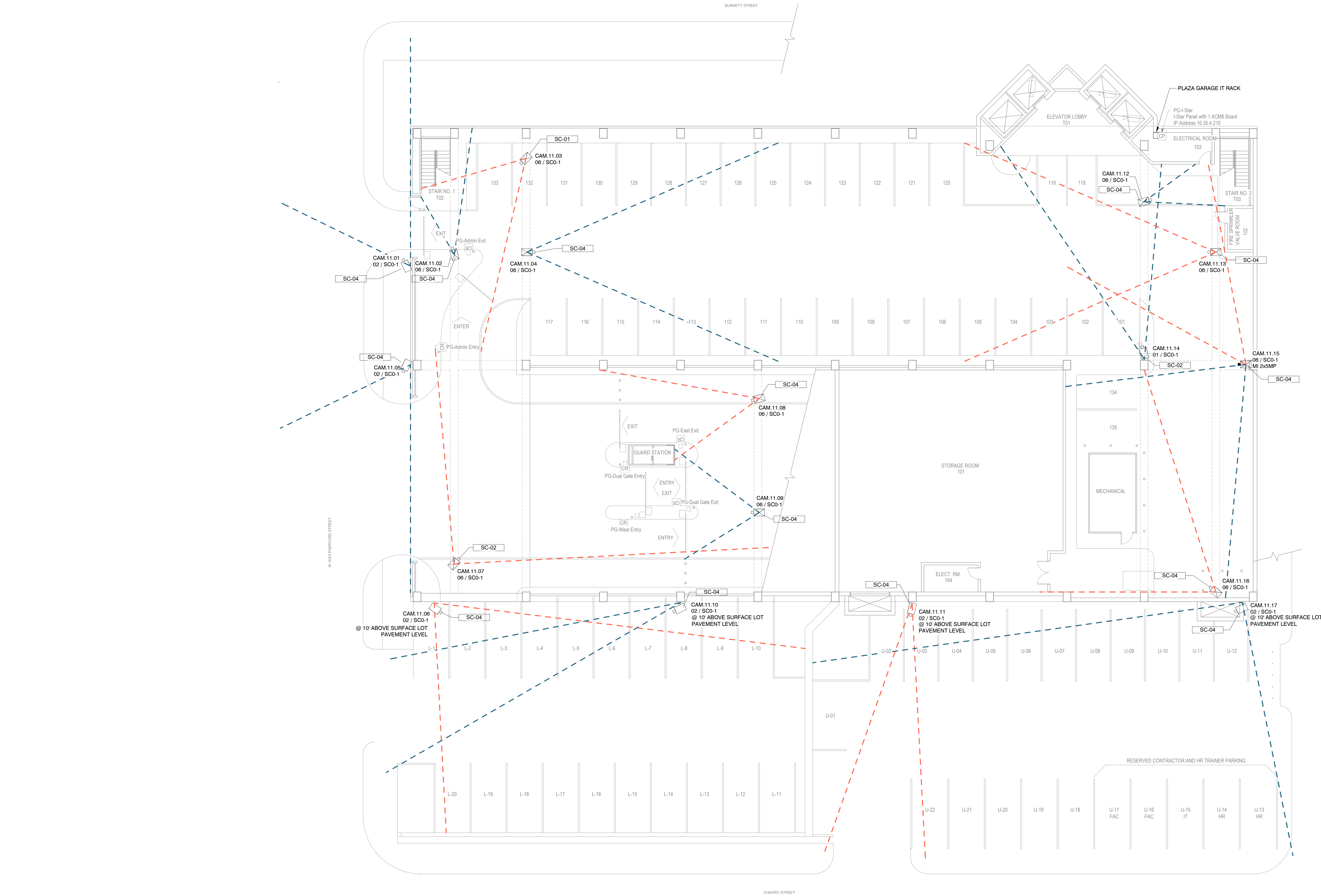
PROJECT #: 20012-00 MANAGER: idibri
ISSUED FOR: 100% CD DRAFTER: idibri
ISSUE DATE: 4/25/2022 CHECKED: idibri

COVER SHEET - PLAZA
GARAGE

SHEET

G0-11
OF 82 SHEETS

PLAZA GARAGE



1 PLAZA GARAGE - LEVEL 01
Scale: 3/32" = 1'-0"

Key Value	Keynote
SC-01	Reuse existing cable and pathway. Install new camera and mounting hardware. Repurpose existing camera at new location as per Security Device Schedule.
SC-02	Reuse existing cable and pathway. Install new camera and mounting hardware. Existing camera to be turned over to Tarrant County.
SC-03	Reuse existing cable and pathway. Install repurposed camera and mounting hardware as per Security Device Schedule. Existing camera to be turned over to Tarrant County.
SC-04	Install new camera and mounting hardware.
SC-05	Relocate existing camera. Reuse existing cable and pathway.
SC-06	Relocate existing camera to new location as per Security Device Schedule. Install new pathway and cable.
SC-07	Camera to be relocated to new location as per Security Device Schedule. Remove camera. install blank cover over back box.
SC-09	Reuse existing cable and pathway. extending as required to reach adjusted camera position. Install new camera and mounting hardware. Repurpose existing camera at new location as per Security Device Schedule.
SC-10	Reuse existing cable and pathway. extending as required to reach adjusted camera position. Install new camera and mounting hardware. Existing camera to be turned over to Tarrant County.

VIDEO SURVEILLANCE SYSTEMS
IDIBRI
15508 WRIGHT BROTHERS DRIVE
ADDISON, TEXAS 75001
972.239.1505

GENERAL NOTES

REVISIONS	DENOTED BY



architects / planners / interiors
200 Bailey Ave., Suite 200
Fort Worth, Texas 76107
817.921.5928
817.302.0692 fax



VIDEO SURVEILLANCE SYSTEMS
IDIBRI
15508 WRIGHT BROTHERS DRIVE
ADDISON, TEXAS 75001
972.239.1505

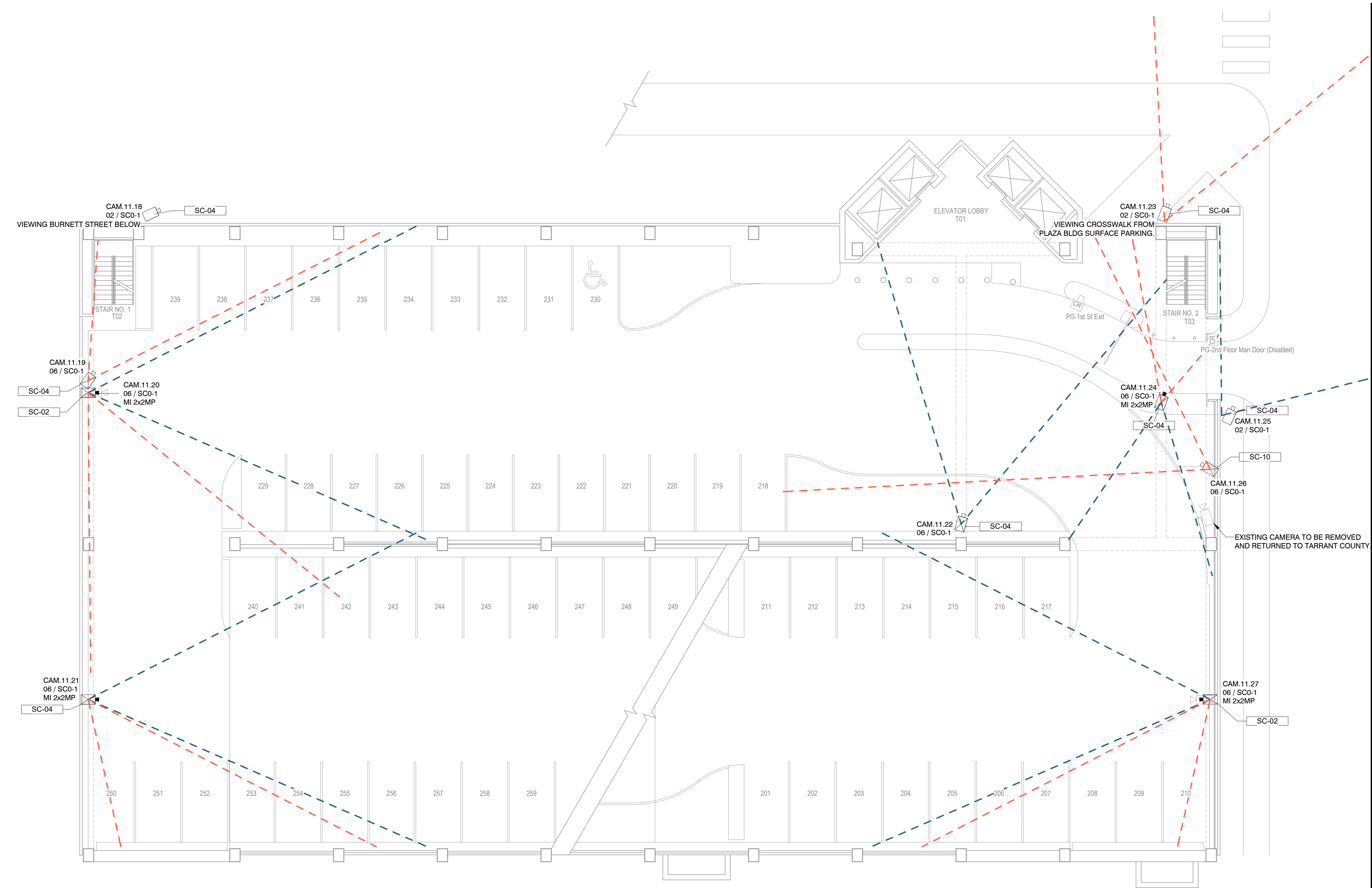
TARRANT COUNTY
SECURITY UPGRADES AT
VARIOUS COUNTY LOCATIONS
PHASE III
TARRANT COUNTY, TEXAS

PROJECT #: 20012-00	MANAGER: idibri
ISSUED FOR: 100% CD	DRAFTER: idibri
ISSUE DATE: 4/25/2022	CHECKED: idibri

PLAZA GARAGE VIDEO SURVEILLANCE - LEVEL 01

PLAZA GARAGE

C:\Users\lavin\Revit\Local Files\TCSU_SC_R19_rcklawa216.rvt
4/22/2022 6:02:25 PM



Key Value	Keynote
SC-01	Reuse existing cable and pathway. Install new camera and mounting hardware. Repurpose existing camera at new location as per Security Device Schedule.
SC-02	Reuse existing cable and pathway. Install new camera and mounting hardware. Existing camera to be turned over to Tarrant County.
SC-03	Reuse existing cable and pathway. Install repurposed camera and mounting hardware as per Security Device Schedule. Existing camera to be turned over to Tarrant County.
SC-04	Install new camera and mounting hardware.
SC-05	Relocate existing camera. Reuse existing cable and pathway.
SC-06	Relocate existing camera to new location as per Security Device Schedule. Install new pathway and cable.
SC-07	Camera to be relocated to new location as per Security Device Schedule. Remove camera. Install blank cover over back box.
SC-09	Reuse existing cable and pathway, extending as required to reach adjusted camera position. Install new camera and mounting hardware. Repurpose existing camera at new location as per Security Device Schedule.
SC-10	Reuse existing cable and pathway, extending as required to reach adjusted camera position. Install new camera and mounting hardware. Existing camera to be turned over to Tarrant County.

GENERAL NOTES

EXISTING CAMERA TO BE REMOVED AND RETURNED TO TARRANT COUNTY

REVISIONS	NOTED BY	DATE

**TARRANT COUNTY
SECURITY UPGRADES AT
VARIOUS COUNTY LOCATIONS
PHASE III
TARRANT COUNTY, TEXAS**

PLAZA GARAGE - LEVEL 02
Scale: 3/32" = 1'-0"

PROJECT #	MANAGER
20012-00	Idibri

ISSUED FOR	DRAFTER
100% CD	Idibri

ISSUE DATE	CHECKED
4/25/2022	Idibri

PROJECT #	MANAGER
20012-00	Idibri

ISSUED FOR	DRAFTER
100% CD	Idibri

ISSUE DATE	CHECKED
4/25/2022	Idibri

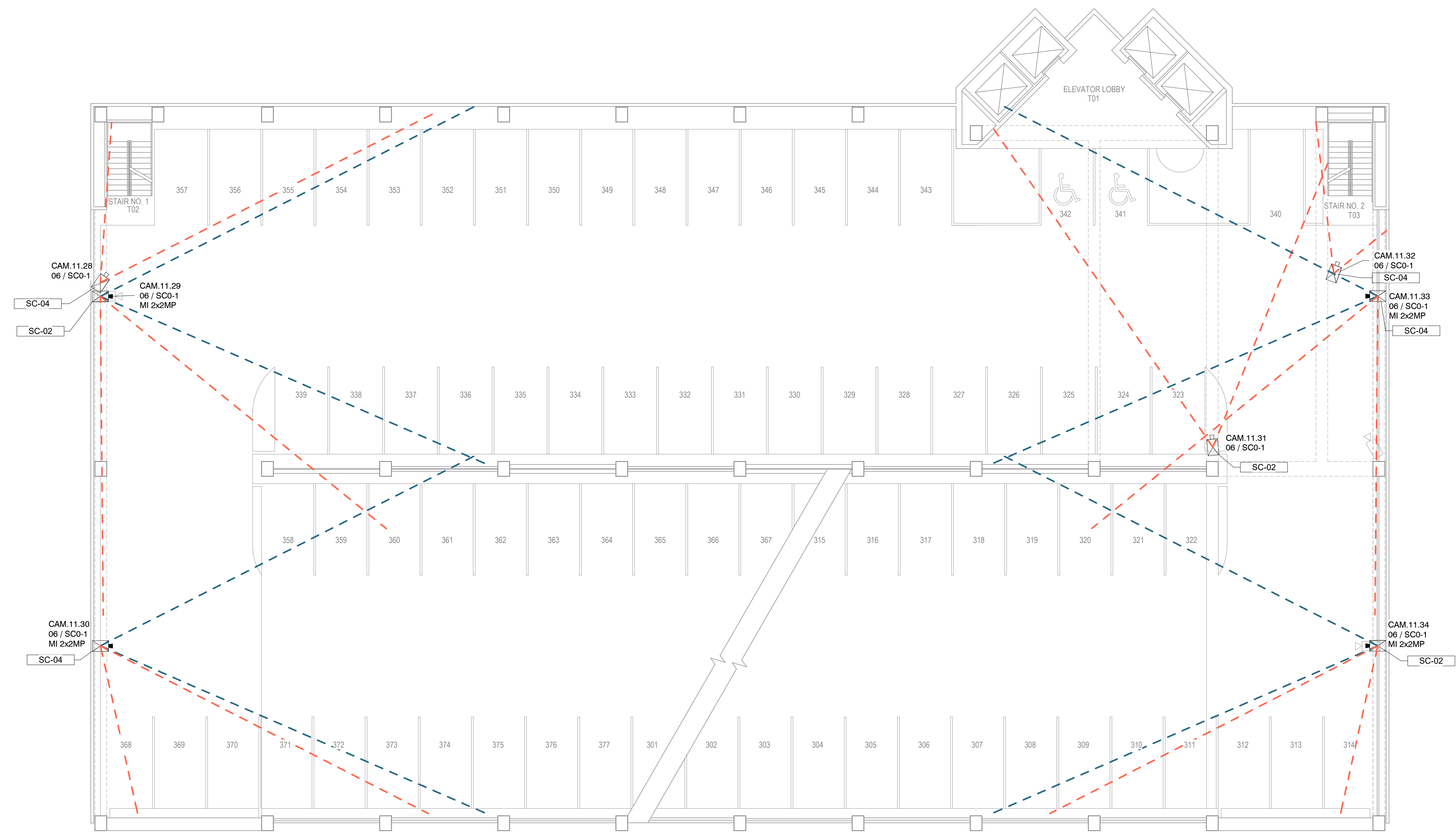
PLAZA GARAGE VIDEO SURVEILLANCE - LEVEL 02

PLAZA GARAGE

C:\Users\lavin\Revit\Local Files\TCSU_SC_R19_rcklawa216.rvt
4/22/2022 6:02:26 PM



Key Value	Keynote
SC-01	Reuse existing cable and pathway. Install new camera and mounting hardware. Repurpose existing camera at new location as per Security Device Schedule.
SC-02	Reuse existing cable and pathway. Install new camera and mounting hardware. Existing camera to be turned over to Tarrant County.
SC-03	Reuse existing cable and pathway. Install repurposed camera and mounting hardware as per Security Device Schedule. Existing camera to be turned over to Tarrant County.
SC-04	Install new camera and mounting hardware.
SC-05	Relocate existing camera. Reuse existing cable and pathway.
SC-06	Relocate existing camera to new location as per Security Device Schedule. Install new pathway and cable.
SC-07	Camera to be relocated to new location as per Security Device Schedule. Remove camera, install blank cover over back box.
SC-09	Reuse existing cable and pathway, extending as required to reach adjusted camera position. Install new camera and mounting hardware. Repurpose existing camera at new location as per Security Device Schedule.
SC-10	Reuse existing cable and pathway, extending as required to reach adjusted camera position. Install new camera and mounting hardware. Existing camera to be turned over to Tarrant County.



GENERAL NOTES

REVISIONS DENOTED BY

NO.	DESCRIPTION	BY	DATE

PROJECT #:	20012-00	MANAGER:	Idibri
ISSUED FOR:	100% CD	DRAFTER:	Idibri
ISSUE DATE:	4/25/2022	CHECKED:	Idibri

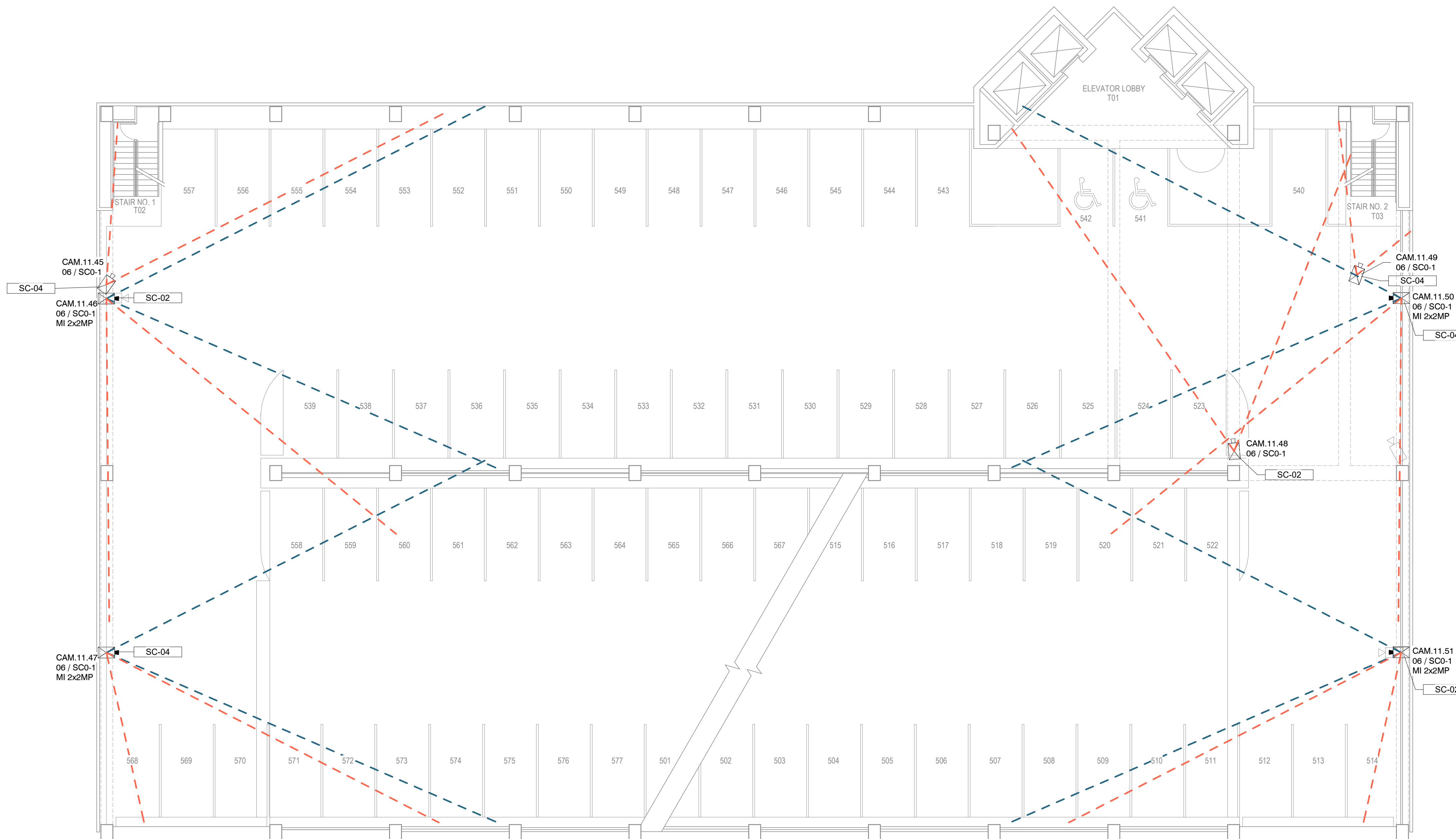
PLAZA GARAGE VIDEO SURVEILLANCE - LEVEL 03

PLAZA GARAGE - LEVEL 03
Scale: 3/32" = 1'-0"

PLAZA GARAGE

C:\Users\lavin\Revit\Local Files\TCSU_SC_R19_rcklawa216.rvt
4/22/2022 6:02:27 PM

C:\Users\lavin\Revit\Local Files\TCSU_SC_R19_rcklawa216.rvt
4/25/2022 6:02:29 PM



1 | PLAZA GARAGE - LEVEL 05
Scale: 3/32" = 1'-0"

Key Value	Keynote
SC-01	Reuse existing cable and pathway. Install new camera and mounting hardware. Repurpose existing camera at new location as per Security Device Schedule.
SC-02	Reuse existing cable and pathway. Install new camera and mounting hardware. Existing camera to be turned over to Tarrant County.
SC-03	Reuse existing cable and pathway. Install repurposed camera and mounting hardware as per Security Device Schedule. Existing camera to be turned over to Tarrant County.
SC-04	Install new camera and mounting hardware.
SC-05	Relocate existing camera. Reuse existing cable and pathway.
SC-06	Relocate existing camera to new location as per Security Device Schedule. Install new pathway and cable.
SC-07	Camera to be relocated to new location as per Security Device Schedule. Remove camera, install blank cover over back box.
SC-09	Reuse existing cable and pathway, extending as required to reach adjusted camera position. Install new camera and mounting hardware. Repurpose existing camera at new location as per Security Device Schedule.
SC-10	Reuse existing cable and pathway, extending as required to reach adjusted camera position. Install new camera and mounting hardware. Existing camera to be turned over to Tarrant County.

GENERAL NOTES

REVISIONS	DENOTED BY

Hahnfeld Hoffer Stanford
architects / planners / interiors

200 Bailey Ave., Suite 200
Fort Worth, Texas 76107
817.921.5928
817.302.0692 fax

VIDEO SURVEILLANCE SYSTEMS
IDIBRI
15508 WRIGHT BROTHERS DRIVE
ADDISON, TEXAS 75001
972.239.1505

TARRANT COUNTY
SECURITY UPGRADES AT
VARIOUS COUNTY LOCATIONS
PHASE III
TARRANT COUNTY, TEXAS

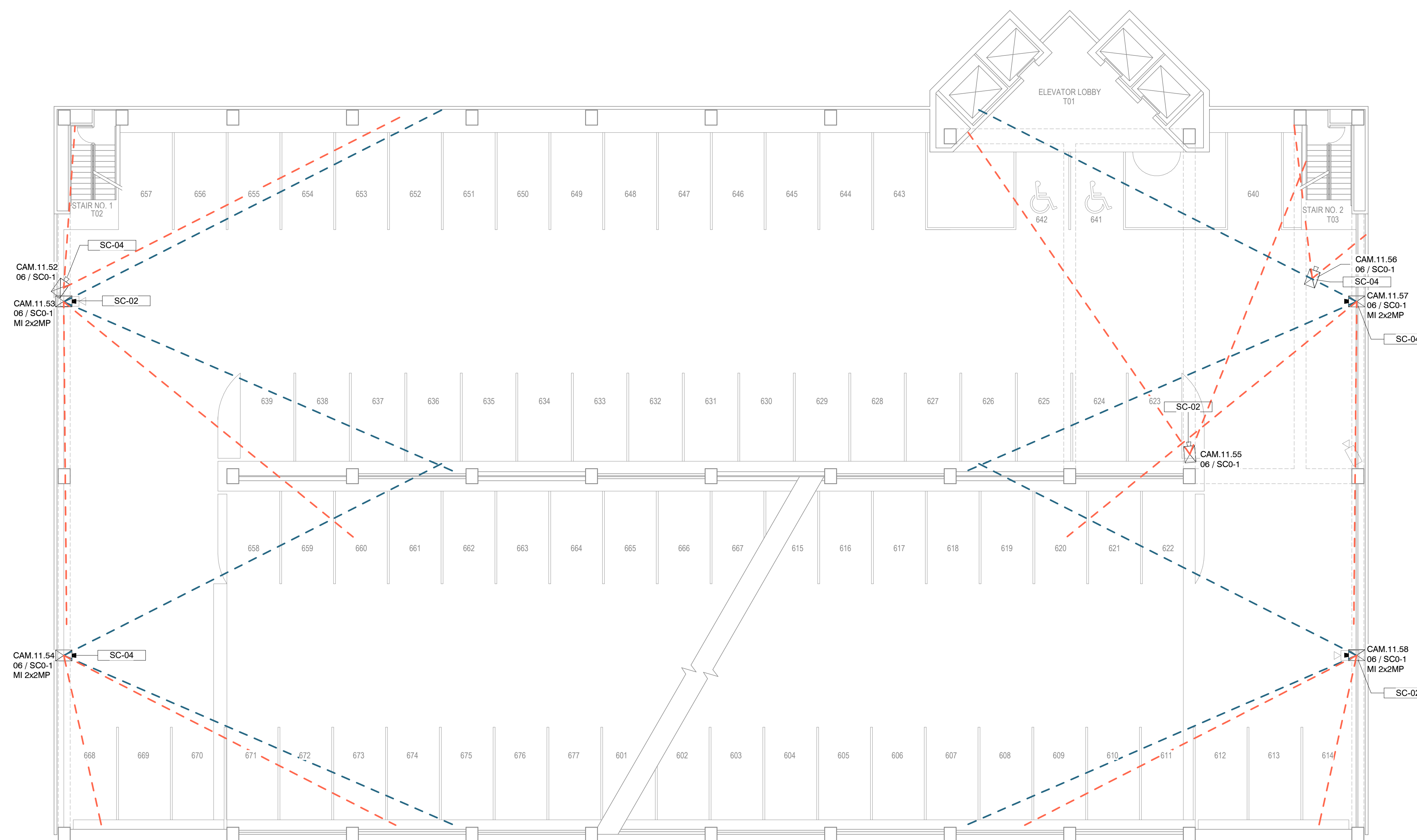
PROJECT #: 20012-00	MANAGER: Idibri
ISSUED FOR: 100% CD	DRAFTER: Idibri
ISSUE DATE: 4/25/2022	CHECKED: Idibri

PLAZA GARAGE VIDEO SURVEILLANCE - LEVEL 05

PLAZA GARAGE



Key Value	Keynote
SC-01	Reuse existing cable and pathway. Install new camera and mounting hardware. Repurpose existing camera at new location as per Security Device Schedule.
SC-02	Reuse existing cable and pathway. Install new camera and mounting hardware. Existing camera to be turned over to Tarrant County.
SC-03	Reuse existing cable and pathway. Install repurposed camera and mounting hardware as per Security Device Schedule. Existing camera to be turned over to Tarrant County.
SC-04	Install new camera and mounting hardware.
SC-05	Relocate existing camera. Reuse existing cable and pathway.
SC-06	Relocate existing camera to new location as per Security Device Schedule. Install new pathway and cable.
SC-07	Camera to be relocated to new location as per Security Device Schedule. Remove camera. Install blank cover over back box.
SC-09	Reuse existing cable and pathway, extending as required to reach adjusted camera position. Install new camera and mounting hardware. Repurpose existing camera at new location as per Security Device Schedule.
SC-10	Reuse existing cable and pathway, extending as required to reach adjusted camera position. Install new camera and mounting hardware. Existing camera to be turned over to Tarrant County.



GENERAL NOTES

REVISIONS

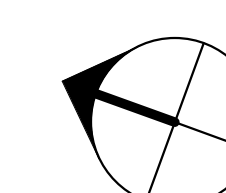
PROJECT #:	MANAGER:
20012-00	Idibri
ISSUED FOR:	DRAFTER:
100% CD	Idibri
ISSUE DATE:	CHECKED:
4/25/2022	Idibri

PLAZA GARAGE VIDEO SURVEILLANCE - LEVEL 06

SC11-6
OF 82 SHEETS

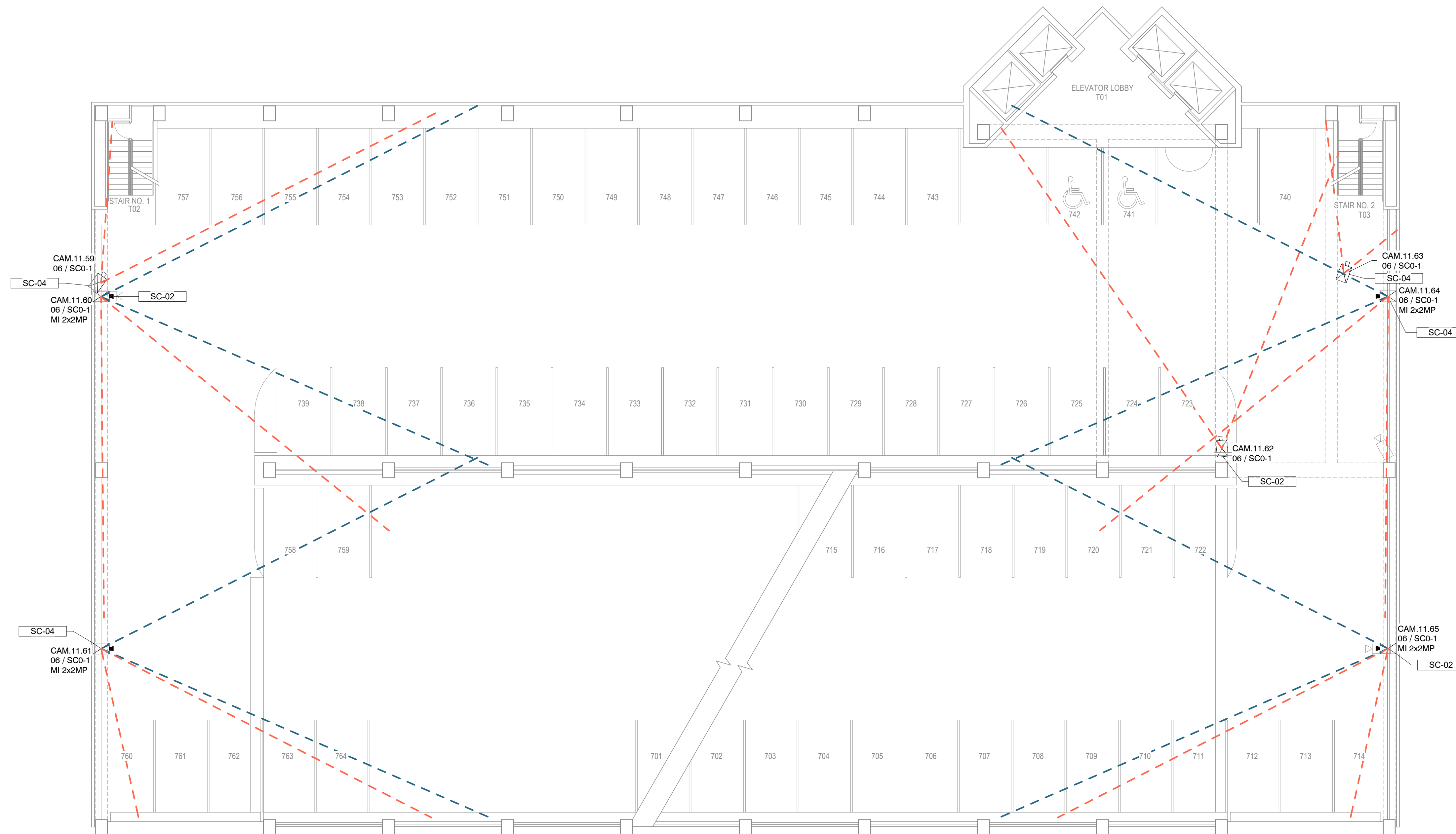
PLAZA GARAGE - LEVEL 06

Scale: 3/32" = 1'-0"



PLAZA GARAGE

C:\Users\lavin\Revit\Local Files\TCSU_SC_R19_rcklawa216.rvt
4/25/2022 6:02:31 PM



1 | PLAZA GARAGE - LEVEL 07
Scale: 3/32" = 1'-0"

Key Value	Keynote
SC-01	Reuse existing cable and pathway. Install new camera and mounting hardware. Repurpose existing camera at new location as per Security Device Schedule.
SC-02	Reuse existing cable and pathway. Install new camera and mounting hardware. Existing camera to be turned over to Tarrant County.
SC-03	Reuse existing cable and pathway. Install repurposed camera and mounting hardware as per Security Device Schedule. Existing camera to be turned over to Tarrant County.
SC-04	Install new camera and mounting hardware.
SC-05	Relocate existing camera. Reuse existing cable and pathway.
SC-06	Relocate existing camera to new location as per Security Device Schedule. Install new pathway and cable.
SC-07	Camera to be relocated to new location as per Security Device Schedule. Remove camera, install blank cover over back box.
SC-09	Reuse existing cable and pathway, extending as required to reach adjusted camera position. Install new camera and mounting hardware. Repurpose existing camera at new location as per Security Device Schedule.
SC-10	Reuse existing cable and pathway, extending as required to reach adjusted camera position. Install new camera and mounting hardware. Existing camera to be turned over to Tarrant County.


GENERAL NOTES

REVISIONS	DENOTED BY



architects / planners / interiors

200 Bailey Ave., Suite 200
Fort Worth, Texas 76107
817.921.5928
817.302.0692 fax



VIDEO SURVEILLANCE SYSTEMS
IDIBRI
15508 WRIGHT BROTHERS DRIVE
ADDISON, TEXAS 75001
972.239.1505

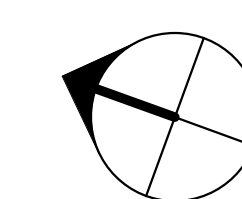
TARRANT COUNTY
SECURITY UPGRADES AT
VARIOUS COUNTY LOCATIONS
PHASE III
TARRANT COUNTY, TEXAS

PROJECT #: 20012-00	MANAGER: Idibri
ISSUED FOR: 100% CD	DRAFTER: Idibri
ISSUE DATE: 4/25/2022	CHECKED: Idibri

PLAZA GARAGE VIDEO SURVEILLANCE - LEVEL 07

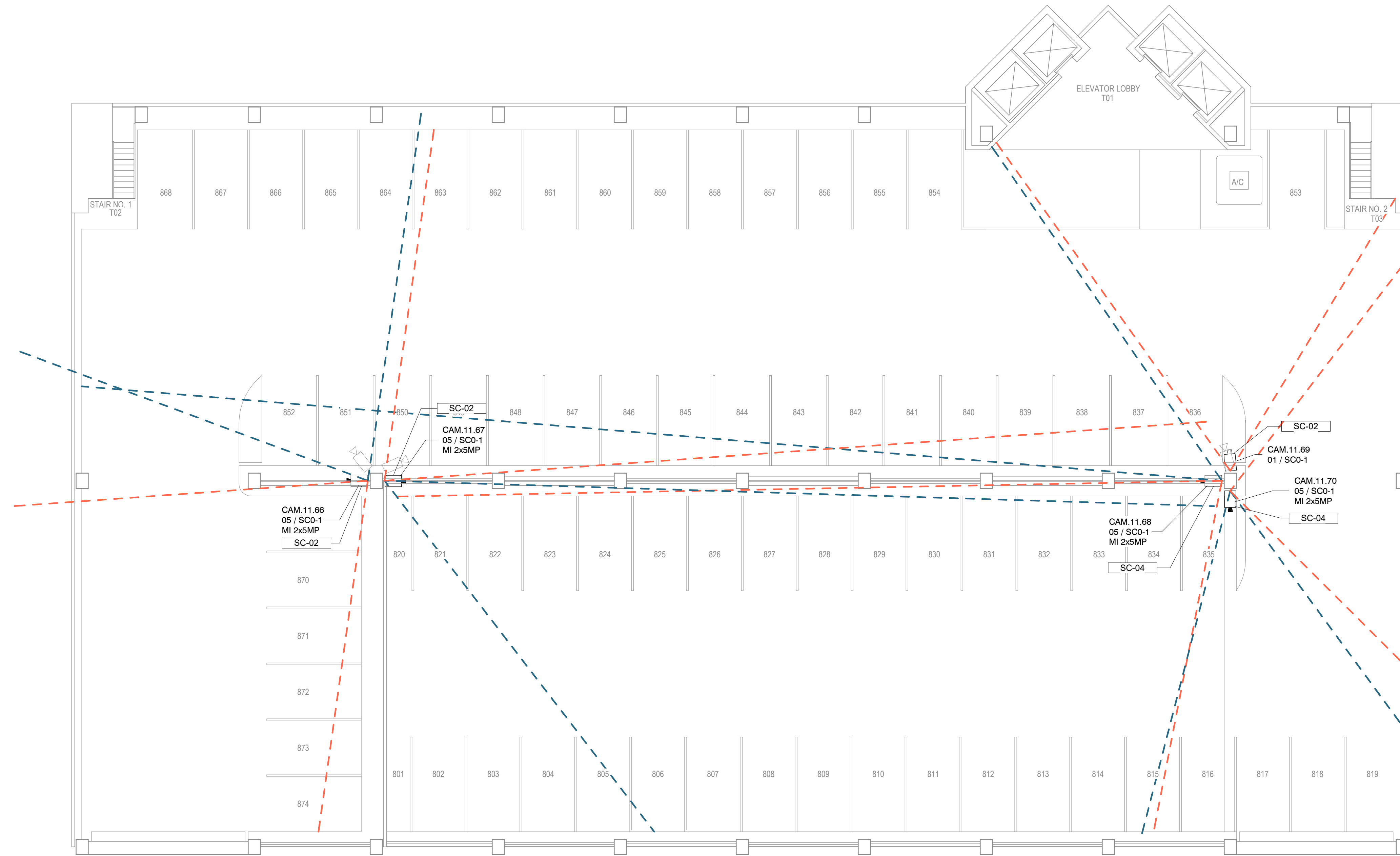
SHEET
SC11-7
OF 82 SHEETS

Copyright © 2020 Hahnfeld Hoffer Stanford



PLAZA GARAGE

C:\Users\lavin\Revit\Local Files\TCSU_SC_R19_rcklavie216.rvt
4/22/2022 6:02:32 PM



1 PLAZA GARAGE - LEVEL 08
Scale: 3/32" = 1'-0"

Key Value	Keynote
SC-01	Reuse existing cable and pathway. Install new camera and mounting hardware. Repurpose existing camera at new location as per Security Device Schedule.
SC-02	Reuse existing cable and pathway. Install new camera and mounting hardware. Existing camera to be turned over to Tarrant County.
SC-03	Reuse existing cable and pathway. Install repurposed camera and mounting hardware as per Security Device Schedule. Existing camera to be turned over to Tarrant County.
SC-04	Install new camera and mounting hardware.
SC-05	Relocate existing camera. Reuse existing cable and pathway.
SC-06	Relocate existing camera to new location as per Security Device Schedule. Install new pathway and cable.
SC-07	Camera to be relocated to new location as per Security Device Schedule. Remove camera, install blank cover over back box.
SC-09	Reuse existing cable and pathway, extending as required to reach adjusted camera position. Install new camera and mounting hardware. Repurpose existing camera at new location as per Security Device Schedule.
SC-10	Reuse existing cable and pathway, extending as required to reach adjusted camera position. Install new camera and mounting hardware. Existing camera to be turned over to Tarrant County.

GENERAL NOTES

REVISIONS	DENOTED BY



architects / planners / interiors

200 Bailey Ave., Suite 200
Fort Worth, Texas 76107
817.921.5928
817.302.0692 fax



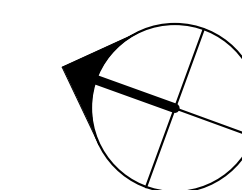
VIDEO SURVEILLANCE SYSTEMS
IDIBRI
15508 WRIGHT BROTHERS DRIVE
ADDISON, TEXAS 75001
972.239.1505

TARRANT COUNTY
SECURITY UPGRADES AT
VARIOUS COUNTY LOCATIONS
PHASE III
TARRANT COUNTY, TEXAS

PROJECT #: 20012-00	MANAGER: Idibri
ISSUED FOR: 100% CD	DRAFTER: Idibri
ISSUE DATE: 4/25/2022	CHECKED: Idibri

PLAZA GARAGE VIDEO SURVEILLANCE - LEVEL 08

SHEET
SC11-8
OF 82 SHEETS
Copyright © 2020 Hahnfeld Hoffer Stanford



PLAZA GARAGE

SECURITY UPGRADES AT CALHOUN GARAGE PHASE III TARRANT COUNTY, TEXAS

KEYED NOTES



architects / planners / interiors

200 Bailey Ave., Suite 200
Fort Worth, Texas 76107
817.921.5928
817.302.0692 fax



VIDEO SURVEILLANCE SYSTEMS

IDIBRI
15508 WRIGHT BROTHERS DRIVE
ADDISON, TEXAS 75001
972.239.1505

GENERAL NOTES

TARRANT COUNTY
SECURITY UPGRADES AT
VARIOUS COUNTY LOCATIONS
PHASE III
TARRANT COUNTY, TEXAS

REVISIONS DENOTED BY

PROJECT #: 20012-00 MANAGER: idibri
ISSUED FOR: 100% CD DRAFTER: idibri
ISSUE DATE: 4/25/2022 CHECKED: idibri

COVER SHEET -
CALHOUN GARAGE

SHEET

G0-12

OF 82 SHEETS

CALHOUN GARAGE



Key Value	Keynote
SC-01	Reuse existing cable and pathway. Install new camera and mounting hardware. Repurpose existing camera at new location as per Security Device Schedule.
SC-02	Reuse existing cable and pathway. Install new camera and mounting hardware. Existing camera to be turned over to Tarrant County.
SC-03	Reuse existing cable and pathway. Install repurposed camera and mounting hardware as per Security Device Schedule. Existing camera to be turned over to Tarrant County.
SC-04	Install new camera and mounting hardware.
SC-05	Relocate existing camera. Reuse existing cable and pathway.
SC-06	Relocate existing camera to new location as per Security Device Schedule. Install new pathway and cable.
SC-07	Camera to be relocated to new location as per Security Device Schedule. Remove camera, install blank cover over back box.
SC-09	Reuse existing cable and pathway, extending as required to reach adjusted camera position. Install new camera and mounting hardware. Repurpose existing camera at new location as per Security Device Schedule.
SC-10	Reuse existing cable and pathway, extending as required to reach adjusted camera position. Install new camera and mounting hardware. Existing camera to be turned over to Tarrant County.

GENERAL NOTES

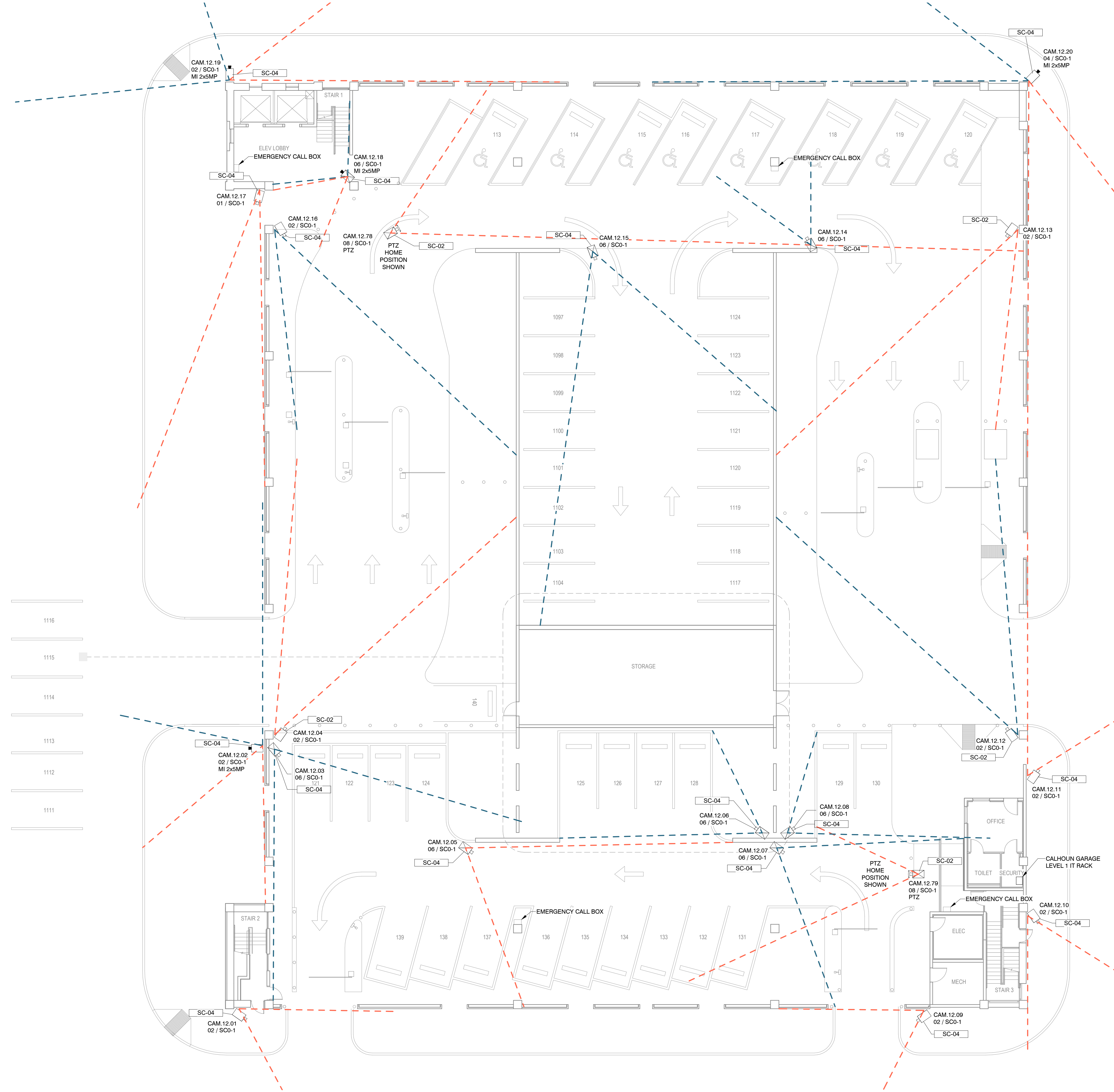
REVISIONS	DENOTED BY

TARRANT COUNTY
SECURITY UPGRADES AT
VARIOUS COUNTY LOCATIONS
PHASE III
TARRANT COUNTY, TEXAS

PROJECT #: 20012-00	MANAGER: Idibri
ISSUED FOR: 100% CD	DRAFTER: Idibri
ISSUE DATE: 4/25/2022	CHECKED: Idibri

CALHOUN GARAGE
VIDEO SURVEILLANCE -
LEVEL 01

SHEET
SC12-1
OF 82 SHEETS
Copyright © 2020 Hahnfeld Hoffer Stanford



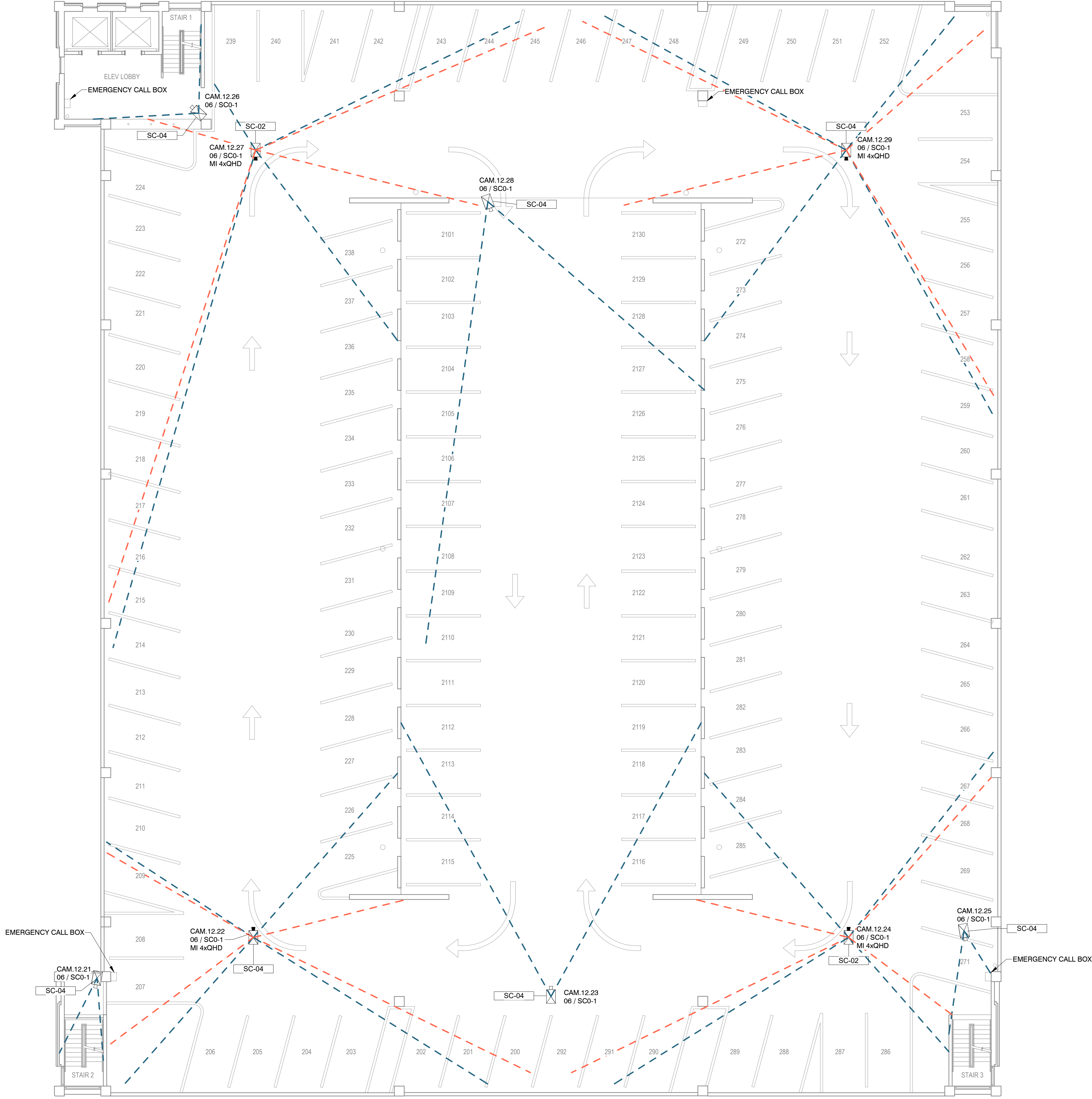
1 CALHOUN GARAGE - LEVEL 01
Scale: 3/32" = 1'-0"

CALHOUN GARAGE

C:\Users\lavin\Revit\Local Files\TCSU_SC_R19_rcklawa216.rvt
4/22/2022 6:02:36 PM



Key Value	Keynote
SC-01	Reuse existing cable and pathway. Install new camera and mounting hardware. Repurpose existing camera at new location as per Security Device Schedule.
SC-02	Reuse existing cable and pathway. Install new camera and mounting hardware. Existing camera to be turned over to Tarrant County.
SC-03	Reuse existing cable and pathway. Install repurposed camera and mounting hardware as per Security Device Schedule. Existing camera to be turned over to Tarrant County.
SC-04	Install new camera and mounting hardware.
SC-05	Relocate existing camera. Reuse existing cable and pathway.
SC-06	Relocate existing camera to new location as per Security Device Schedule. Install new pathway and cable.
SC-07	Camera to be relocated to new location as per Security Device Schedule. Remove camera. Install blank cover over back box.
SC-09	Reuse existing cable and pathway, extending as required to reach adjusted camera position. Install new camera and mounting hardware. Repurpose existing camera at new location as per Security Device Schedule.
SC-10	Reuse existing cable and pathway, extending as required to reach adjusted camera position. Install new camera and mounting hardware. Existing camera to be turned over to Tarrant County.



GENERAL NOTES

REVISIONS

NO.	REVISION	DATE	BY	CHECKED

TARRANT COUNTY
SECURITY UPGRADES AT
VARIOUS COUNTY LOCATIONS
PHASE III
TARRANT COUNTY, TEXAS

PROJECT #:	20012-00	MANAGER:	Idibri
ISSUED FOR:	100% CD	DRAFTER:	Idibri
ISSUE DATE:	4/25/2022	CHECKED:	Idibri

CALHOUN GARAGE
VIDEO SURVEILLANCE -
LEVEL 02

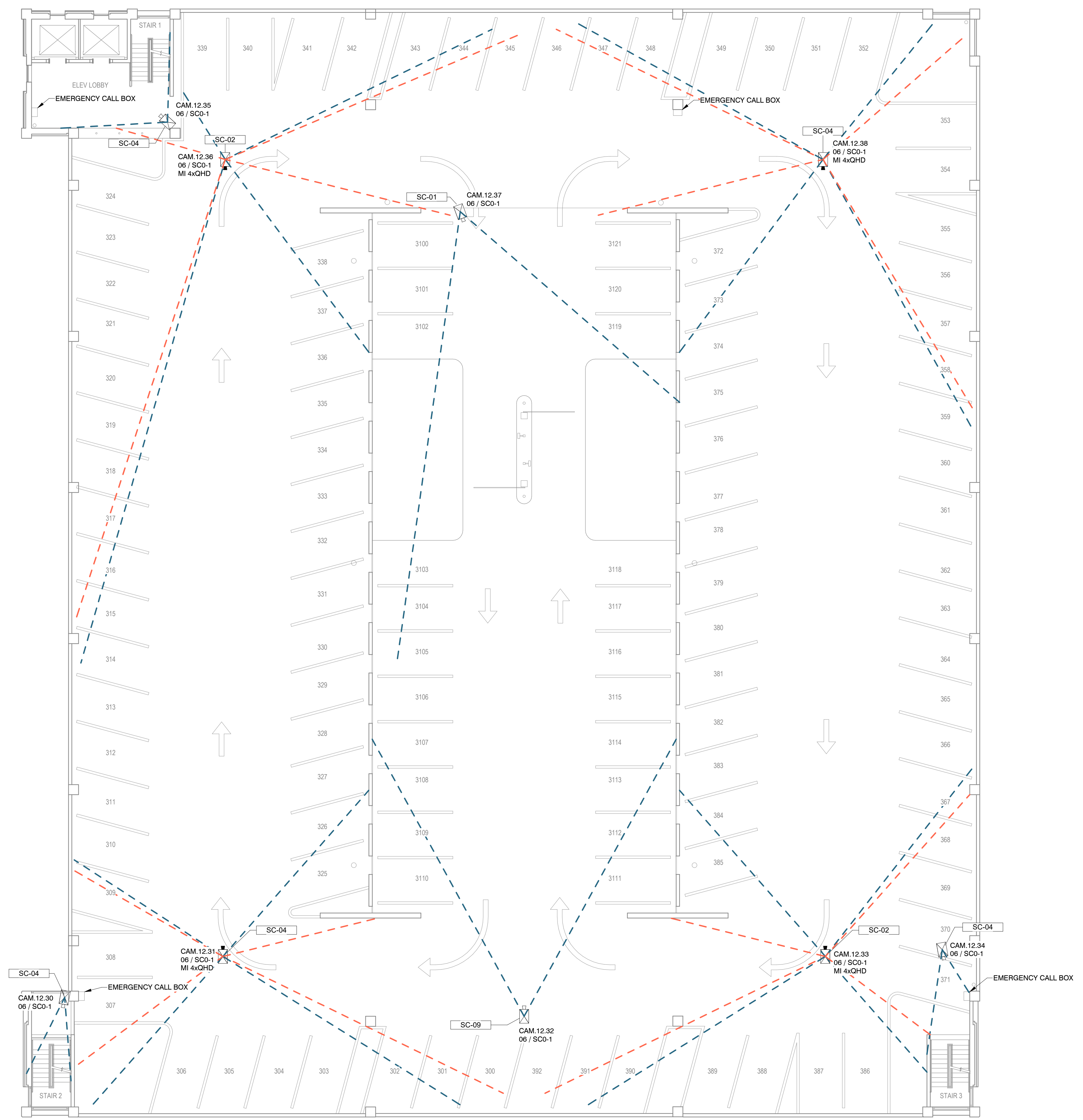
SHEET
SC12-2
OF 82 SHEETS
Copyright © 2020 Hahnfeld Hoffer Stanford

CALHOUN GARAGE - LEVEL 02

Scale: 3/32" = 1'-0"

CALHOUN GARAGE

C:\Users\lavin\Revit\Local Files\TCSU_SC_R19_rcklawa216.rvt
4/22/2022 6:02:37 PM



Key Value	Keynote
SC-01	Reuse existing cable and pathway. Install new camera and mounting hardware. Repurpose existing camera at new location as per Security Device Schedule.
SC-02	Reuse existing cable and pathway. Install new camera and mounting hardware. Existing camera to be turned over to Tarrant County.
SC-03	Reuse existing cable and pathway. Install repurposed camera and mounting hardware as per Security Device Schedule. Existing camera to be turned over to Tarrant County.
SC-04	Install new camera and mounting hardware.
SC-05	Relocate existing camera. Reuse existing cable and pathway.
SC-06	Relocate existing camera to new location as per Security Device Schedule. Install new pathway and cable.
SC-07	Camera to be relocated to new location as per Security Device Schedule. Remove camera. Install blank cover over back box.
SC-09	Reuse existing cable and pathway, extending as required to reach adjusted camera position. Install new camera and mounting hardware. Repurpose existing camera at new location as per Security Device Schedule.
SC-10	Reuse existing cable and pathway, extending as required to reach adjusted camera position. Install new camera and mounting hardware. Existing camera to be turned over to Tarrant County.

GENERAL NOTES

REVISIONS	DENOTED BY

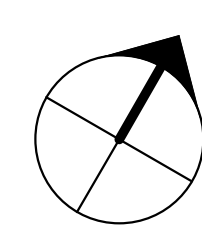
PROJECT #: 20012-00	MANAGER: Idibri
ISSUED FOR: 100% CD	DRAFTER: Idibri
ISSUE DATE: 4/25/2022	CHECKED: Idibri

**CALHOUN GARAGE
VIDEO SURVEILLANCE -
LEVEL 03**

SHEET
SC12-3
OF 82 SHEETS
Copyright © 2020 Hahnfeld Hoffer Stanford

CALHOUN GARAGE - LEVEL 03

Scale: 3/32" = 1'-0"



CALHOUN GARAGE

C:\Users\lavin\Revit\Local Files\TCSU_SC_R19_rcklawa216.rvt
4/22/2022 6:02:39 PM



Key Value	Keynote
SC-01	Reuse existing cable and pathway. Install new camera and mounting hardware. Repurpose existing camera at new location as per Security Device Schedule.
SC-02	Reuse existing cable and pathway. Install new camera and mounting hardware. Existing camera to be turned over to Tarrant County.
SC-03	Reuse existing cable and pathway. Install repurposed camera and mounting hardware as per Security Device Schedule. Existing camera to be turned over to Tarrant County.
SC-04	Install new camera and mounting hardware.
SC-05	Relocate existing camera. Reuse existing cable and pathway.
SC-06	Relocate existing camera to new location as per Security Device Schedule. Install new pathway and cable.
SC-07	Camera to be relocated to new location as per Security Device Schedule. Remove camera. Install blank cover over back box.
SC-08	Reuse existing cable and pathway. extending as required to reach adjusted camera position. Install new camera and mounting hardware. Repurpose existing camera at new location as per Security Device Schedule.
SC-10	Reuse existing cable and pathway, extending as required to reach adjusted camera position. Install new camera and mounting hardware. Existing camera to be turned over to Tarrant County.

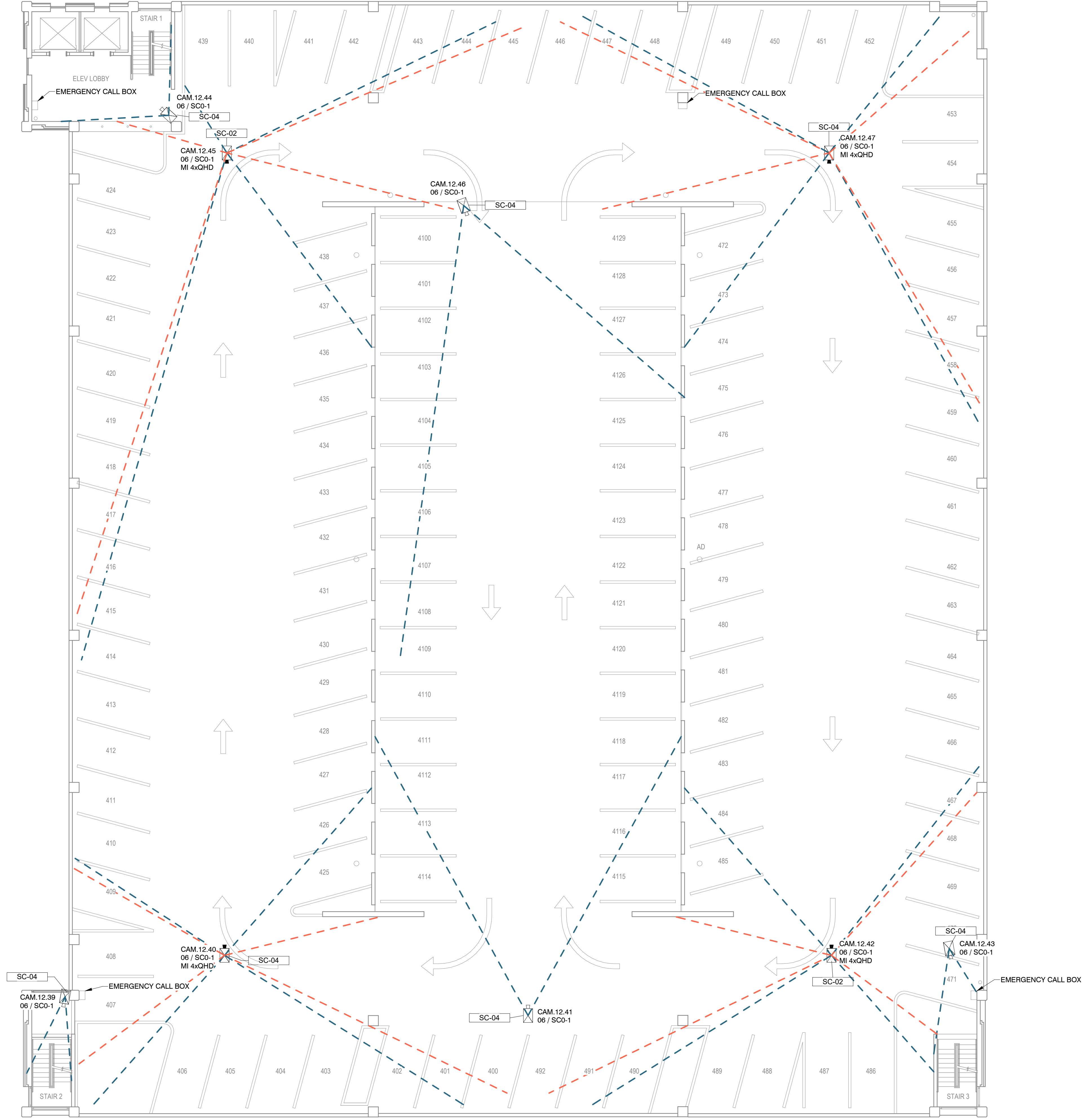
GENERAL NOTES

REVISIONS	DENOTED BY

PROJECT #: 20012-00	MANAGER: idibr
ISSUED FOR: 100% CD	DRAFTER: idibr
ISSUE DATE: 4/25/2022	CHECKED: idibr

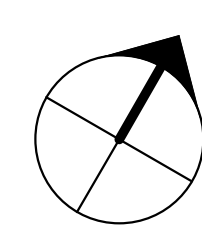
**CALHOUN GARAGE
VIDEO SURVEILLANCE -
LEVEL 04**

SHEET
SC12-4
OF 82 SHEETS
Copyright © 2020 Hahnfeld Hoffer Stanford



CALHOUN GARAGE - LEVEL 04

Scale: 3/32" = 1'-0"

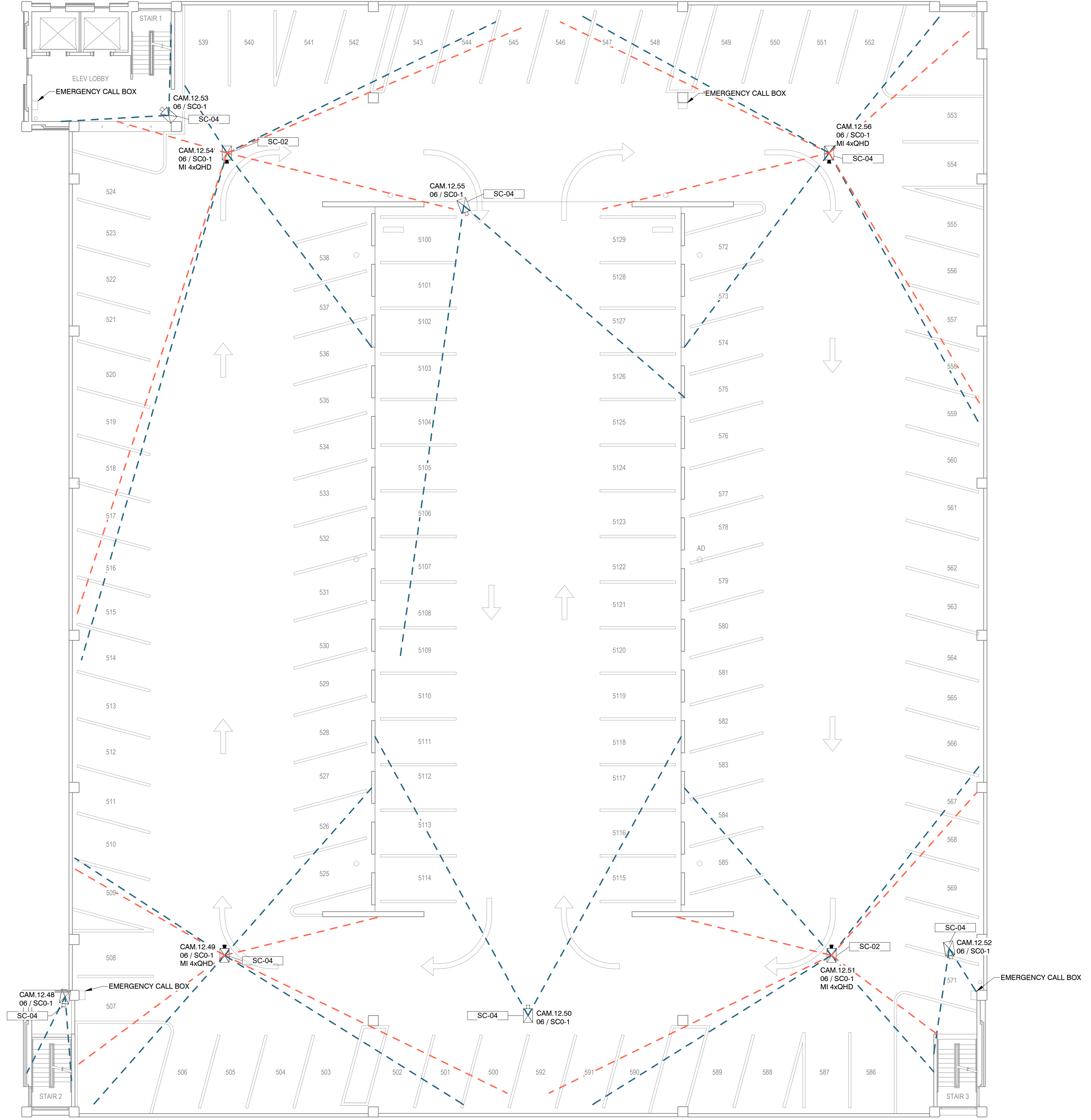


CALHOUN GARAGE

C:\Users\lavin\Revit\Local Files\TCSU_SC_R19_rcklawa216.rvt
4/22/2022 6:02:40 PM



Key Value	Keynote
SC-01	Reuse existing cable and pathway. Install new camera and mounting hardware. Repurpose existing camera at new location as per Security Device Schedule.
SC-02	Reuse existing cable and pathway. Install new camera and mounting hardware. Existing camera to be turned over to Tarrant County.
SC-03	Reuse existing cable and pathway. Install repurposed camera and mounting hardware as per Security Device Schedule. Existing camera to be turned over to Tarrant County.
SC-04	Install new camera and mounting hardware.
SC-05	Relocate existing camera. Reuse existing cable and pathway.
SC-06	Relocate existing camera to new location as per Security Device Schedule. Install new pathway and cable.
SC-07	Camera to be relocated to new location as per Security Device Schedule. Remove camera. Install blank cover over back box.
SC-09	Reuse existing cable and pathway, extending as required to reach adjusted camera position. Install new camera and mounting hardware. Repurpose existing camera at new location as per Security Device Schedule.
SC-10	Reuse existing cable and pathway, extending as required to reach adjusted camera position. Install new camera and mounting hardware. Existing camera to be turned over to Tarrant County.



GENERAL NOTES

REVISIONS	NOTED BY	DATE

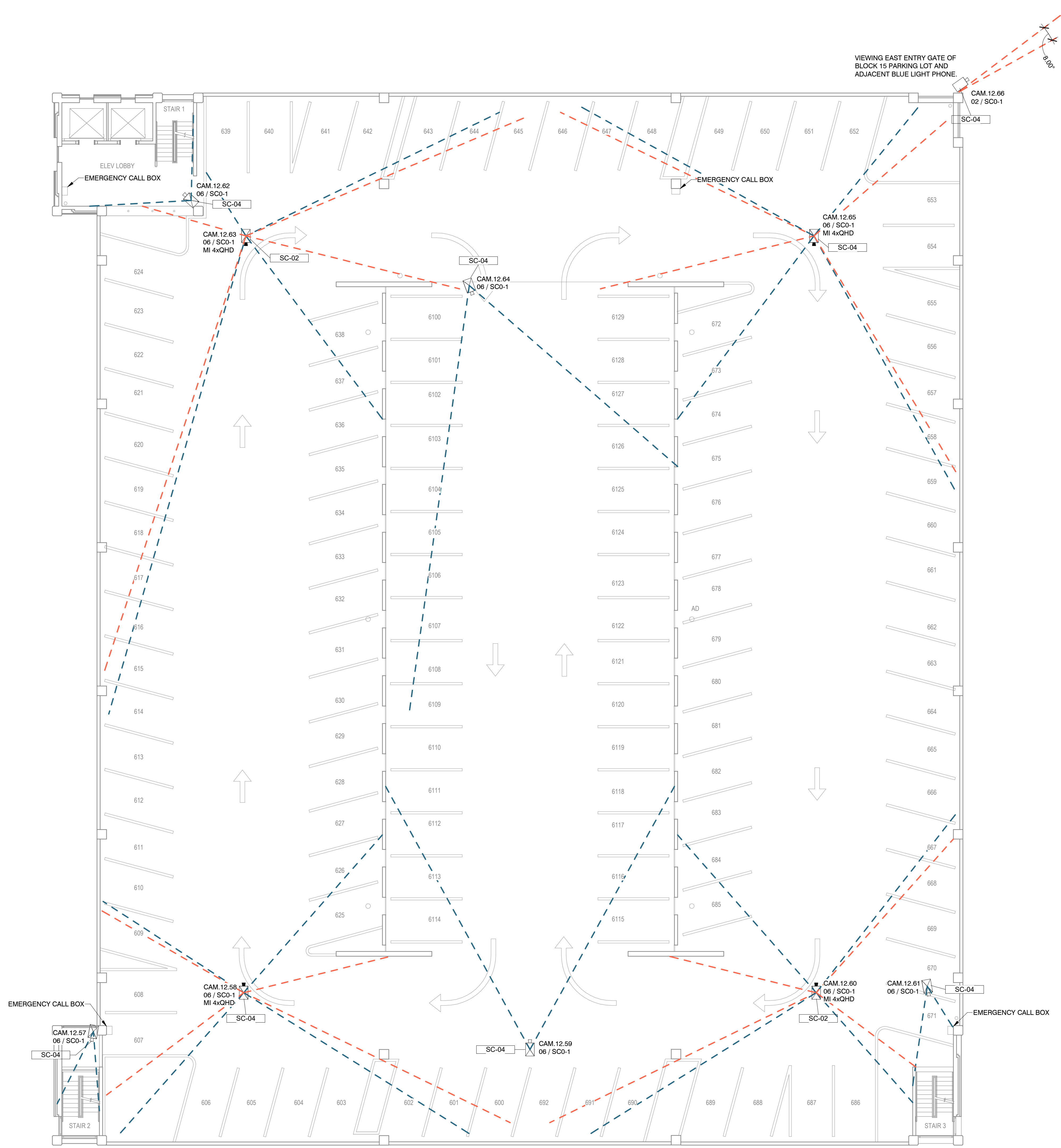
TARRANT COUNTY
SECURITY UPGRADES AT
VARIOUS COUNTY LOCATIONS
PHASE III
TARRANT COUNTY, TEXAS

PROJECT #:	20012-00	MANAGER:	Idibri
ISSUED FOR:	100% CD	DRAFTER:	Idibri
ISSUE DATE:	4/25/2022	CHECKED:	Idibri

CALHOUN GARAGE
VIDEO SURVEILLANCE -
LEVEL 05

CALHOUN GARAGE - LEVEL 05
Scale: 3/32" = 1'-0"

C:\Users\lavin\Revit\Local Files\HLS\TCSU_SC_R19_rcklawa216.rvt
4/22/2022 6:02:41 PM



Key Value	Keynote
SC-01	Reuse existing cable and pathway. Install new camera and mounting hardware. Repurpose existing camera at new location as per Security Device Schedule.
SC-02	Reuse existing cable and pathway. Install new camera and mounting hardware. Existing camera to be turned over to Tarrant County.
SC-03	Reuse existing cable and pathway. Install repurposed camera and mounting hardware as per Security Device Schedule. Existing camera to be turned over to Tarrant County.
SC-04	Install new camera and mounting hardware.
SC-05	Relocate existing camera. Reuse existing cable and pathway.
SC-06	Relocate existing camera to new location as per Security Device Schedule. Install new pathway and cable.
SC-07	Camera to be relocated to new location as per Security Device Schedule. Remove camera. Install blank cover over back box.
SC-09	Reuse existing cable and pathway, extending as required to reach adjusted camera position. Install new camera and mounting hardware. Repurpose existing camera at new location as per Security Device Schedule.
SC-10	Reuse existing cable and pathway, extending as required to reach adjusted camera position. Install new camera and mounting hardware. Existing camera to be turned over to Tarrant County.

GENERAL NOTES

REVISIONS	NOTED BY	DATE

**TARRANT COUNTY
SECURITY UPGRADES AT
VARIOUS COUNTY LOCATIONS
PHASE III
TARRANT COUNTY, TEXAS**

PROJECT #: 20012-00	MANAGER: Idibri
ISSUED FOR: 100% CD	DRAFTER: Idibri
ISSUE DATE: 4/25/2022	CHECKED: Idibri

**CALHOUN GARAGE
VIDEO SURVEILLANCE -
LEVEL 06**

C:\Users\lavin\Revit\Local Files\TCSU_SC_R19_rcklawa216.rvt
4/22/2022 6:02:43 PM

SECURITY UPGRADES AT TAYLOR GARAGE PHASE III TARRANT COUNTY, TEXAS

KEYED NOTES



architects / planners / interiors

200 Bailey Ave., Suite 200
Fort Worth, Texas 76107
817.921.5928
817.302.0692 fax



VIDEO SURVEILLANCE SYSTEMS
IDIBRI
15508 WRIGHT BROTHERS DRIVE
ADDISON, TEXAS 75001
972.239.1505

GENERAL NOTES

TARRANT COUNTY
SECURITY UPGRADES AT
VARIOUS COUNTY LOCATIONS
PHASE III
TARRANT COUNTY, TEXAS

REVISIONS DENOTED BY

PROJECT #: 20012-00 MANAGER: idibri
ISSUED FOR: 100% CD DRAFTER: idibri
ISSUE DATE: 4/25/2022 CHECKED: idibri

COVER SHEET -
TAYLOR GARAGE

SHEET

G0-13
OF 82 SHEETS

TAYLOR GARAGE

C:\Users\havin\Revit\Local Files\TCSU_SC_R19_rcklawa216.rvt
4/24/2022 3:30:57 PM



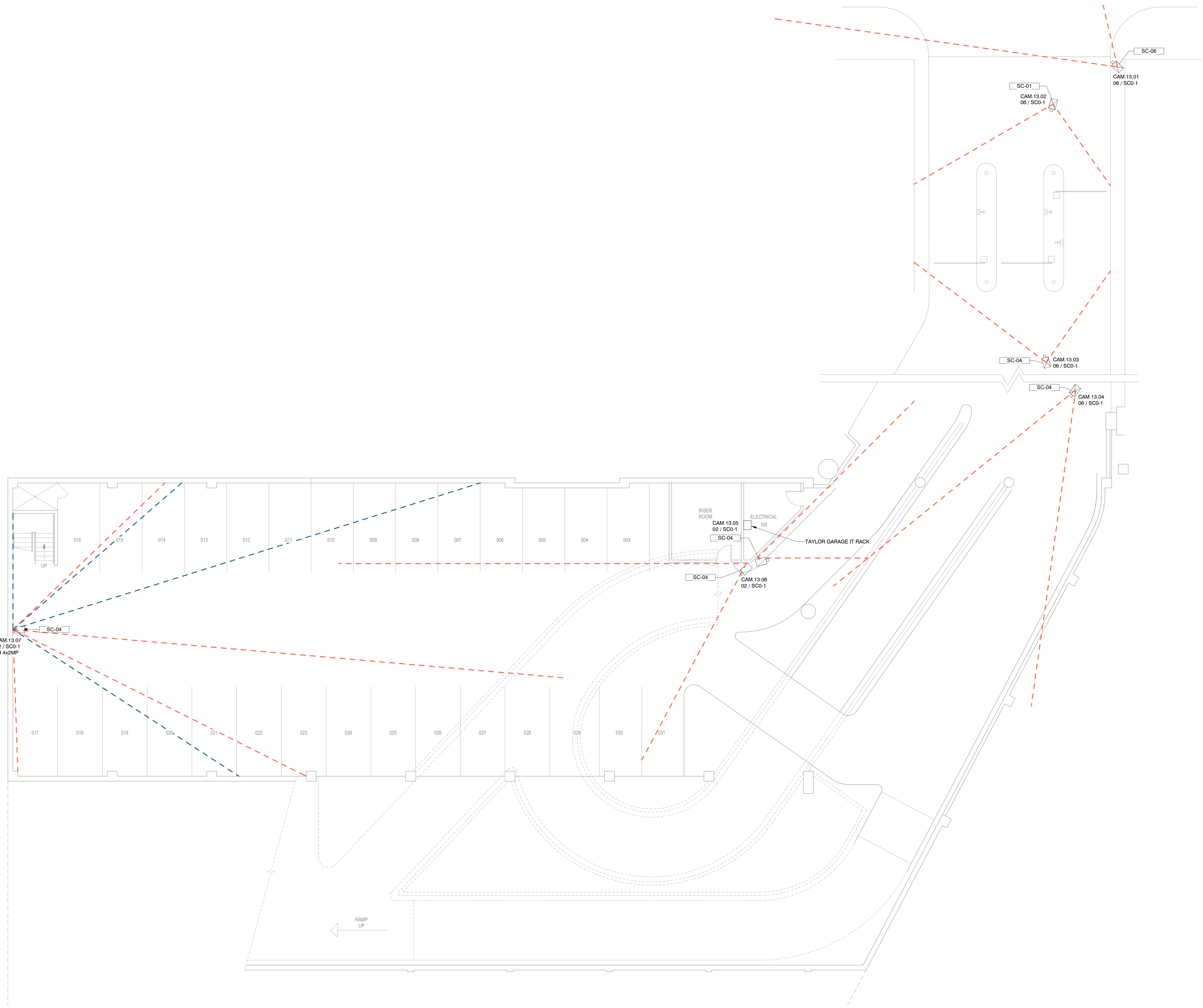
Key Value	Keynote
SC-01	Reuse existing cable and pathway. Install new camera and mounting hardware. Repurpose existing camera at new location as per Security Device Schedule.
SC-02	Reuse existing cable and pathway. Install new camera and mounting hardware. Existing camera to be turned over to Tarrant County.
SC-03	Reuse existing cable and pathway. Install repurposed camera and mounting hardware as per Security Device Schedule. Existing camera to be turned over to Tarrant County.
SC-04	Install new camera and mounting hardware.
SC-05	Relocate existing camera. Reuse existing cable and pathway.
SC-06	Relocate existing camera to new location as per Security Device Schedule. Install new pathway and cable.
SC-07	Camera to be relocated to new location as per Security Device Schedule. Remove camera, install blank cover over back box.
SC-09	Reuse existing cable and pathway, extending as required to reach adjusted camera position. Install new camera and mounting hardware. Repurpose existing camera at new location as per Security Device Schedule.
SC-10	Reuse existing cable and pathway, extending as required to reach adjusted camera position. Install new camera and mounting hardware. Existing camera to be turned over to Tarrant County.

GENERAL NOTES

REVISIONS	DENOTED BY

PROJECT #: 20012-00	MANAGER: Idibri
ISSUED FOR: 100% CD	DRAFTER: Idibri
ISSUE DATE: 4/25/2022	CHECKED: Idibri

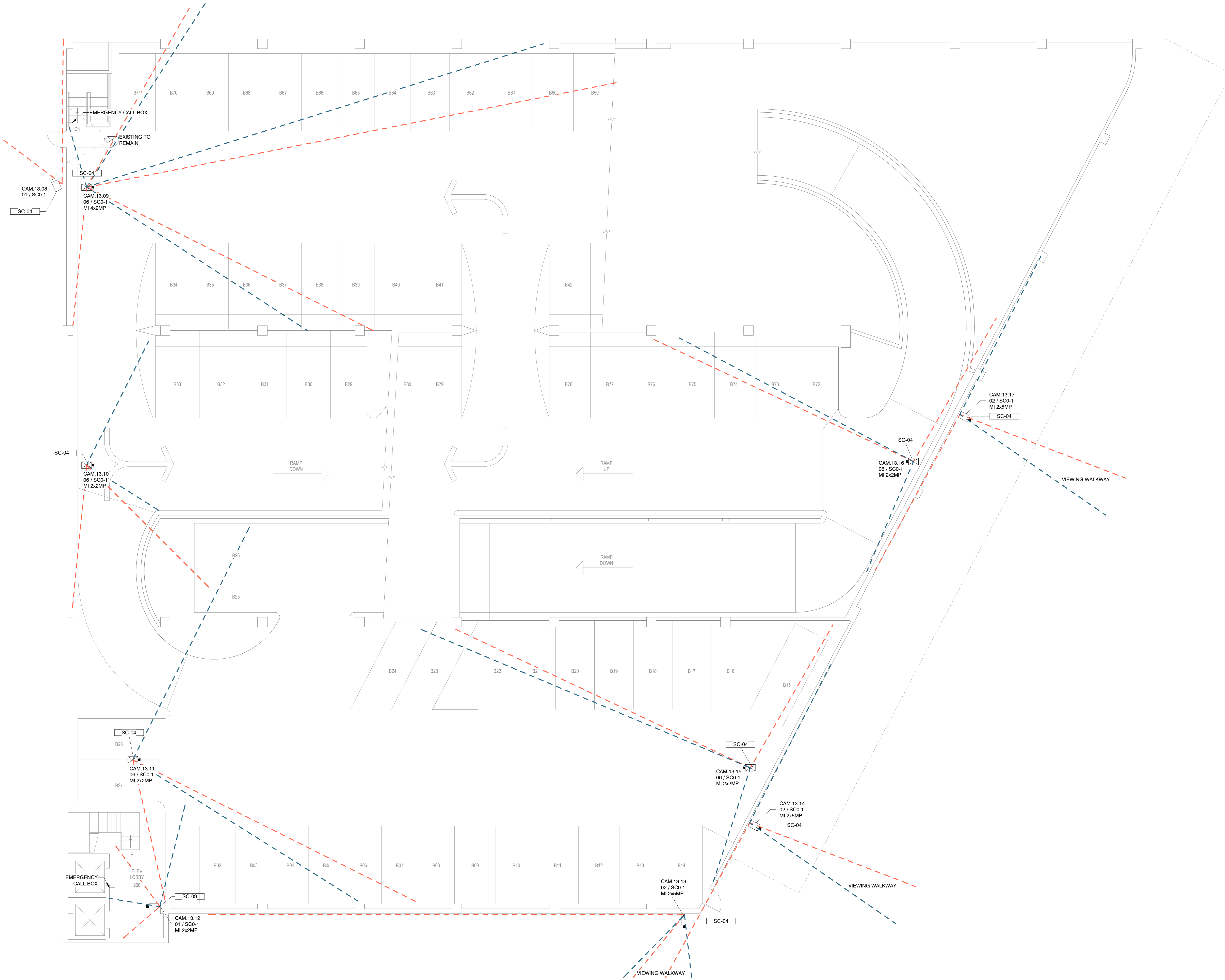
TAYLOR GARAGE
VIDEO SURVEILLANCE -
LEVEL 0



TAYLOR GARAGE - LEVEL 0
Scale: 1/8" = 1'-0"

C:\Users\lavin\Revit\Local Files\TCSU_SC_R19_rck\lavin216.rvt
4/22/2022 6:02:46 PM

C:\Users\lavin\Revit\Local Files\TCSU_SC_R19_rcklawa216.rvt
4/22/2022 6:02:47 PM



1 TAYLOR GARAGE - LEVEL B
Scale: 1/8" = 1'-0"

Key Value	Keynote
SC-01	Reuse existing cable and pathway. Install new camera and mounting hardware. Repurpose existing camera at new location as per Security Device Schedule.
SC-02	Reuse existing cable and pathway. Install new camera and mounting hardware. Existing camera to be turned over to Tarrant County.
SC-03	Reuse existing cable and pathway. Install repurposed camera and mounting hardware as per Security Device Schedule. Existing camera to be turned over to Tarrant County.
SC-04	Install new camera and mounting hardware.
SC-05	Relocate existing camera. Reuse existing cable and pathway.
SC-06	Relocate existing camera to new location as per Security Device Schedule. Install new pathway and cable.
SC-07	Camera to be relocated to new location as per Security Device Schedule. Remove camera. Install blank cover over back box.
SC-08	Reuse existing cable and pathway. extending as required to reach adjusted camera position. Install new camera and mounting hardware. Repurpose existing camera at new location as per Security Device Schedule.
SC-10	Reuse existing cable and pathway, extending as required to reach adjusted camera position. Install new camera and mounting hardware. Existing camera to be turned over to Tarrant County.

GENERAL NOTES

REVISIONS	NOTED BY	DATE

Hahnfeld Hoffer Stanford
architects / planners / interiors

200 Bailey Ave., Suite 200
Fort Worth, Texas 76107
817.921.5928
817.302.0692 fax

VIDEO SURVEILLANCE SYSTEMS
IDIBRI
15508 WRIGHT BROTHERS DRIVE
ADDISON, TEXAS 75001
972.239.1505

TARRANT COUNTY
SECURITY UPGRADES AT
VARIOUS COUNTY LOCATIONS
PHASE III
TARRANT COUNTY, TEXAS

PROJECT #:	20012-00	MANAGER:	ldibri
ISSUED FOR:	100% CD	DRAFTER:	ldibri
ISSUE DATE:	4/25/2022	CHECKED:	ldibri

TAYLOR GARAGE
VIDEO SURVEILLANCE -
LEVEL B

SHEET
SC13-2
OF 82 SHEETS
Copyright © 2020 Hahnfeld Hoffer Stanford

TAYLOR GARAGE



Key Value	Keynote
SC-01	Reuse existing cable and pathway. Install new camera and mounting hardware. Repurpose existing camera at new location as per Security Device Schedule.
SC-02	Reuse existing cable and pathway. Install new camera and mounting hardware. Existing camera to be turned over to Tarrant County.
SC-03	Reuse existing cable and pathway. Install repurposed camera and mounting hardware as per Security Device Schedule. Existing camera to be turned over to Tarrant County.
SC-04	Install new camera and mounting hardware.
SC-05	Relocate existing camera. Reuse existing cable and pathway.
SC-06	Relocate existing camera to new location as per Security Device Schedule. Install new pathway and cable.
SC-07	Camera to be relocated to new location as per Security Device Schedule. Remove camera, install blank cover over back box.
SC-09	Reuse existing cable and pathway, extending as required to reach adjusted camera position. Install new camera and mounting hardware. Repurpose existing camera at new location as per Security Device Schedule.
SC-10	Reuse existing cable and pathway, extending as required to reach adjusted camera position. Install new camera and mounting hardware. Existing camera to be turned over to Tarrant County.

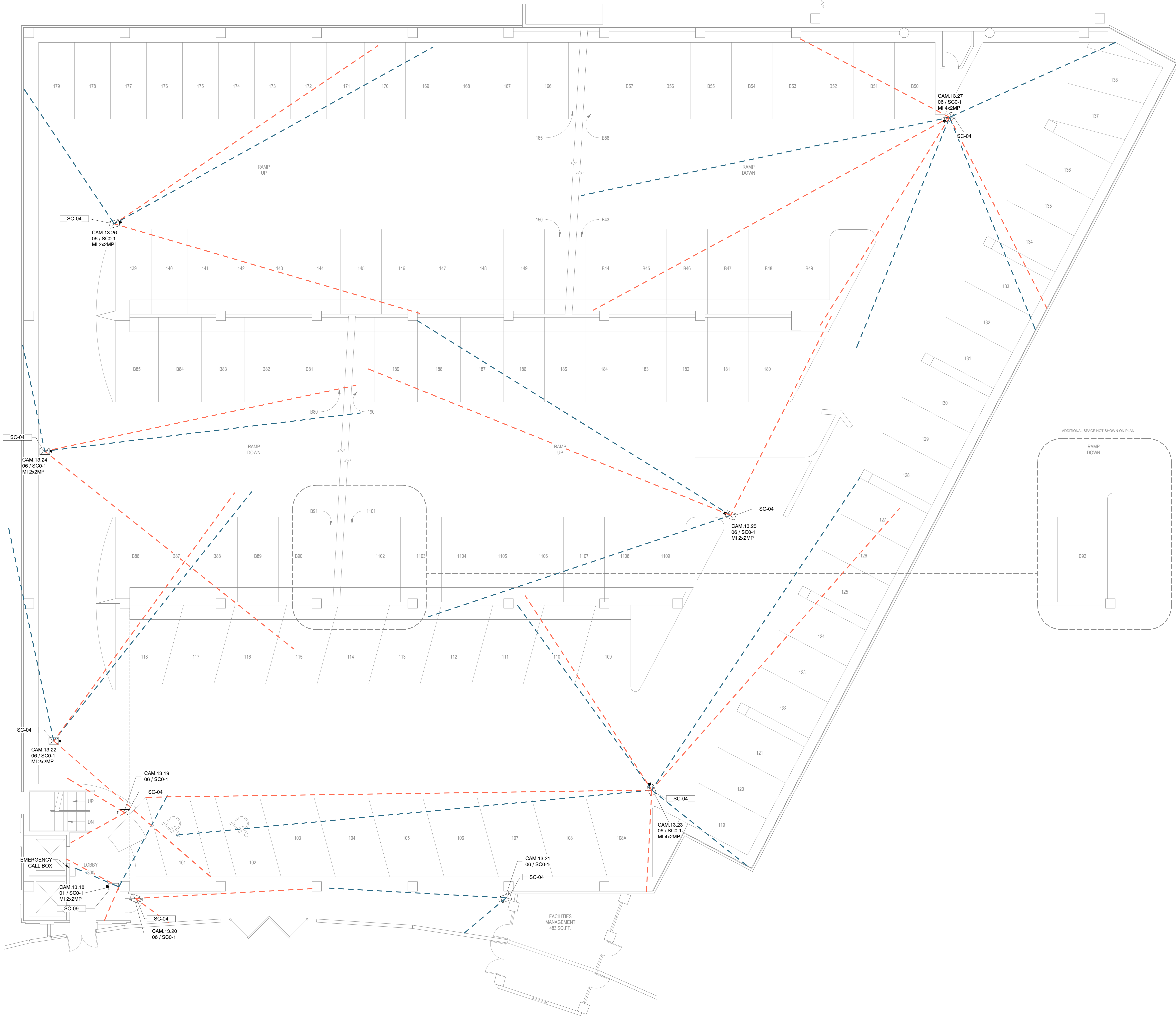
GENERAL NOTES

REVISIONS	DENOTED BY

PROJECT #: 20012-00	MANAGER: Idibri
ISSUED FOR: 100% CD	DRAFTER: Idibri
ISSUE DATE: 4/25/2022	CHECKED: Idibri

TAYLOR GARAGE
VIDEO SURVEILLANCE -
LEVEL 1

SHEET
SC13-3
OF 82 SHEETS
Copyright © 2020 Hahnfeld Hoffer Stanford



TAYLOR GARAGE - LEVEL 1

Scale: 1/8" = 1'-0"

TAYLOR GARAGE

C:\Users\lavin\Revit\Local Files\TCSU_SC_R19_rcklawa216.rvt
4/22/2022 6:02:49 PM



Key Value	Keynote
SC-01	Reuse existing cable and pathway. Install new camera and mounting hardware. Repurpose existing camera at new location as per Security Device Schedule.
SC-02	Reuse existing cable and pathway. Install new camera and mounting hardware. Existing camera to be turned over to Tarrant County.
SC-03	Reuse existing cable and pathway. Install repurposed camera and mounting hardware as per Security Device Schedule. Existing camera to be turned over to Tarrant County.
SC-04	Install new camera and mounting hardware.
SC-05	Relocate existing camera. Reuse existing cable and pathway.
SC-06	Relocate existing camera to new location as per Security Device Schedule. Install new pathway and cable.
SC-07	Camera to be relocated to new location as per Security Device Schedule. Remove camera, install blank cover over back box.
SC-09	Reuse existing cable and pathway, extending as required to reach adjusted camera position. Install new camera and mounting hardware. Repurpose existing camera at new location as per Security Device Schedule.
SC-10	Reuse existing cable and pathway, extending as required to reach adjusted camera position. Install new camera and mounting hardware. Existing camera to be turned over to Tarrant County.

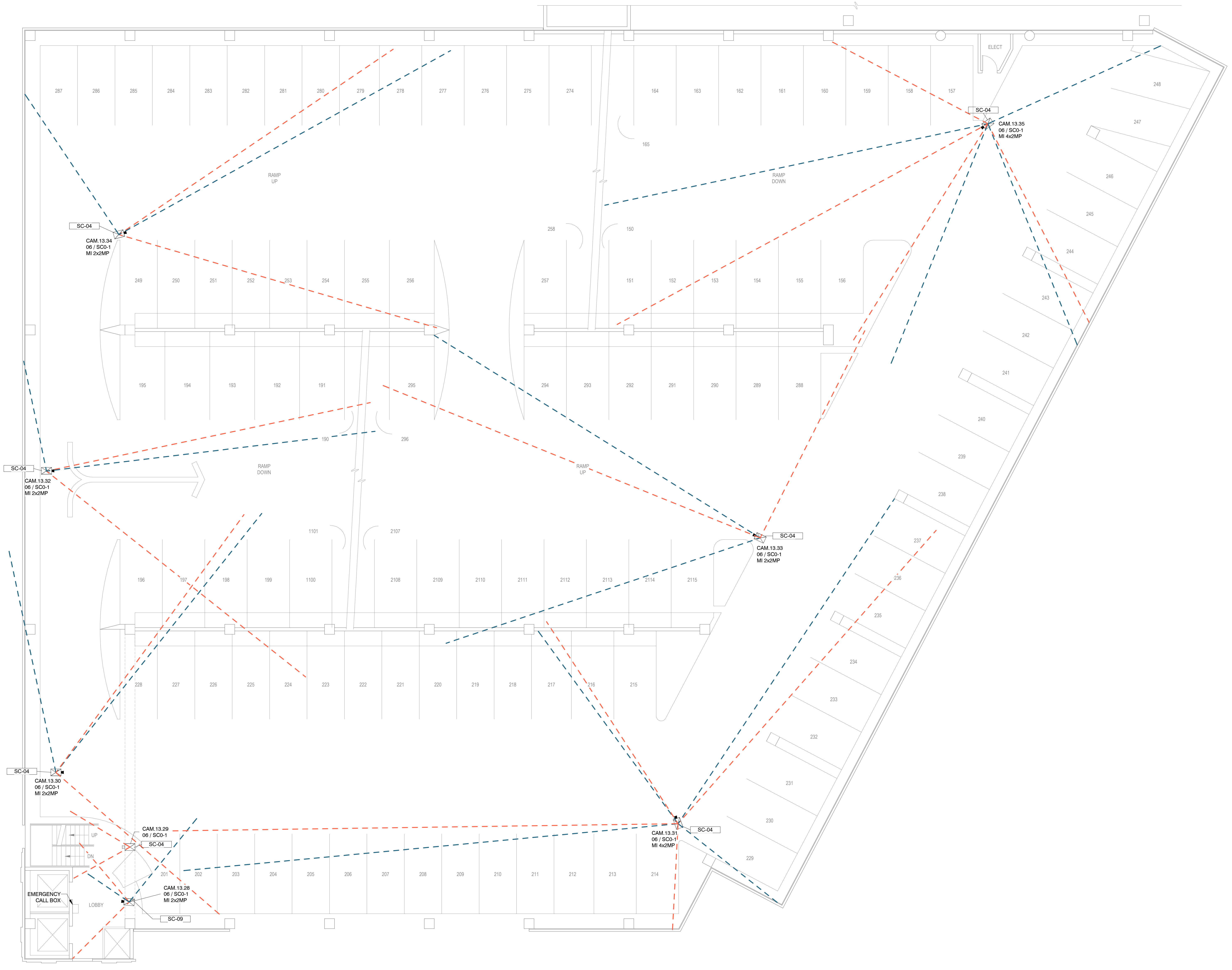
GENERAL NOTES

REVISIONS	DENOTED BY

PROJECT #:	20012-00	MANAGER:	Idibri
ISSUED FOR:	100% CD	DRAFTER:	Idibri
ISSUE DATE:	4/25/2022	CHECKED:	Idibri

TAYLOR GARAGE
VIDEO SURVEILLANCE -
LEVEL 2

SHEET
SC13-4
OF 82 SHEETS
Copyright © 2020 Hahnfeld Hoffer Stanford



TAYLOR GARAGE - LEVEL 2
Scale: 1/8" = 1'-0"

C:\Users\lavin\Revit\Local Files\TCSU_SC_R19_rcklawa216.rvt
4/22/2022 6:02:50 PM



Key Value	Keynote
SC-01	Reuse existing cable and pathway. Install new camera and mounting hardware. Repurpose existing camera at new location as per Security Device Schedule.
SC-02	Reuse existing cable and pathway. Install new camera and mounting hardware. Existing camera to be turned over to Tarrant County.
SC-03	Reuse existing cable and pathway. Install repurposed camera and mounting hardware as per Security Device Schedule. Existing camera to be turned over to Tarrant County.
SC-04	Install new camera and mounting hardware.
SC-05	Relocate existing camera. Reuse existing cable and pathway.
SC-06	Relocate existing camera to new location as per Security Device Schedule. Install new pathway and cable.
SC-07	Camera to be relocated to new location as per Security Device Schedule. Remove camera, install blank cover over back box.
SC-09	Reuse existing cable and pathway, extending as required to reach adjusted camera position. Install new camera and mounting hardware. Repurpose existing camera at new location as per Security Device Schedule.
SC-10	Reuse existing cable and pathway, extending as required to reach adjusted camera position. Install new camera and mounting hardware. Existing camera to be turned over to Tarrant County.

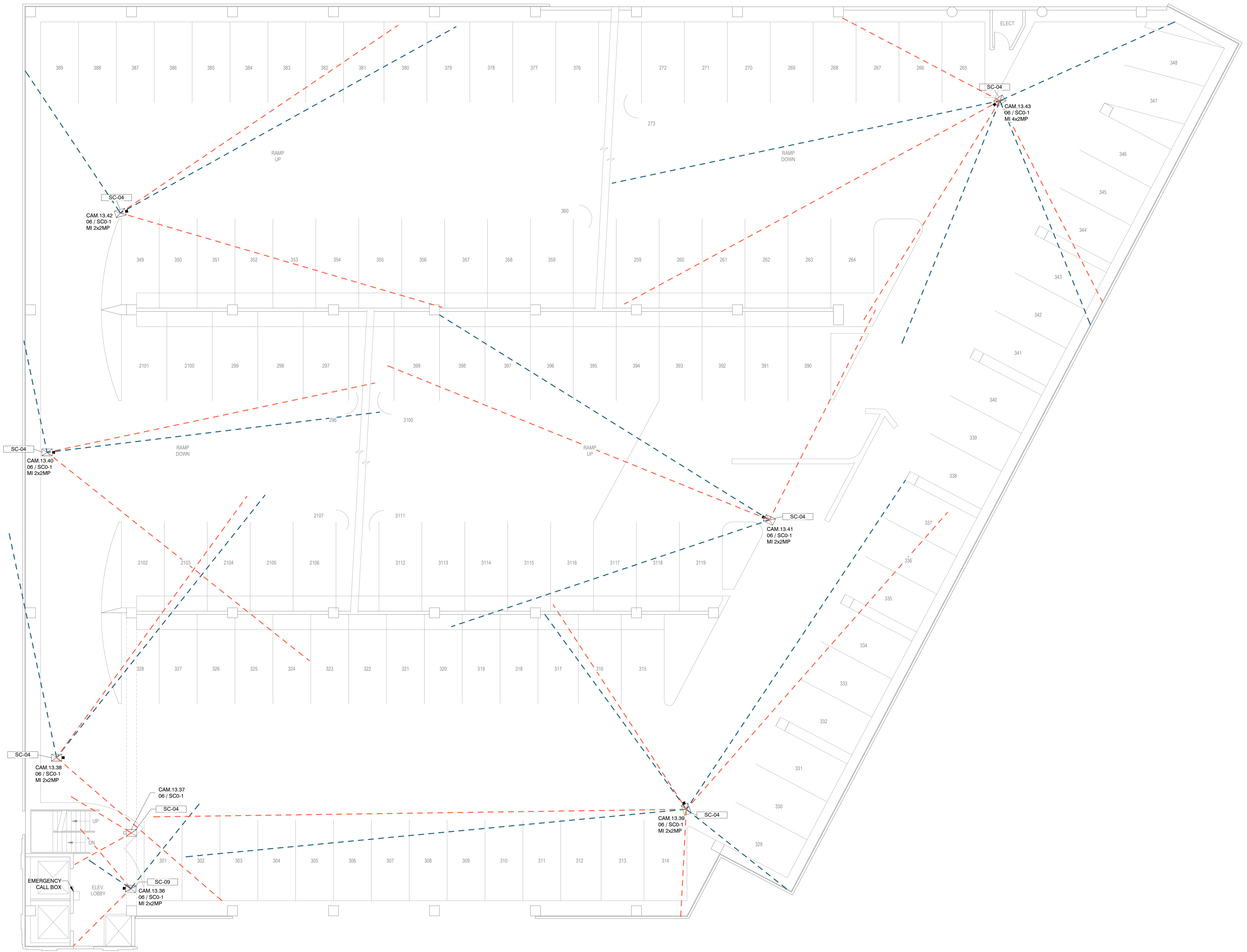
GENERAL NOTES

REVISIONS	DENOTED BY

PROJECT #:	20012-00	MANAGER:	Idibri
ISSUED FOR:	100% CD	DRAFTER:	Idibri
ISSUE DATE:	4/25/2022	CHECKED:	Idibri

TAYLOR GARAGE
VIDEO SURVEILLANCE -
LEVEL 3

SHEET
SC13-5
OF 82 SHEETS
Copyright © 2020 Hahnfeld Hoffer Stanford



TAYLOR GARAGE - LEVEL 3
Scale: 1/8" = 1'-0"

TAYLOR GARAGE

C:\Users\lavin\Revit\Local Files\HLS\TCSU_SC_R19_rcklawa216.rvt
4/22/2022 6:02:51 PM



Key Value	Keynote
SC-01	Reuse existing cable and pathway. Install new camera and mounting hardware. Repurpose existing camera at new location as per Security Device Schedule.
SC-02	Reuse existing cable and pathway. Install new camera and mounting hardware. Existing camera to be turned over to Tarrant County.
SC-03	Reuse existing cable and pathway. Install repurposed camera and mounting hardware as per Security Device Schedule. Existing camera to be turned over to Tarrant County.
SC-04	Install new camera and mounting hardware.
SC-05	Relocate existing camera. Reuse existing cable and pathway.
SC-06	Relocate existing camera to new location as per Security Device Schedule. Install new pathway and cable.
SC-07	Camera to be relocated to new location as per Security Device Schedule. Remove camera. Install blank cover over back box.
SC-09	Reuse existing cable and pathway, extending as required to reach adjusted camera position. Install new camera and mounting hardware. Repurpose existing camera at new location as per Security Device Schedule.
SC-10	Reuse existing cable and pathway, extending as required to reach adjusted camera position. Install new camera and mounting hardware. Existing camera to be turned over to Tarrant County.

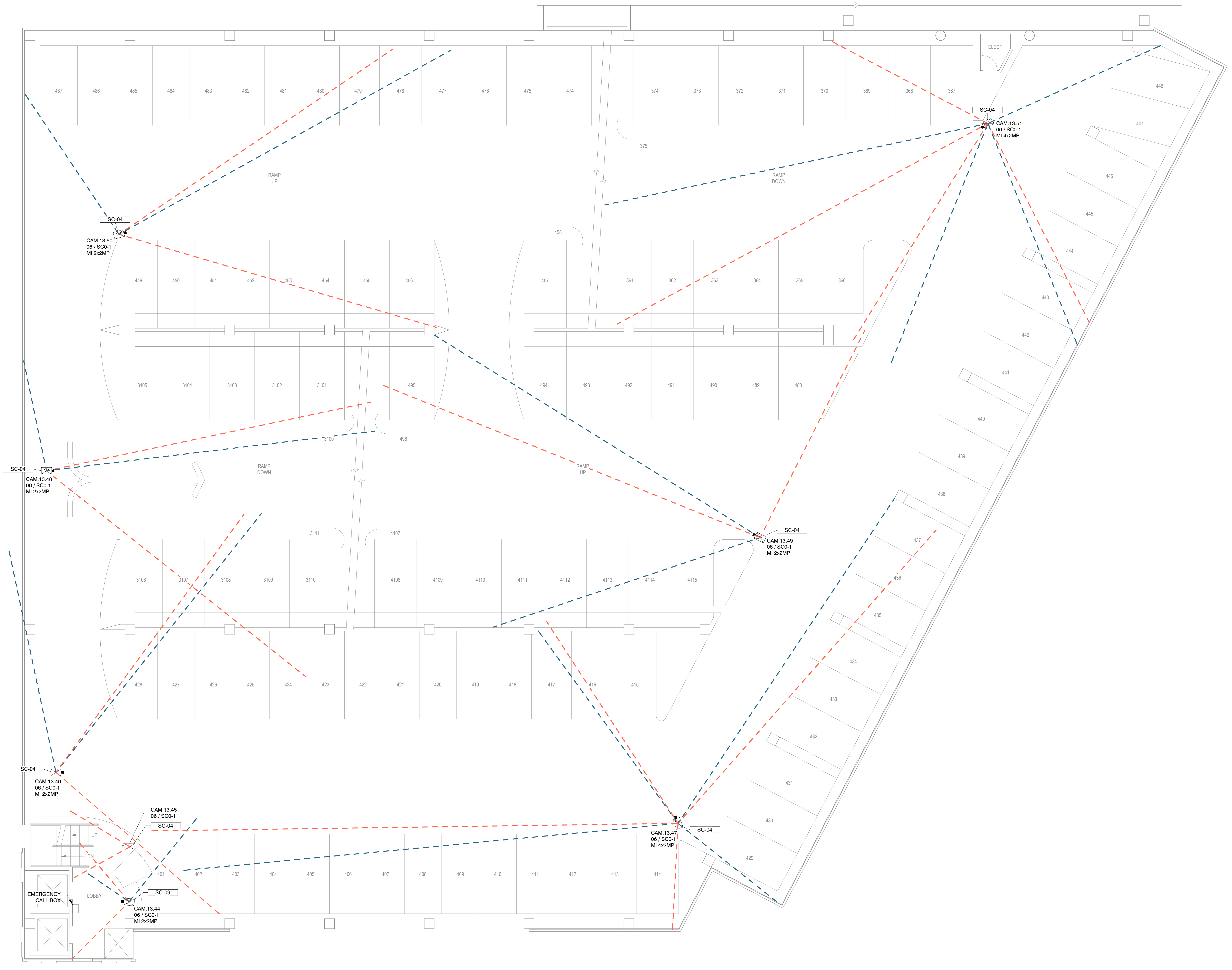
GENERAL NOTES

REVISIONS	DENOTED BY

PROJECT #: 20012-00	MANAGER: Idibri
ISSUED FOR: 100% CD	DRAFTER: Idibri
ISSUE DATE: 4/25/2022	CHECKED: Idibri

TAYLOR GARAGE
VIDEO SURVEILLANCE -
LEVEL 4

SHEET
SC13-6
OF 82 SHEETS
Copyright © 2020 Hahnfeld Hoffer Stanford



1 TAYLOR GARAGE - LEVEL 4
Scale: 1/8" = 1'-0"

C:\Users\javin\Revit\Local Files\TCSU_SC_R19_rcklawa216.rvt
4/22/2022 6:02:52 PM



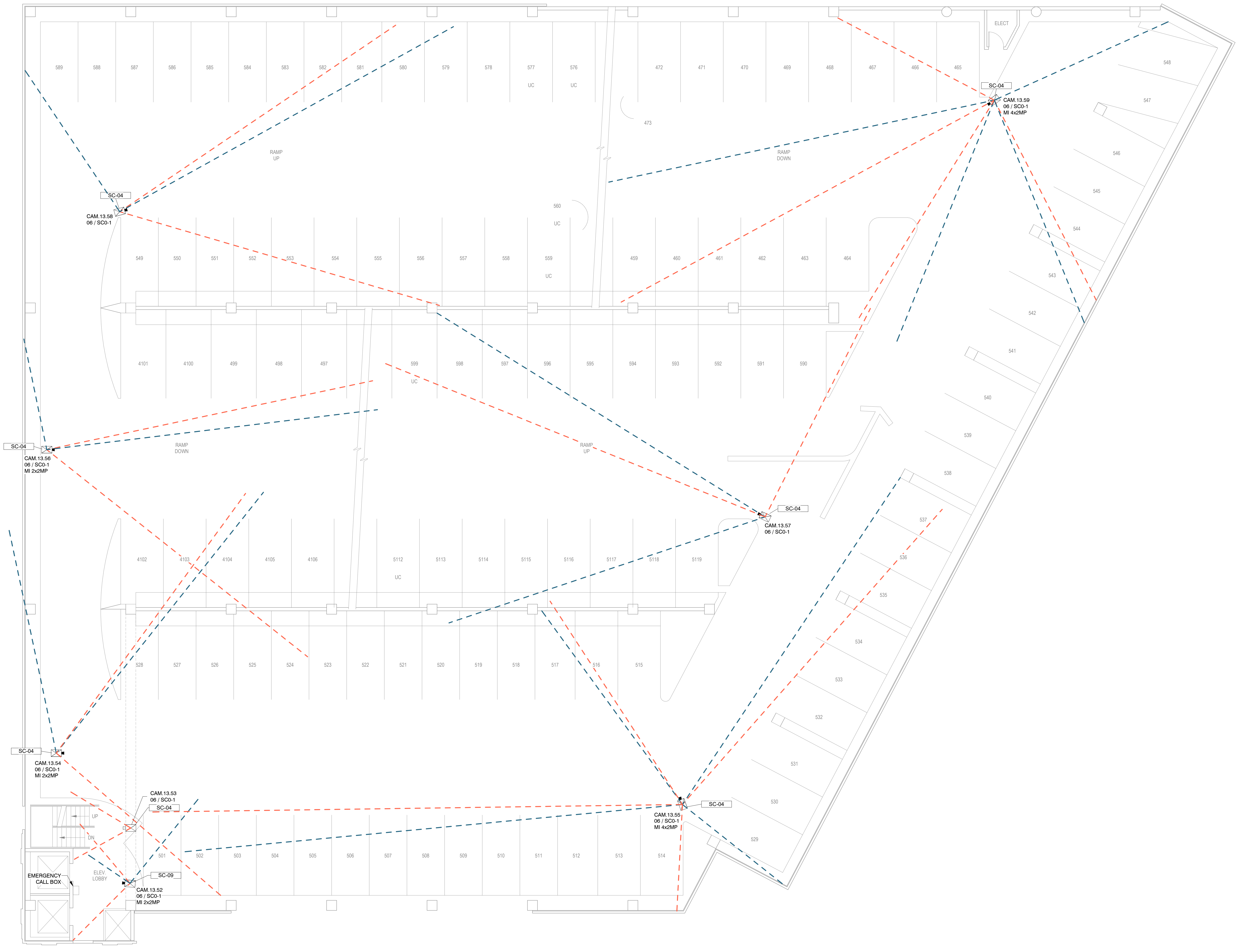
Key Value	Keynote
SC-01	Reuse existing cable and pathway. Install new camera and mounting hardware. Repurpose existing camera at new location as per Security Device Schedule.
SC-02	Reuse existing cable and pathway. Install new camera and mounting hardware. Existing camera to be turned over to Tarrant County.
SC-03	Reuse existing cable and pathway. Install repurposed camera and mounting hardware as per Security Device Schedule. Existing camera to be turned over to Tarrant County.
SC-04	Install new camera and mounting hardware.
SC-05	Relocate existing camera. Reuse existing cable and pathway.
SC-06	Relocate existing camera to new location as per Security Device Schedule. Install new pathway and cable.
SC-07	Camera to be relocated to new location as per Security Device Schedule. Remove camera. Install blank cover over back box.
SC-09	Reuse existing cable and pathway, extending as required to reach adjusted camera position. Install new camera and mounting hardware. Repurpose existing camera at new location as per Security Device Schedule.
SC-10	Reuse existing cable and pathway, extending as required to reach adjusted camera position. Install new camera and mounting hardware. Existing camera to be turned over to Tarrant County.

GENERAL NOTES

REVISIONS	DENOTED BY

PROJECT #: 20012-00	MANAGER: Idibri
ISSUED FOR: 100% CD	DRAFTER: Idibri
ISSUE DATE: 4/25/2022	CHECKED: Idibri

TAYLOR GARAGE
VIDEO SURVEILLANCE -
LEVEL 5



TAYLOR GARAGE - LEVEL 5

Scale: 1/8" = 1'-0"

C:\Users\lavin\Revit\Local Files\HJL\TCSU_SC13-7_R19_rcklawa216.rvt
4/22/2022 6:02:53 PM



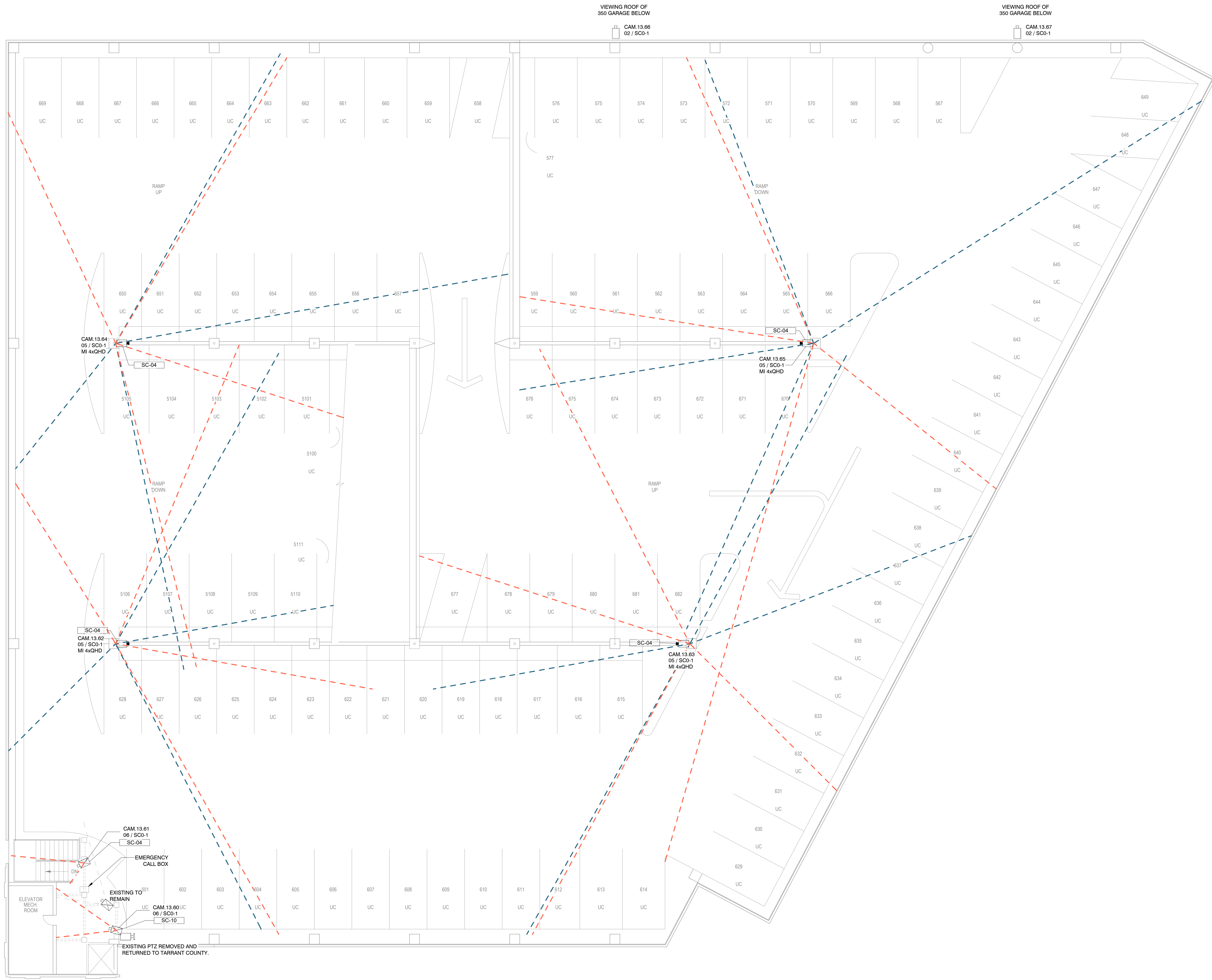
Key Value	Keynote
SC-01	Reuse existing cable and pathway. Install new camera and mounting hardware. Repurpose existing camera at new location as per Security Device Schedule.
SC-02	Reuse existing cable and pathway. Install new camera and mounting hardware. Existing camera to be turned over to Tarrant County.
SC-03	Reuse existing cable and pathway. Install repurposed camera and mounting hardware as per Security Device Schedule. Existing camera to be turned over to Tarrant County.
SC-04	Install new camera and mounting hardware.
SC-05	Relocate existing camera. Reuse existing cable and pathway.
SC-06	Relocate existing camera to new location as per Security Device Schedule. Install new pathway and cable.
SC-07	Camera to be relocated to new location as per Security Device Schedule. Remove camera. Install blank cover over back box.
SC-09	Reuse existing cable and pathway. extending as required to reach adjusted camera position. Install new camera and mounting hardware. Repurpose existing camera at new location as per Security Device Schedule.
SC-10	Reuse existing cable and pathway. extending as required to reach adjusted camera position. Install new camera and mounting hardware. Existing camera to be turned over to Tarrant County.

GENERAL NOTES

REVISIONS DENOTED BY

PROJECT #:	20012-00	MANAGER:	Idibri
ISSUED FOR:	100% CD	DRAFTER:	Idibri
ISSUE DATE:	4/25/2022	CHECKED:	Idibri

TAYLOR GARAGE
VIDEO SURVEILLANCE -
LEVEL 6



TAYLOR GARAGE - LEVEL 6

Scale: 1/8" = 1'-0"

C:\Users\lavin\Revit\Local Files\TCSU_SC_R19_rcklawa216.rvt
4/22/2022 6:02:55 PM

