

Tarrant County Public Health

Heat-Related Illnesses and Deaths



MMWR Week 36 (September 2 - 8, 2018)

- **Other Heat-Related Illness*** was the most commonly observed heat-related illness (HRI) category during the week of September 2-8, with 4 (40%) of 10 HRI cases.
- The most commonly observed HRI category for the 2018 season was **Other Heat-Related Illness*** with 254 (50%) of 511 HRI cases.
- **Males** account for 71% of HRIs in the 2018 season; individuals **25-44 years of age** account for the highest percentage (39%) of HRI cases.
- There have been **four confirmed heat-related deaths†** reported in the 2018 season.

Table 1. Heat-related illnesses and deaths, Tarrant County, April 29 - September 8, 2018

MMWR Week Week Ending	29 7/21	30 7/28	31 8/4	32 8/11	33 8/18	34 8/25	35 9/1	36 9/8	YTD Total
Heat Cramps	3	0	1	1	1	1	0	1	15
Heat Exhaustion	27	10	4	9	14	6	9	3	142
Heat Stroke	2	2	1	0	2	1	3	2	30
Sunburn	2	2	3	1	1	2	0	0	66
Other Heat-Related Illness*	37	25	12	2	7	5	12	4	254
Heat-Related Death†	0	1	0	0	0	0	0	0	4
Total	71	39	21	13	25	15	24	10	511
Percent of Total ED Visits	0.43	0.25	0.13	0.08	0.16	0.09	0.14	0.06	0.16

Figure 1. Heat-related illnesses by type, Tarrant County, April 29 - September 8, 2018

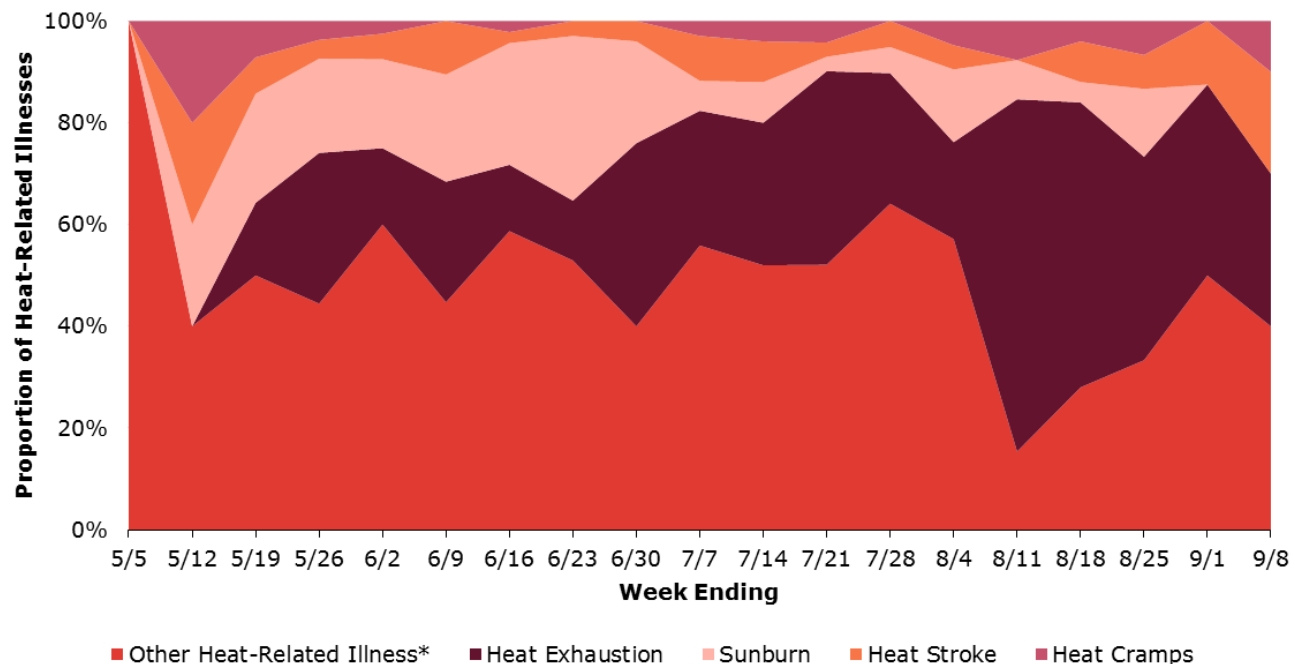
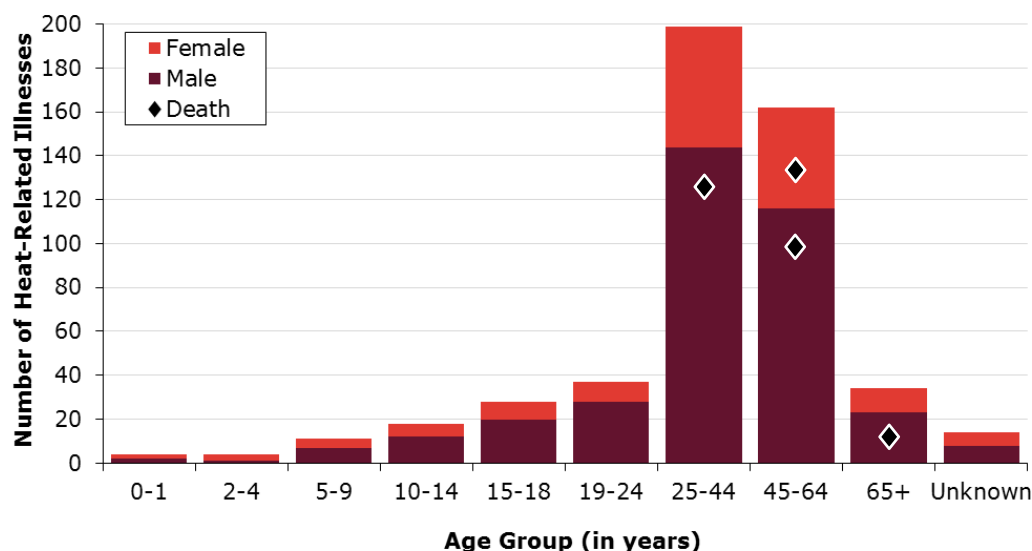
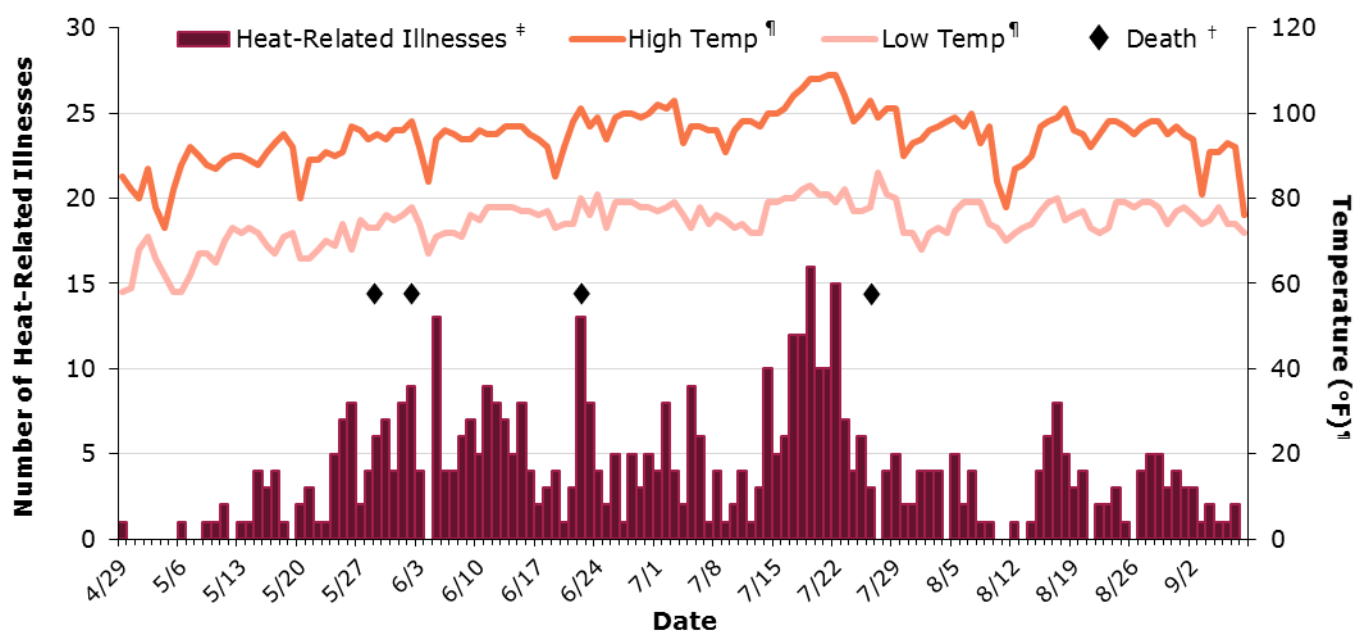


Figure 2. Heat-related illnesses by gender and age group, Tarrant County, April 29 – Sept. 8, 2018



4 confirmed heat-related deaths have been reported in Tarrant County this season. 3 cases were Male and 1 was Female. 1 was 25-44, 2 were 45-64, and 1 was 65+ years old.

Figure 3. Daily temperatures and heat-related illnesses, Tarrant County, April 29 – Sept. 8, 2018



*Includes but not limited to heat-related rash, stress, over exposure, and syncope

†Data source: Tarrant County Medical Examiner's Office and hospitals; data subject to change due to on-going investigations.

‡Data source: ESSENCE Surveillance (from 107 hospitals that voluntarily provide data based on chief complaints of Tarrant County residents admitted to Emergency Departments in North Central Texas)

§Data source: National Weather Services; Temperatures reported at Dallas-Fort Worth International Airport

For information on how to avoid heat-related injuries visit
<https://access.tarrantcounty.com/en/public-health/disease-control-prevention/when-it-s-hot-as-heck.html>