

# TARRANT COUNTY PUBLIC HEALTH DATA BRIEF



## FIREARM-RELATED INJURIES AND DEATHS IN TARRANT COUNTY

When a firearm<sup>‡</sup> is used and results in injuries or deaths, the **mechanism** of those injuries/deaths is the firearm. The **manner** or intent describes the situation that occurred and can be **unintentional (accident)** or **intentional (suicide and homicide/assault)**.

Figure 1. Firearm mortality rates (all manners) by location, 2021

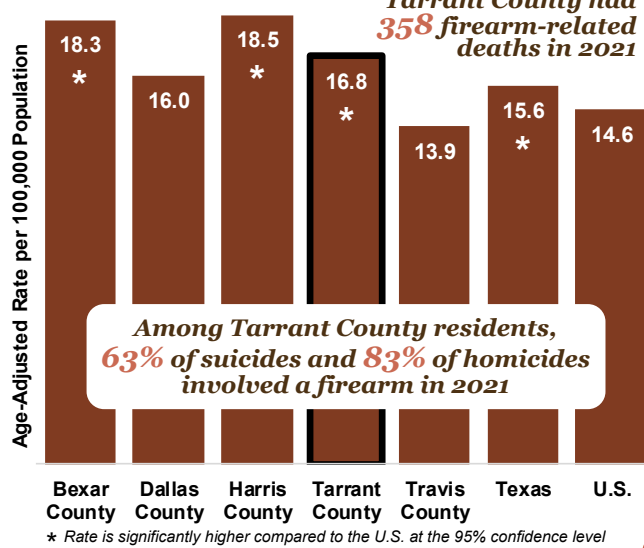


Figure 2. Firearm mortality rates (all manners) by location, 2012-2021

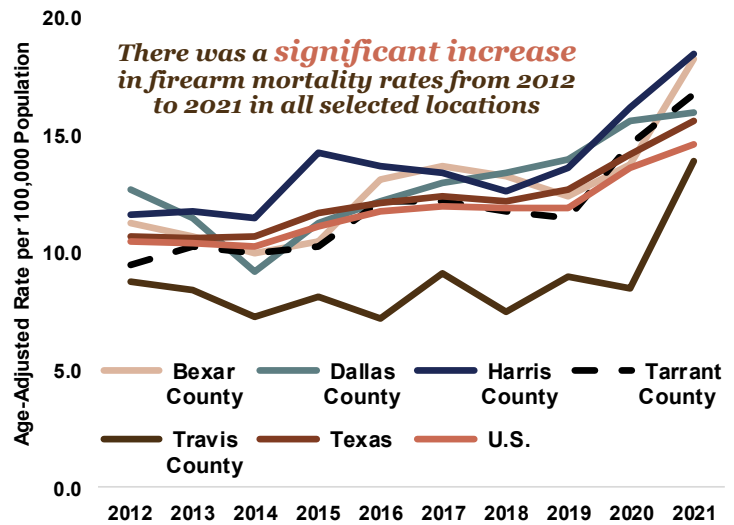
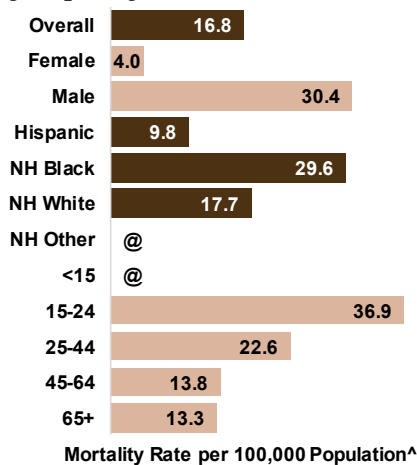


Figure 3. Tarrant County firearm mortality rates (all manners) by gender, race/ethnicity, and age group (in years), 2021

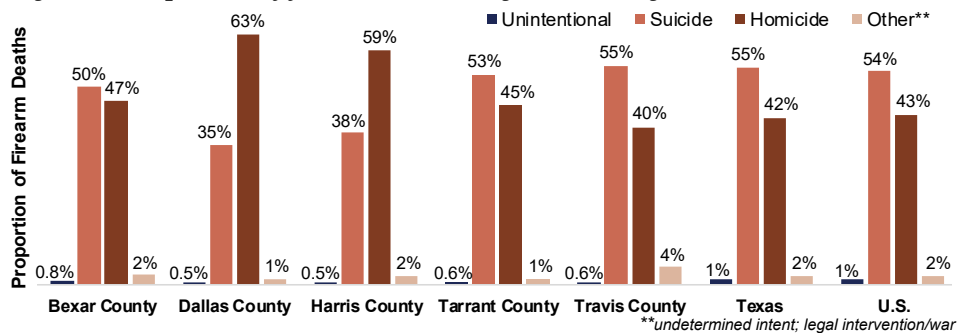


**59%** of female intimate partner violence homicides from 2016-2020 in Tarrant County involved a firearm



All locations except Dallas County had a **significant increase** in firearm mortality rates from 2019 to 2021  
Texas and the U.S. had **significant increases** in firearm mortality rates from 2019 to 2020 and 2020 to 2021

Figure 4. Proportion of firearm deaths (by manner) by location, 2021

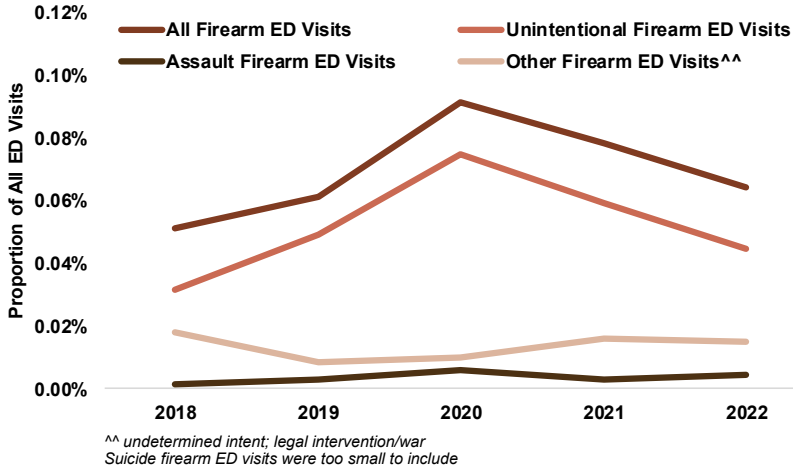


Among Tarrant County residents, firearm mortality rates were **significantly higher** among males, non-Hispanic blacks, and individuals aged 15-24 years

**Suicides and homicides** made up the majority of firearm-related deaths across all locations in 2021  
In 2021, there were **more firearm-related suicides** than homicides in all locations except Dallas and Harris Counties

<sup>‡</sup> Firearm - weapon that uses a powder charge to fire a projectile (i.e. handguns, rifles, shotguns, etc.). Air powered guns (i.e. BB guns, airsoft guns, paint ball guns, water bead guns, etc.) are excluded; All significant differences detected at the 95% confidence level; Data sources: Centers for Disease Control and Prevention, Texas Council on Family Violence, U.S. Census Bureau; Data Brief provided by: Division of Epidemiology and Health Information

Figure 5. Firearm-related ED<sup>†</sup> visits (by manner) among Tarrant County residents, 2018-2022



From 2018-2022, there were **over 3,400** firearm-related ED<sup>†</sup> visits among Tarrant County residents

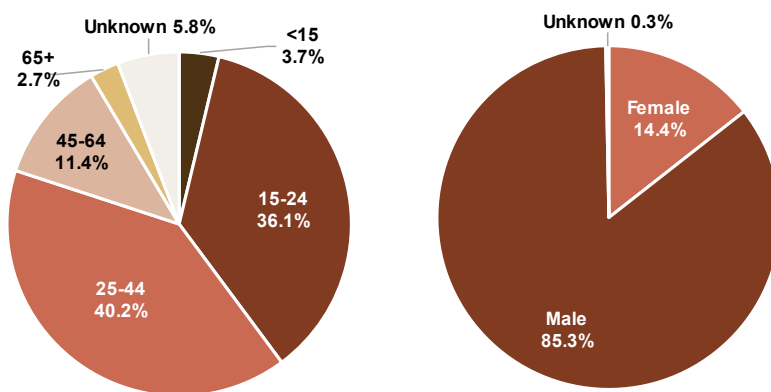
The **majority** of firearm-related ED<sup>†</sup> visits were **unintentional** (preventable accidents)

There was an **increase** in all firearm-related ED<sup>†</sup> visits from **2018 to 2020** before a **decrease** from **2020 to 2022**

The **majority** of firearm-related ED<sup>†</sup> visits among Tarrant County residents were patients aged **25-44 years** and **male**

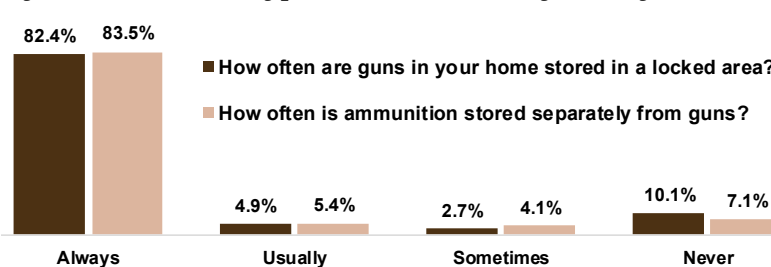


Figure 6. Firearm-related ED<sup>†</sup> visits (all manners) among Tarrant County residents by age group (in years) and gender, 2018-2022



Due to data limitations, race/ethnicity data are not provided

Figure 7. Community-wide Children’s Health Assessment and Planning Survey (CCHAPS) by Cook Children’s Health Care System, Tarrant County parents with children aged 0-17 years, 2022



From 2020-2022, Cook Children’s Health Care System in Fort Worth saw **162** gun-related injuries (**14** fatal and **148** non-fatal)

Most of these injuries occurred at **home** and were **unintentional**

Most non-fatal injuries were caused by **air powered guns** (BB guns, airsoft guns, paint ball guns, etc.) while most severe/fatal injuries were caused by **handguns**

**Firearm Injury Prevention & Safe Storage**

- [besmartforkids.org]
- [cdc.gov/violenceprevention/firearms/index.html]
- [centerforchildrenshealth.org/injury-prevention/gun/]
- [projectchildsafe.org]
- [safegunstorage.texas.com]
- [txgunsense.org]

To request gun safety items, e-mail:

safe.kids@cookchildrens.org



**Firearm Education**

- [dps.texas.gov/section/training-operations-tod/firearm-carry-act]
  - [dps.texas.gov/section/handgun-licensing]
  - [texas.gov/public-safety/texas-handgun-license/]
- Support for Survivors**
- Crime Victim Services  
Call 817-927-4039
  - [womenscentertc.org/programs/rape-crisis-victim-services/]
  - Mothers of Murdered Angels  
[momangels.org]

**Violence Prevention Resources**

- Aim for Safety led by Cook Children’s  
[cookchildrens.org/health-resources/safety/aim-for-safety/]
- Boys and Girls Club of Greater Tarrant County  
Comin’ Up Gang Intervention  
[bgcgtc.org/comin-up-gang-intervention/]
- One Second Collaborative  
[unitedwaytarrant.org/one-second-collaborative/]
- Unity Over Violence  
Call 817-600-7116  
[unityov violence.org]
- Violence Intervention and Prevention (VIP)  
Fort Worth Call 817-392-4424  
[vipfortworth.org]

**Social Support Resources**

- Suicide & Crisis Lifeline (24/7)  
Call/Text 9-8-8 TTY dial 711 then 988  
Crisis Text ‘Hello’ to 741741  
[988lifeline.org]
- MHMR of Tarrant County  
Call/Text 1-800-866-2465  
TTY 817-569-4488 [mhmr.tarrant.org]
- Youth Advocate Programs, Inc. Fort Worth  
Call 817-459-2401 [yapinc.org/TXBH]
- National Domestic Violence Hotline  
Call 1-800-799-7233 [thehotline.org]
- SafeHaven of Tarrant County  
Call 1-877-701-7233 [safehaventc.org]
- One Safe Place  
Call 817-916-4323 [onesafeplace.org]

<sup>†</sup>ED = emergency department; Data sources: Aim for Safety (Cook Children’s Health Care System), CCHAPS 2022 (Cook Children’s Health Care System), Syndromic Surveillance data from 100+ North Texas hospitals via the Electronic Surveillance System for the Early Notification of Community based Epidemics (ESSENCE) Data Brief provided by: Division of Epidemiology and Health Information