

## **Tarrant County Juvenile Services**

### **2019 Annual Prison Rape Elimination Act (PREA) Data Report, Findings and Corrective Action**

In accordance with 115.388 Prison Rape Elimination, Tarrant County Juvenile Services (TCJS) is required to collect, aggregate and publish all sexual abuse and sexual harassment data from our Pre-Adjudication facility. Tarrant County Juvenile Services also has the same data requirement for all contracted placement facilities required to be PREA compliant.

#### **Tarrant County Juvenile Services**

There were no sexual abuse and sexual harassment incident data for our Pre-Adjudication facility for 2019.

The following numbers for CY2019 will be reported to the Bureau of Justice Statistics (BJS) in accordance to the PREA definitions and categories as follows:

- There were 0 allegations of Youth on Youth Non-Consensual Sexual Acts
- There were 0 allegations of Youth on Youth Abusive Sexual Contact
- There were 0 allegations of Youth on Youth Sexual Harassment
- There were 0 allegations of Staff Sexual Misconduct both were Unfounded
- There were 0 allegations of Staff Sexual Harassment

#### **Progress in the Prevention of, Detection of and Response to Sexual Abuse and Sexual Harassment**

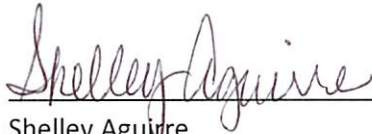
TCJS mandates zero tolerance toward all forms of sexual abuse and sexual harassment. In a continued effort to maintain compliance with PREA standards and to remain proactive in the prevention of sexual abuse and sexual harassment, TCJS ensures the following:

- TCJS completed its second PREA audit in October 2019. The on-site review was conducted October 28 – 30, 2019 and was certified PREA compliant on November 20, 2019.
- TCJS has implemented the policies, procedures and practices required by PREA Standards.
- We continue to provide PREA training to employees, volunteers and vendors who have contact with residents.
- Department administrators continue to conduct unannounced rounds in all facilities, on all shifts.
- A Behavior Screening is conducted on all residents at intake and throughout the resident's detainment to reduce the risk of sexual abuse by or upon a resident.
- All residents receive comprehensive education on sexual safety and TCJS policies related to sexual abuse and harassment.
- All allegations of sexual abuse and sexual harassment are investigated by specially trained staff investigators. Any conduct that appears to be criminal is reported to law enforcement.

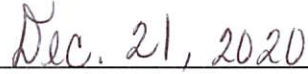
- TCJS maintains an MOU with the Women’s Center of Tarrant County to provide supportive services to resident victims of sexual abuse.

**TCJS Contract Residential Facilities**

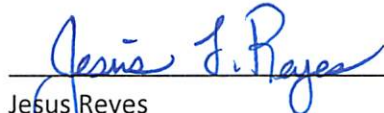
TCJS currently has contracts with 16 residential facilities. All contract facilities are required to comply with PREA Standards in TCJS contract language, if applicable. In July 2016, our agency began obtaining incident-based data on sexual abuse and sexual harassment from our contract facilities. This data will be published on our agency website and a comparison of data will be conducted in the Annual Prison Rape Elimination Act (PREA) Data Report. Tarrant County Juvenile Services will continue to monitor our contract placement facilities in their efforts to comply with PREA standards.



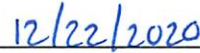
Shelley Aguirre  
Quality Development Senior Supervisor & PREA Coordinator



Date




Jesus Reyes  
Deputy Assistant Director of Institutional & Residential Services/Facility Administrator




Date



Ron Lewis  
Deputy Director



Date



Bennie Medlin  
Director



Date

**TARRANT COUNTY JUVENILE PROBATION  
SEXUAL ABUSE AND SEXUAL HARASSMENT AGGREGATE DATA**

Lynn W. Ross Juvenile Detention Facility

<b>Allegation Type</b>	<b>CY2014</b>	<b>CY2015</b>	<b>CY2016</b>	<b>CY2017</b>	<b>CY2018</b>	<b>CY2019</b>	<b>CY2020</b>
<b><i>Founded/Substantiated Allegations</i></b>							
Youth-on-Youth Nonconsensual Sexual Acts	0	0	0	0	0	0	
Youth-on-Youth Abusive Sexual Contact	0	0	0	0	0	0	
Youth-on-Youth Sexual Harassment	0	0	0	0	0	0	
Staff Sexual Misconduct	0	0	0	0	0	0	
Staff Sexual Harassment	0	0	0	0	0	0	
<b><i>Inconclusive/Unsubstantiated Allegations</i></b>							
Youth-on-Youth Nonconsensual Sexual Acts	0	0	0	0	0	0	
Youth-on-Youth Abusive Sexual Contact	0	0	0	0	0	0	
Youth-on-Youth Sexual Harassment	0	0	0	0	0	0	
Staff Sexual Misconduct	0	0	0	0	0	0	
Staff Sexual Harassment	0	0	0	0	0	0	
<b><i>Unfounded Allegations</i></b>							
Youth-on-Youth Nonconsensual Sexual Acts	0	0	0	0	0	0	
Youth-on-Youth Abusive Sexual Contact	0	0	0	0	0	0	
Youth-on-Youth Sexual Harassment	0	0	0	0	0	0	
Staff Sexual Misconduct	0	0	0	0	0	0	
Staff Sexual Harassment	0	0	0	0	0	0	

**CONTRACT RESIDENTIAL PLACEMENTS**

<b>Allegation Type</b>		<b>CY2015</b>	<b>CY2016</b>	<b>CY2017</b>	<b>CY2018</b>	<b>CY2019</b>	<b>CY2020</b>
<b><i>Founded/Substantiated Allegations</i></b>							
Youth-on-Youth Nonconsensual Sexual Acts		0	0	0	5	4	
Youth-on-Youth Abusive Sexual Contact		7	4	9	13	1	
Youth-on-Youth Sexual Harassment		0	5	5	19	3	
Staff Sexual Misconduct		0	0	0	2	7	
Staff Sexual Harassment		1	9	2	1	0	
<b><i>Inconclusive/Unsubstantiated Allegations</i></b>							
Youth-on-Youth Nonconsensual Sexual Acts		4	0	1	9	27	
Youth-on-Youth Abusive Sexual Contact		11	6	22	16	19	
Youth-on-Youth Sexual Harassment		0	4	5	10	20	
Staff Sexual Misconduct		0	0	3	14	7	
Staff Sexual Harassment		0	1	1	0	4	
<b><i>Unfounded Allegations</i></b>							
Youth-on-Youth Nonconsensual Sexual Acts		4	0	0	1	1	
Youth-on-Youth Abusive Sexual Contact		2	14	9	2	1	
Youth-on-Youth Sexual Harassment		0	2	6	10	2	
Staff Sexual Misconduct		1	4	10	15	7	
Staff Sexual Harassment		0	23	0	3	3	

Note: Data represents allegations and findings from all facilities TCJS contracts with, within that calendar year.