Filed 08/28/2023 8:36:06 AM
Tarrant County Clerk's Office
Mary Louise Nicholson, County Clerk

ORDINANCE NO. 2360

AN ORDINANCE ADOPTING THE OFFICIAL OPERATING AND CAPITAL BUDGET FOR THE CITY OF EULESS FOR THE FISCAL YEAR BEGINNING OCTOBER 1, 2023, AND ENDING SEPTEMBER 30, 2024; AMENDING THE BUDGET FOR THE FISCAL YEAR BEGINNING OCTOBER 1, 2022, AND ENDING SEPTEMBER 30, 2023; PROVIDING FOR THE INVESTMENT OF FUNDS; PROVIDING A SEVERABILITY CLAUSE; AND PROVIDING AN EFFECTIVE DATE.

WHEREAS, the City Manager's recommended budget for the fiscal year beginning October 1, 2023, and ending September 30, 2024, was posted on the City's website and filed in the office of the City Secretary of the City of Euless on July 21, 2023, updated July 28, 2023, and has been available to the citizens and the public for their inspection since; and

WHEREAS, the FY2023-2024 proposed Budget, on file in the office of the City Secretary as **Exhibit A,** and incorporated herein for all purposes, specifically sets forth each of the various funds for which appropriations are delineated, and the estimated amount of money carried in the Budget for each of such funds; and

WHEREAS, the FY2023-2024 proposed Budget includes, by reference, certain elements of the Capital Improvements Program, on file in the office of the City Secretary as **Exhibit B**, which details planned capital improvement projects of the City that have been identified to-date and contains a statement proposing capital expenditures deemed necessary for undertaking during the next budget year and recommended provisions for financing and a list of capital projects which should be undertaken within the five next succeeding years; and

WHEREAS, on August 8, 2023, the Euless City Council held a public hearing on the proposed Budget at which time all citizens and interested persons were given an opportunity to be heard regarding the Budget; and

WHEREAS, notice of such public hearing on the Budget was duly published in accordance with law and at the conclusion of such hearing, it was determined that such Budget should be adopted; and

WHEREAS, the City Council deems it to be in the best interest of the citizens to amend the FY2022-2023 budget due to unforeseen circumstances.

NOW, THEREFORE, BE IT ORDAINED BY THE CITY COUNCIL OF THE CITY OF EULESS, TEXAS, THAT:

SECTION 1.

The official Budget for the City of Euless for the fiscal year beginning October 1,

2023, and ending September 30, 2024, on file in the office of the City Secretary as Exhibit A, is hereby adopted and there is hereby appropriated from the funds indicated therein such sums for the projects, operations, activities, purchases, and other expenditures proposed in the Budget. The Euless City Secretary is directed to keep and maintain a copy of such official Budget on file in the office of the City Secretary available for inspection by citizens and the general public. A copy of the Budget shall be posted on the official website for the City of Euless. In addition, the City Manager shall file or cause to be filed a true and correct copy of this ordinance, along with the approved Budget, and any amendments thereto, in the office of the County Clerk of Tarrant County, Texas, as required by State law.

SECTION 2.

The City Council hereby approves as a part of the Budget the FY2023-2024 Capital Improvements Program, on file in the office of the City Secretary as Exhibit B, which details planned capital improvement projects of the City that have been identified to-date. This document meets the requirements of the City Charter, Article VII, Section 2 (5) which requires "A statement proposing any capital expenditures deemed necessary for undertaking during the next budget year and recommended provisions for financing" and Section 2 (6) which requires, "A list of capital projects which should be undertaken within the five next succeeding years." The Euless City Secretary is directed to keep and maintain a copy of such Capital Improvement Program on file in the office of the City Secretary available for inspection by citizens and the general public. A copy of the Capital Improvement Program shall be posted on the official website for the City of Euless.

SECTION 3.

The FY2022-2023 official Budget for the City of Euless is amended to provide $299,829 for appropriation of grant revenue for specific capital projects, additional $394,435 for unforeseen contractual rebate obligations, $878,474 for additional funding for Fire Station #2, and amendments for Capital Improvement Program as described in Exhibit B. The revised figures, prepared and submitted by the City Manager for the FY2022-2023 budget are hereby approved and appropriated, and any necessary transfers between accounts and departments are hereby authorized, approved, and appropriated.

SECTION 4.

All funds appropriated and allocated shall be expended and used pursuant to the provisions of such official Budget and the City Manager is directed to appropriate and expend City funds according to City Charter provisions.

SECTION 5.

The sums below are hereby appropriated from the respective operating funds for the payment of expenditures on behalf of the City government as established in the

approved Budget document:

FUND	FY2023 Amended Expenditures	FY2024 Budgeted Expenditures
General Fund		$ 61,651,932
Hotel/Motel Fund		$ 1,891,570
Juvenile Case Fund		$ 40,005
Half Cent Sales Tax Fund (EDC)		$ 7,321,806
Crime Control & Prevention District Fund (CCPD)		$ 4,811,279
Police Seized Assets Fund		$ 51,048
Police Drug Fund		$ 220,000
Grant Fund	$ 988,672	$ 950,445
Car Rental Tax Fund	$ 17,343,756	$ 22,595,842
Glade Parks Tax Increment Reinvestment Zone		$ 1,130,113
Midtown Public Improvement District		$ 361,321
Midtown Tax Increment Reinvestment Zone		$ 742,400
Cable PEG Fund		$ 120,000
General Obligation Debt Service Fund		$ 8,250,985
Star Center Debt Service Fund		$ 709,190
Half Cent Debt Service Fund (EDC)		$ 395,626
Water & Wastewater Fund		$ 35,537,294
Service Center Fund		$ 1,456,625
Water & Wastewater Debt Service Fund		$ 1,213,836
Drainage Utility Fund		$ 1,013,317
Recreation Classes Fund		$ 528,155
Arbor Daze Fund		$ 150,000
Parks at Texas Star		$ 1,073,822
Texas Star Golf Course Fund		$ 5,654,171
Texas Star Golf Course Debt Service Fund		$ 589,187
Equipment Replacement Fund		$ 7,604,533
Health Insurance Fund		$ 8,526,607
Risk Management/Worker's Comp Fund		$ 1,448,792

SECTION 6.

The sums below are hereby appropriated from the respective capital funds for the payment of expenditures on behalf of the City government as established in the approved Capital Improvement Program:

Fund	FY2023 Amended Appropriations	FY2024 Appropriations
Drainage Capital Projects Fund	$ 51,265	$ 70,000
Streets Capital Projects Fund	$ 1,490,897	$ 3,301,265
Water & Wastewater Capital Projects Fund	$ 9,935,200	$ 1,395,934
Water Impact Fee Fund		$ 118,050
Wastewater Impact Fee Fund		$ 100,000
General Capital Projects Fund	$ 10,275,850	$ 6,125,000
Police Facility Capital Improvements Projects		$ 25,084,236
Half Cent Capital Projects Fund (EDC)	$ 3,896,905	$ 882,700
Texas Star Golf Course Capital Projects		$ 50,000
Redevelopment Fund	$ 1,218,775	$ 1,500,000

SECTION 7.

The sums below are hereby appropriated from the respective reserve funds to provide transfers to certain operating and capital improvement funds as established in the approved budget document.

Fund	FY2024 Appropriations
Water & Wastewater Rate Stabilization Reserve Fund	$ 479,205
Texas Star Golf Course Reserve Fund	$ 150,000
Water & Wastewater Debt Reserve Fund	$ 18,506

SECTION 8.

The City Manager is authorized from time to time, as he/she may deem to be in the best interest of the City of Euless, to invest city funds not immediately required for current use, including operating funds and bond funds, as per the City Council adopted Investment Policy.

SECTION 9.

SEVERABILITY CLAUSE. It is hereby declared to be the intention of the City Council that the phrases, clauses, sentences, paragraphs, and sections of this ordinance are severable, and if any phrase, clause, sentence, paragraph, or section of this

ordinance shall be declared unconstitutional by the valid judgment or decree of any court of competent jurisdiction, such unconstitutionality shall not affect any of the remaining phrases, clauses, sentences, paragraphs, and sections of this ordinance, since the same would have been enacted by the City Council without the incorporation in this ordinance of any such unconstitutional phrase, clause, sentence, paragraph or section.

SECTION 10.

EFFECTIVE DATE. This ordinance shall become effective immediately from and after its passage.

PRESENTED AND PASSED ON FIRST AND FINAL READING at a regular meeting of the Euless City Council on August 21, 2023, by a vote of 7 ayes, 0 nays, and 0 abstentions.

APPROVED:

Linda Martin, Mayor

ATTEST:

Kim Sutter, TRMC, CMC, City Secretary
Chief Governance Officer

APPROVED AS TO FORM:

Wayne Olson, City Attorney

City of Euless, Texas
Fiscal Year 2023-2024
Budget Cover Page
July 28, 2023

This budget will raise more revenue from property taxes than last year's budget by an amount of $2,493,799, which is a 10.16 percent increase from last year's budget. The property tax revenue to be raised from new property added to the tax roll this year is $261,050.

Property Tax Rate Comparison

	2023-2024	2022-2023
Property Tax Rate:	$0.457500/100	$0.460000/100
No-New-Revenue Tax Rate:	$0.413007/100	$0.433030/100
No-New-Revenue Maintenance & Operations Tax Rate:	$0.333674/100	$0.364955/100
Voter-Approval Tax Rate:	$0.463168/100	$0.467831/100
Debt Rate:	$0.094803/100	$0.089153/100

Total debt obligation for City of Euless, Texas secured by property taxes: $76,897,849

City of Euless

Preliminary Annual Operating Budget

Fiscal Year Ending September 30, 2024

201 North Ector Drive, Euless, Texas 76039 www.eulesstx.gov

City of Euless

FISCAL YEAR 2023-2024

Council Members

LINDA MARTIN, MAYOR
Tim Stinneford, Place One
Jeremy Tompkins, Place Two
Eddie Price, Mayor Pro Tem, Place Three
Perry Bynum, Place Four
Harry Zimmer, Place Five
Tika Paudel, Place Six

Loretta Getchell, City Manager
Chris Barker, Deputy City Manager
Wes Rhodes, Assistant City Manager

July 28, 2023

Honorable Mayor Linda Martin

Honorable City Councilmembers:
Tim Stinneford, Place One
Jeremy Tompkins, Place Two
Eddie Price, Mayor Pro Tem, Place Three
Perry Bynum, Place Four
Harry Zimmer, Place Five
Tika Paudel, Place Six

INTRODUCTION

As required by the City of Euless' Home Rule Charter, the operating budget for the fiscal year beginning October 1, 2023 and ending September 30, 2024 is submitted for your review.

This budget document includes all required data per the City's Charter and includes additional supplementary information. We hope our citizens find this document easy to navigate.

In accordance with state law, the proposed budget was filed with the municipal clerk on July 21, 2023, and was based on estimated taxable property values since certified values were not received until July 25, 2023. As stated in the document, we have updated the proposed budget based on actual certified taxable property values and adjusted the property tax rate accordingly. The proposed budget is available on the City's website for citizen review.

We would like to extend our thanks to all of the department directors and managers along with the finance staff for their outstanding performance in preparing this budget document.

BUDGET HIGHLIGHTS

In preparing this budget, we strived to provide for a competitive pay plan to retain a talented and skilled workforce while addressing inflationary pressures, additional

personnel in understaffed areas, facility needs and baseline increases necessary to continue to provide outstanding services to our citizens.

The City's has a long history of holding or reducing the tax rate each year since 1994 with the exception of a 1.25¢ increase in FY2022 for additional public safety personnel. In FY2023, the tax rate was reduced by 1.5¢ to the current rate of 46¢. The FY2024 budget is based on reducing this rate to 45.75¢, a reduction of .25¢.

Highlights of the proposed budget are detailed below:

- The property tax rate for the upcoming fiscal year is proposed to decrease .25¢ from 46¢ to 45.75¢ per $100 of assessed valuation.
- There are no cuts in programs or services for citizens.
- Personnel additions include a School Resource Officer which will be funded by Hurst-Euless-Bedford Independent School District (HEB ISD), a Public Service Officer for the combined jail operation, a Public Works Inspector, an Animal Control Officer and an Assistant Conference Center Manager currently employed through contract labor.
- In an effort to maintain a skilled workforce and remain competitive, a baseline salary increases of 3.5% is proposed for public safety. Additionally, funding has been included to provide a merit-based increase for non-public safety. A range will be established based on an expected average of 3.5%.
- The water rate includes a $1 increase in the standard base rate, adjusted proportionately for larger meters, to cover operational cost increases in water delivery and an increase to the volume rate of 58¢ per thousand gallons to cover the pass-through increase from Trinity River Authority (TRA) in the cost to purchase water.
- The wastewater rate includes a $1 increase in the base rate to cover operational cost increases in wastewater collections and an increase to the volume rate of 46¢ per thousand gallons to cover the pass-through increase from TRA for the collection and treatment of the wastewater.
- A 50¢ per thousand gallons rate stabilization rebate is proposed to help offset some of the increases. This rebate is for residential water customers up to 15,000 gallons per month.
- Other user fees, permit fees and inspection fees are proposed to be adjusted, as deemed necessary, based on increased costs of service and changes to state law regarding fee structure.
- The Water and Wastewater Operating Fund includes transfers to Capital Improvement Programs (CIP) to cash flow infrastructure improvements including water and wastewater line replacements. The annual commitment for line replacement is $1,100,000. An additional $2,000,000 has been allocated to the W/WW Fund Balance for future water and wastewater line replacements and to cover increased costs due to inflationary pressures.
- The General Fund includes a transfer to CIP to cash flow annual street improvements. This has been increased $50,000 in an effort to keep pace with inflation and is based on a third-party study of street conditions. The proposed amount for FY2023-24 is $1,100,000. An additional $4,000,000 has been

allocated to General CIP Fund Balance for future capital projects and to cover increased costs due to inflationary pressures.

- Debt service payments have been included in the General Obligation Debt Service Fund for the issuance of Certificates of Obligation to fund renovation of the Police Facility.
- Funding has been provided from the Car Rental Fund for the design and remodel of the Animal Shelter. The animal shelter will be expanded to include the current Fire Station #2 which is being relocated.
- Depreciation funding for the majority of the City's vehicles, equipment, furnishing and fixtures, and certain expected building needs including HVAC, roof, and elevator replacements is included in the baseline budgets.
- Several of the recommended reserve levels for funds operated by the City are based on the number of days of operations. This helps keep up with inflationary trends. However, a few funds have reserve recommendations at fixed dollar amounts. This budget recommends an increase to the Risk Fund reserve due to inflationary pressures and to the Car Rental Fund reserve due to reliance on a portion of these funds for annual government operations.
- A detail of the recommended capital and supplemental programs is included in this Proposed Budget, as well as in Tab 2 along with a schedule of vehicle, equipment, furnishings and fixture replacements.

GENERAL FUND

General Fund revenues are proposed at $53,295,741 which represents an increase of 7% from the previous year's budget. The increase is primarily due to increased sales tax collections and the estimated increase in property tax revenue from new development and increased values.

Property valuations as of July 25th, including minimum value of property under protest and incomplete properties, provided to the City by Tarrant Appraisal District totaled $6,844,091,124 for FY2023-24. This represents an increase of $842,526,450 or 14% from the FY2022-23 tax roll of $6,001,564,674. The tax rate proposed for FY2023-24 is 45.75¢ per $100 of assessed valuation, which includes 36.2697¢ for maintenance and operations and 9.4803¢ for debt service.

FY2022-23 sales tax collections are projected to end the fiscal year up almost 7.5% from budget due to better than expected collections. This is attributed to both continued commercial development and inflationary increases. Projections for FY2023-24 sales taxes assumes a 3% increase over FY2022-23 original budget.

Other revenue sources vary in their projections. While building permits have been strong, this revenue source will continue to decline as the City reaches buildout. Therefore, we continue to reduce our dependence on this revenue. Municipal court fines and fees collections have increased recently and therefore our projection for next year has increased slightly. Franchise fees are projected to increase slightly due to the inflationary impact on rates charged. Jail revenue is expected to increase based on the contractual agreement with other government entities. Interest income is expected to

increase from current year budget estimates based on continued increases from the Federal Reserve. Tower lease rentals are expected to decrease based on existing agreements.

General Fund operating expenses, excluding capital programs, are proposed at $53,252,508 which represents an increase of approximately 7%. This increase is primarily due to the proposed pay plan, the addition personnel, software upgrades and increased baseline expenses for supply, services, and contractual agreements.

Funding for one Police Officer has been transferred to the Crime Control and Prevention District (CCPD) and funding for part time jailers has been transferred from the CCPD to the General Fund for ease of reporting on shared jailed operations.

Contractual rebates have been increased based on expected increases in sales tax collections.

Recommended capital items are detailed in the proposed budget in Tab 2 and are funded from excess reserves.

In accordance with the City's fiscal policy, all current expenses will be paid from current revenues. Per this policy, the budgeted General Fund reserve is equal to 60 days working capital. The fund balance summary verifies that the City has complied with this policy. Excess reserves have only been used to fund proposed capital and one-time needs.

WATER AND WASTEWATER FUND

The FY2023-24 budget includes proposed operating revenues of $33,135,803, which is an increase of 10% over FY2022-23 budgeted revenues. The water and wastewater revenue projections are based on proposed rates, detailed above, and estimated consumption for FY2023-24. A proposed rebate of 50¢ per thousand gallons of water used up to a maximum of 15,000 gallons per month is included for single-family residential customers. The City's Rate Stabilization Fund will provide the resources to cover the cost of the proposed rebate.

Proposed water and wastewater baseline expenses are $33,133,350, which is an increase of 10% over current year. The increase is attributed to the increased costs from TRA for the purchase of water and treatment of wastewater and the proposed pay plan.

Recommended capital items are detailed in the proposed budget and funded from excess reserves.

The proposed budget meets the criteria set forth in the City's fiscal policies with reserves calculated at 75 days of working capital.

Water and Wastewater Debt Reserve Requirements

Water and wastewater revenue bond covenants require the City to maintain sufficient reserves equal to the average annual debt service requirements. This debt reserve is in addition to the working capital reserve required by the City's fiscal policies and is maintained in a separate fund. Reserve levels in excess of the requirements of the bond covenants are transferred to Water and Wastewater CIP.

EQUIPMENT REPLACEMENT FUND

The City maintains an equipment replacement program to accumulate funds for the replacement of existing vehicles, equipment, furnishings and fixtures, and expected facility needs including HVAC, roof, and elevator replacements. Funding is provided annually by user departments in order to accumulate funds to cover the expected replacement costs. Shortages in accumulated funds are supplemented with funding from the Car Rental Fund.

RISK MANAGEMENT & WORKERS COMPENSATION FUND

This fund is used to account for the revenue and expenses applicable to providing workers' compensation coverage for all City employees, as well as, general liability and property coverage. The reserve in this fund has been $600,000 for over 20 years. This proposed budget includes an increase to $1,000,000 as insurance claims and costs have steadily increased.

SPECIAL REVENUE FUNDS

Hotel/Motel Fund

The Hotel/Motel Fund was established to account for a 7% hotel/motel occupancy tax allowed by the State of Texas. The tax is levied on the rental of a hotel/motel room within the City of Euless. Funds generated by this occupancy tax must be expended for items that qualify in accordance with state law including the promotion of tourism, programs which enhance the arts, historical restoration programs, and convention facilities.

The hotel/motel tax receipts are projected to increase slightly in FY2023-24 from the current year budget. Historical preservation, conference center operations, and contractual rebates are included in the budget for FY2023-24. A one-time capital expense for Conference Center Improvements is included in the budget. Expenditures have increased to cover additional costs associated with contractual obligations for revenue sharing at DFW Airport, the operation of the Conference Centre, as well as to increase funding for the Arbor Daze festival.

Half-Cent Sales Tax Fund – Euless Development Corporation (EDC)

Euless citizens approved an additional ½¢ sales tax in 1993 that is restricted for parks, library, and economic development activities. Sales tax revenue projections assumes a 3% increase over FY2022-23 original budget estimates. Recommended capital programs, as detailed in Tab 2, include RFID equipment for the Library, greenhouse roof replacement, a new parks master plan, and a multi-purpose hard court. Other capital projects include additional funding for miscellaneous parks improvements and Parks at Texas Star Lighting upgrades. These two items are detailed in the Capital Improvement Plan document. This budget maintains the required reserves equal to 60 days of working capital.

Car Rental Tax Fund

In November 1999, Euless citizens approved a 5% tax to be collected on all short-term motor vehicle rentals within the City limits. In the spring of 2000, the Dallas-Fort Worth International (DFW) Airport opened a consolidated car rental facility within Euless city limits. These funds are divided equally among Euless, Dallas, and Fort Worth per the requirements of a revenue sharing agreement established by the parties in FY1997-98.

Revenue from car rentals continue to be strong. We expect total revenues of $18,070,301 in FY2023-24.

Expenditures from this fund include a transfer to the General Fund equal to one-third of the City's share of the revenue. This transfer helps offset the amount needed from property taxes to support general government operations. Additionally, funding is included for the airport revenue sharing obligations and equipment replacement funding as mentioned previously. Funding has also been provided for redevelopment and a renovation and expansion of the animal shelter. These two items are detailed in the Capital Improvement Plan document.

The reserve level for this fund has been $2,000,000 for over 20 years. This proposed budget includes an increase to $4,000,000 due to increased reliance on this funding for general government operations.

CAPITAL IMPROVEMENT FUNDS

A separate Capital Improvements Program (CIP) has been updated and will be distributed under separate cover. This comprehensive document provides a summary of all funded projects detailing project scope, justification, funding sources, future maintenance and operating costs, and expenses to-date.

Unfunded projects are categorized as Priority A, B, or C. Priority A items are recommended in the upcoming budget year and funding sources have been identified. Priority B items are expected to be presented for funding consideration within a two to

five year window. Priority C items have been identified, but will be introduced for funding consideration at some time beyond the five year window. Projects identified as Priority B are considered in multi-year financial planning. This Capital Improvements Plan is fluid and will be reviewed and updated annually based on infrastructure needs within the City.

The FY2023-24 recommended Priority A projects include annual street improvements; water line replacements at Huntington Drive Phase II and Sotogrande Boulevard Phase I; Animal Shelter Expansion and Renovation, Parks at Texas Star Lighting Upgrade, and Police and Courts Building Remodel. Additional capital funding is also included for West Pipeline Road reconstruction, Heritage Avenue reconstruction, Trailwood Addition wastewater line replacement, redevelopment, and miscellaneous capital improvements.

LONG-TERM DEBT

The City has existing long-term debt issued for the acquisition and construction of major capital facilities, infrastructure, and equipment. Additional debt in the amount not to exceed $22 million is planned for the remodel and expansion of the Police and Court facility. The proposed debt is based on a fifteen-year maturity to reduce interest costs. A brief explanation of the various debt instruments is provided below:

General Obligation Bonds – issued pursuant to voter authorization for infrastructure and facility projects.

General Obligation Refunding Bonds – issued to refund existing General Obligation Bonds and Certificates of Obligations in order to lower the overall debt service requirements of the City. These bonds do not require voter authorization.

Certificates of Obligation – similar to General Obligation bonded debt in usage, but do not require voter authorization and cannot be used for refunding existing debt.

Water and Wastewater Revenue Bonds – issued to provide funds for certain improvements to the water and wastewater system as well as to refund prior water and wastewater debt issues. These bonds are reported in the Water and Wastewater Fund and will be repaid from revenues of this enterprise operation.

Sales Tax Revenue Bonds – are used to finance library, park, and economic development projects as well as to refund prior sales tax revenue debt issues. Sales tax revenue bonds will be repaid from the half-cent sales tax revenues collected by the Euless Development Corporation.

The City strives to utilize the long-term plan to maintain a stable Interest and Sinking (I&S) tax rate so as not to have undue volatility in the overall tax rate due to capital projects and debt issuance. Additional information relating to the City's currently outstanding debt is included in Tab 3 of this book.

CLOSING COMMENTS

This proposed budget is focused on providing the resources to allow us to continue all current service levels while addressing inflationary impacts and possible recession.

We believe that this is a fiscally sound budget that meets our City's primary objectives including: maintaining financial integrity; providing public safety and health services to the community; employing high-quality professional personnel; maintaining the City's infrastructure; promoting quality development; providing quality leisure opportunities; and instilling a "sense of community" in residents. We will continue to be diligent in the use of City funds and will remain flexible to adapt to the changing conditions.

We look forward to seeing you at the budget work session.

Respectfully submitted,

Loretta Getchell
City Manager

EXECUTIVE SUMMARY
GENERAL FUND

FY 2023 Budgeted Resources	$	58,655,282		
Less Use of Prior Year Reserves	$	(8,891,334)		
FY 2023 Net Operating Revenues			**$**	**49,763,948**
Proposed Changes in Revenue				
Property Taxes	$	2,117,612		
Sales Tax	$	545,459		
Franchise Fees	$	283,793		
Licenses and Permits	$	21,129		
Fines and Fees	$	202,746		
Interest Income	$	74,002		
Transfers	$	166,990		
Other Changes	$	120,062		
Subtotal:			**$**	**3,531,793**
FY 2024 Proposed Operating Revenues			**$**	**53,295,741**
FY 2023 Budgeted Expenses	$	58,584,348		
Less Capital / One-Time Expenses	$	(8,891,334)		
FY 2023 Net Operating Expenses			**$**	**49,693,014**
Proposed Changes in Expenses				
Salaries and Benefits	$	1,528,584		
Rebates/Incentives	$	74,836		
Professional/Technical	$	138,717		
Utilities and Fees	$	99,091		
Maintenance/Supplies	$	306,393		
Equipment Replacement	$	541,848		
Street Improvements	$	50,000		
Other Changes	$	81,350		
Subtotal:			**$**	**2,820,819**
FY 2024 Proposed Supplemental			**$**	**738,675**
FY 2024 Proposed Operating Expenses			**$**	**53,252,508**
Proposed Capital / One-Time Expenses				
Capital / One-Time Carryover	$	915,268		
Recommended Capital / One-Time Expenses	$	7,484,156		
FY 2024 Proposed Capital / One-Time Expenses			**$**	**8,399,424**
FY 2024 Proposed Budget			**$**	**61,651,932**

EXECUTIVE SUMMARY
WATER & WASTEWATER

FY 2023 Budgeted Resources	$ 30,367,790	
Less Use of Prior Year Reserves	$ (365,022)	
FY 2023 Net Operating Revenues		**$ 30,002,768**
Proposed Changes in Revenue		
Water Service	$ 1,683,739	
Wastewater Service	$ 1,274,661	
Reclaimed Water Service	$ 12,561	
Interest Income	$ -	
Sanitation/Recycling/Penalties	$ 162,074	
Other Changes	$ -	
Subtotal:		**$ 3,133,035**
FY 2024 Proposed Operating Revenues		**$ 33,135,803**
FY 2023 Budgeted Expenses	$ 30,363,165	
Less Capital / One-Time Expenses	$ (365,022)	
FY 2023 Net Operating Expenses		**$ 29,998,143**
Proposed Changes in Expenses		
Salaries and Benefits	$ 159,784	
TRA Payments	$ 2,164,494	
Reclaimed Water Purchases	$ 22,105	
Transfers	$ 161,464	
G&A/Franchise	$ 313,304	
Utilities and Fees	$ 108,420	
Maintenance	$ 21,000	
Regulatory Fees	$ 16,900	
Other Changes	$ 167,736	
Subtotal:		**$ 3,135,207**
FY 2024 Proposed Supplemental		**$ -**
FY 2024 Proposed Operating Expenses		**$ 33,133,350**
Proposed Capital / One-Time Expenses		
Capital / One-Time Carryover	$ 168,944	
Recommended Capital / One-Time Expenses	$ 2,235,000	
FY 2024 Proposed Capital / One-Time Expenses		**$ 2,403,944**
FY 2024 Proposed Budget		**$ 35,537,294**

EXECUTIVE SUMMARY
CAR RENTAL FUND

FY 2023 Budgeted Resources	$ 19,144,155	
Less Use of Prior Year Reserves	$ (1,482,972)	
FY 2023 Net Operating Revenues		**$ 17,661,183**
Proposed Changes in Revenue		
Car Rental Taxes	$ 83,474	
Transfers In	$ -	
Interest Income	$ 325,644	
Subtotal:		**$ 409,118**
FY 2024 Proposed Operating Revenues		**$ 18,070,301**
FY 2023 Budgeted Expenses	$ 16,070,847	
Less Capital / One-Time Expenses	$ (1,482,972)	
FY 2023 Net Operating Expenses		**$ 14,587,875**
Proposed Changes in Expenses		
DFW Rebate	$ 55,648	
Contingencies	$ -	
Transfer to General Fund	$ 9,275	
Transfer to Equipment Replacement	$ (54,928)	
Subtotal:		**$ 9,995**
FY 2024 Proposed Operating Expenses		**$ 14,597,870**
Proposed Capital / One-Time Expenses		
Capital / One-Time Carryover	$ 372,972	
Recommended Capital / One-Time Expenses	$ 7,625,000	
FY 2024 Proposed Capital / One-Time Expenses		**$ 7,997,972**
FY 2024 Proposed Budget		**$ 22,595,842**

Fund Balance Summary
Estimated FY2022-23 and Budgeted FY2023-24
General and Internal Service Funds

	General	*Insurance & Benefits*	*Risk Mgmt. & Workers Comp*	*Equipment Replacement*
Beginning Balance, FY23	**$23,805,905**	**$5,917,105**	**$2,245,184**	**$17,071,070**
(per audit, FYE 2022)				
FY23 Estimated Revenues	52,177,011	8,437,983	1,518,223	9,806,035
Total Available:	75,982,916	14,355,088	3,763,407	26,877,105
FY23 Estimated Expenses	(49,693,014)	(8,363,240)	(1,366,731)	(1,045,397)
Proposed Budget Adjustment	0	0	0	0
Capital / One-Time Expenses	(7,976,066)	(40,000)	0	(1,838,500)
Total Projected Expenses:	(57,669,080)	(8,403,240)	(1,366,731)	(2,883,897)
Estimated Ending Balance FY23	**18,313,836**	**5,951,848**	**2,396,676**	**23,993,208**
FY24 Budgeted Revenues	53,295,741	8,745,766	1,508,486	5,890,625
Total Available:	71,609,577	14,697,614	3,905,162	29,883,833
FY24 Budgeted Expenses	(53,252,508)	(8,482,607)	(1,448,792)	(3,355,442)
Capital Carryover	(915,268)	0	0	(2,414,855)
Capital / One-Time Expenses	(7,484,156)	(44,000)	0	(1,834,236)
Total Projected Expenses:	(61,651,932)	(8,526,607)	(1,448,792)	(7,604,533)
Projected Ending Balance, FY24	**9,957,645**	**6,171,007**	**2,456,370**	**22,279,300**
Less: Designated Reserve	**(121,182)**	**0**	**0**	**0**
Adjusted Ending Balance	**9,836,463**	**6,171,007**	**2,456,370**	**22,279,300**
Recommended Reserve Levels per Fiscal Policy:				
	8,753,837	**3,243,385**	**1,000,000**	**22,279,300**
Available for Supplemental:	**43,233**	**263,159**	**59,694**	**2,535,183**
Available for Capital / One-Time:	**1,039,393**	**2,664,463**	**1,396,676**	**(2,535,183)**
Total Available	**1,082,626**	**2,927,622**	**1,456,370**	**0**

Fund Balance Summary
Estimated FY2022-23 and Budgeted FY2023-24
Special Revenue Funds

	Hotel/ Motel	*Juvenile Case*	*EDC 1/2 Cent Sales Tax*	*CCPD 1/4 Cent Sales Tax*	*Car Rental*
Beginning Balance, FY23	**$2,156,362**	**$189,156**	**$7,305,323**	**$2,536,425**	**$8,698,251**
(per audit, FYE 2022)					
FY23 Estimated Revenues	1,592,903	52,667	7,552,716	3,789,433	20,035,398
Total Available:	3,749,265	241,823	14,858,039	6,325,858	28,733,649
FY23 Estimated Expenses	(1,270,988)	(28,684)	(5,342,175)	(3,263,018)	(14,587,875)
Proposed Budget Adjustment	0	0	0	0	(1,272,909)
Capital / One-Time Expenses	(464,424)	(950)	(4,943,639)	(976,000)	(1,110,000)
Total Projected Expenses:	(1,735,412)	(29,634)	(10,285,814)	(4,239,018)	(16,970,784)
Estimated Ending Balance FY23	**2,013,853**	**212,189**	**4,572,225**	**2,086,840**	**11,762,865**
FY24 Budgeted Revenues	1,632,890	52,528	7,231,673	3,532,168	18,070,301
Total Available:	3,646,743	264,717	11,803,898	5,619,008	29,833,166
FY24 Budgeted Expenses	(1,616,570)	(27,584)	(5,408,028)	(3,396,829)	(14,597,870)
Capital Carryover	0	(12,421)	(750,346)	0	(372,972)
Capital / One-Time Expenses	(275,000)	0	(1,163,432)	(1,414,450)	(7,625,000)
Total Projected Expenses:	(1,891,570)	(40,005)	(7,321,806)	(4,811,279)	(22,595,842)
Projected Ending Balance, FY24	**1,755,173**	**224,712**	**4,482,092**	**807,729**	**7,237,324**
Less: Designated Reserve	**(66,903)**	**0**	**0**	**0**	**0**
Adjusted Ending Balance	**1,688,270**	**224,712**	**4,482,092**	**807,729**	**7,237,324**
Recommended Reserve Levels per Fiscal Policy:					
	265,738	**4,534**	**888,991**	**558,383**	**4,000,000**
Available for Supplemental:	**16,320**	**24,944**	**1,823,645**	**135,339**	**3,472,431**
Available for Capital / One-Time:	**1,406,212**	**195,234**	**1,769,456**	**114,007**	**(235,107)**
Total Available	**1,422,532**	**220,178**	**3,593,101**	**249,346**	**3,237,324**

Fund Balance Summary
Estimated FY2022-23 and Budgeted FY2023-24
Special Revenue Funds (continued)

	*Police Drug**	*Grant*	*Police Seized Assets*	*Glade Parks PID #1*	*Glade Parks TIRZ*	*Cable PEG Fee*	*Midtown PID*	*Midtown TIRZ*
Beginning Balance, FY23	**$506,334**	**$276**	**$223,060**	**$750,000**	**$3,458,961**	**$644,986**	**$61,234**	**$788,755**
(per audit, FYE 2022)								
FY23 Estimated Revenues	132,313	352,747	8,544	0	2,291,809	99,446	343,515	933,048
Total Available:	638,647	353,023	231,604	750,000	5,750,770	744,432	404,749	1,721,803
FY23 Estimated Expenses	(220,000)	(52,918)	(49,471)	0	(1,138,418)	(85,400)	(337,464)	(764,199)
Proposed Budget Adjustment	0	(299,829)	0	0	0	0	0	0
Capital / One-Time Expenses	0	0	0	0	0	(114,600)	0	0
Total Projected Expenses:	(220,000)	(352,747)	(49,471)	0	(1,138,418)	(200,000)	(337,464)	(764,199)
Estimated Ending Balance FY23	**418,647**	**276**	**182,133**	**750,000**	**4,612,352**	**544,432**	**67,285**	**957,604**
FY24 Budgeted Revenues	35,729	950,445	9,826	0	2,591,306	95,634	366,464	1,033,272
Total Available:	454,376	950,721	191,959	750,000	7,203,658	640,066	433,749	1,990,876
FY24 Budgeted Expenses	(220,000)	(950,445)	(51,048)	0	(1,130,113)	(85,400)	(361,321)	(742,400)
Capital Carryover	0	0	0	0	0	0	0	0
Capital / One-Time Expenses	0	0	0	0	0	(34,600)	0	0
Total Projected Expenses:	(220,000)	(950,445)	(51,048)	0	(1,130,113)	(120,000)	(361,321)	(742,400)
Projected Ending Balance, FY24	**234,376**	**276**	**140,911**	**750,000**	**6,073,545**	**520,066**	**72,428**	**1,248,476**
Less: Designated Reserve	**0**	**0**	**0**	**(750,000)**	**0**	**0**	**0**	**0**
Adjusted Ending Balance	**234,376**	**276**	**140,911**	**0**	**6,073,545**	**520,066**	**72,428**	**1,248,476**
Recommended Reserve Levels per Fiscal Policy:								
	0	**0**	**0**	**0**	**0**	**0**	**0**	**0**
Available for Supplemental:	**(184,271)**	**0**	**(41,222)**	**0**	**1,461,193**	**10,234**	**5,143**	**290,872**
Available for Capital / One-Time:	**418,647**	**276**	**182,133**	**0**	**4,612,352**	**509,832**	**67,285**	**957,604**
Total Available	**234,376**	**276**	**140,911**	**0**	**6,073,545**	**520,066**	**72,428**	**1,248,476**

* Revised beginning fund balance.

Fund Balance Summary
Estimated FY2022-23 and Budgeted FY2023-24
Enterprise Funds

	Water & Wastewater	*Service Center*	*Drainage Utility System*	*Recreation Classes*	*Arbor Daze*	*Texas Star Golf*	*Parks at Texas Star*
Beginning Balance, FY23	**$10,131,803**	**$485,766**	**$287,409**	**$349,171**	**$93**	**$1,750,500**	**$479,559**
(per audit, FYE 2022)							
FY23 Estimated Revenues	30,002,768	1,311,214	951,979	479,366	120,000	4,926,715	1,100,574
Total Available:	40,134,571	1,796,980	1,239,388	828,537	120,093	6,677,215	1,580,133
FY23 Estimated Expenses	(29,998,143)	(1,311,214)	(924,646)	(425,197)	(120,000)	(4,879,599)	(987,652)
Capital / One-Time Expenses	(196,078)	(58,800)	(50,000)	0	0	(120,000)	(46,000)
Total Projected Expenses:	(30,194,221)	(1,370,014)	(974,646)	(425,197)	(120,000)	(4,999,599)	(1,033,652)
Estimated Ending Balance FY23	**9,940,350**	**426,966**	**264,742**	**403,340**	**93**	**1,677,616**	**546,481**
FY24 Budgeted Revenues	33,135,803	1,418,125	950,207	590,600	150,000	5,663,037	1,166,144
Total Available:	43,076,153	1,845,091	1,214,949	993,940	150,093	7,340,653	1,712,625
FY24 Budgeted Expenses	(33,133,350)	(1,418,125)	(943,317)	(528,155)	(150,000)	(5,654,171)	(1,073,822)
Capital Carryover	(168,944)	0	0	0	0	0	0
Capital / One-Time Expenses	(2,235,000)	(38,500)	(70,000)	0	0	0	0
Total Projected Expenses:	(35,537,294)	(1,456,625)	(1,013,317)	(528,155)	(150,000)	(5,654,171)	(1,073,822)
Projected Ending Balance, FY24	**7,538,859**	**388,466**	**201,632**	**465,785**	**93**	**1,686,482**	**638,803**
Less: Designated Reserve	**0**	**0**	**0**	**0**	**0**	**0**	**0**
Adjusted Ending Balance	**7,538,859**	**388,466**	**201,632**	**465,785**	**93**	**1,686,482**	**638,803**
Recommended Reserve Levels per Fiscal Policy:							
	6,808,223	**0**	**193,832**	**108,525**	**0**	**1,161,816**	**220,648**
Available for Supplemental:	**2,453**	**0**	**6,890**	**62,445**	**0**	**8,866**	**92,322**
Available for Capital / One-Time:	**728,183**	**388,466**	**910**	**294,815**	**93**	**515,800**	**325,833**
Total Available	**730,636**	**388,466**	**7,800**	**357,260**	**93**	**524,666**	**418,155**

Fund Balance Summary
Estimated FY2022-23 and Budgeted FY2023-24
Debt Service Funds

	G.O.Debt Service	*Stars Center Debt*	*EDC 1/2 Cent Sales Tax Debt*	*Water & Wastewater Debt*	*Texas Star Golf Course Debt*
Beginning Balance, FY23	**$2,107,809**	**$135,005**	**$11,731**	**$598,379**	**$56,964**
(per audit, FYE 2022)					
FY23 Estimated Revenues	7,321,236	706,470	403,239	1,218,796	590,912
Total Available:	9,429,045	841,475	414,970	1,817,175	647,876
FY23 Estimated Expenses	(7,087,875)	(706,470)	(398,976)	(1,218,796)	(590,894)
Capital / One-Time Expenses	(165,000)	0	0	0	0
Total Projected Expenses:	(7,252,875)	(706,470)	(398,976)	(1,218,796)	(590,894)
Estimated Ending Balance FY23	**2,176,170**	**135,005**	**15,994**	**598,379**	**56,982**
FY24 Budgeted Revenues	8,306,835	775,976	399,351	1,213,836	589,459
Total Available:	10,483,005	910,981	415,345	1,812,215	646,441
FY24 Budgeted Expenses	(8,250,985)	(709,190)	(395,626)	(1,213,836)	(589,187)
Capital / One-Time Expenses	0	0	0	0	0
Total Projected Expenses:	(8,250,985)	(709,190)	(395,626)	(1,213,836)	(589,187)
Projected Ending Balance, FY24	**2,232,020**	**201,791**	**19,719**	**598,379**	**57,254**
Less: Designated Reserve	**(654,655)**	**(41,250)**	**0**	**0**	**0**
Adjusted Ending Balance	**1,577,365**	**160,541**	**19,719**	**598,379**	**57,254**
Recommended Reserve Levels per Fiscal Policy:					
	687,582	**0**	**0**	**0**	**0**
Available for Supplemental:	**55,850**	**66,786**	**3,725**	**0**	**272**
Available for Capital / One-Time:	**833,933**	**93,755**	**15,994**	**598,379**	**56,982**
Total Available	**889,783**	**160,541**	**19,719**	**598,379**	**57,254**

Fund Balance Summary
Estimated FY2022-23 and Budgeted FY2023-24
Reserve Funds

	General Emergency / Contingency Reserves	*EDC 1/2 Cent Sales Tax Debt Reserve*	*Midtown Bond Reserve*	*Water & Wastewater Debt & Emergency Reserve*	*Water & Wastewater Rate Stabilization Reserve*	*Texas Star Sports Complex Reserve*	*Texas Star Golf Course Reserve*
Beginning Balance, FY23	**1,500,000**	**$401,125**	**$999,725**	**$1,250,550**	**$3,968,349**	**$374,004**	**$828,934**
(per audit, FYE 2022)							
FY23 Estimated Revenues	0	0	0	0	21,000	30,704	97,546
Total Available:	1,500,000	401,125	999,725	1,250,550	3,989,349	404,708	926,480
FY23 Estimated Expenses	0	0	0	(16,957)	(979,205)	0	(100,000)
Total Projected Expenses:	0	0	0	(16,957)	(979,205)	0	(100,000)
Estimated Ending Balance FY23	**1,500,000**	**401,125**	**999,725**	**1,233,593**	**3,010,144**	**404,708**	**826,480**
FY24 Budgeted Revenues	0	0	0	0	21,000	17,000	60,000
Total Available:	1,500,000	401,125	999,725	1,233,593	3,031,144	421,708	886,480
FY24 Budgeted Expenses	0	0	0	0	(479,205)	0	(100,000)
Capital / One-Time Expenses	0	0	0	(18,506)	0	0	(50,000)
Total Projected Expenses:	0	0	0	(18,506)	(479,205)	0	(150,000)
Projected Ending Balance, FY24	**1,500,000**	**401,125**	**999,725**	**1,215,087**	**2,551,939**	**421,708**	**736,480**
Less: Designated Reserve	**(1,500,000)**	**(401,075)**	**(999,725)**	**(1,215,087)**	**0**	**0**	**(523,074)**
Adjusted Ending Balance	**0**	**50**	**0**	**0**	**2,551,939**	**421,708**	**213,406**
Recommended Reserve Levels per Fiscal Policy:							
	0	**0**	**0**	**0**	**0**	**0**	**0**
Available for Supplemental:	**0**	**0**	**0**	**0**	**(458,205)**	**17,000**	**(40,000)**
Available for Capital / One-Time:	**0**	**50**	**0**	**0**	**3,010,144**	**404,708**	**253,406**
Total Available	**0**	**50**	**0**	**0**	**2,551,939**	**421,708**	**213,406**

Where Does The Money Come From?

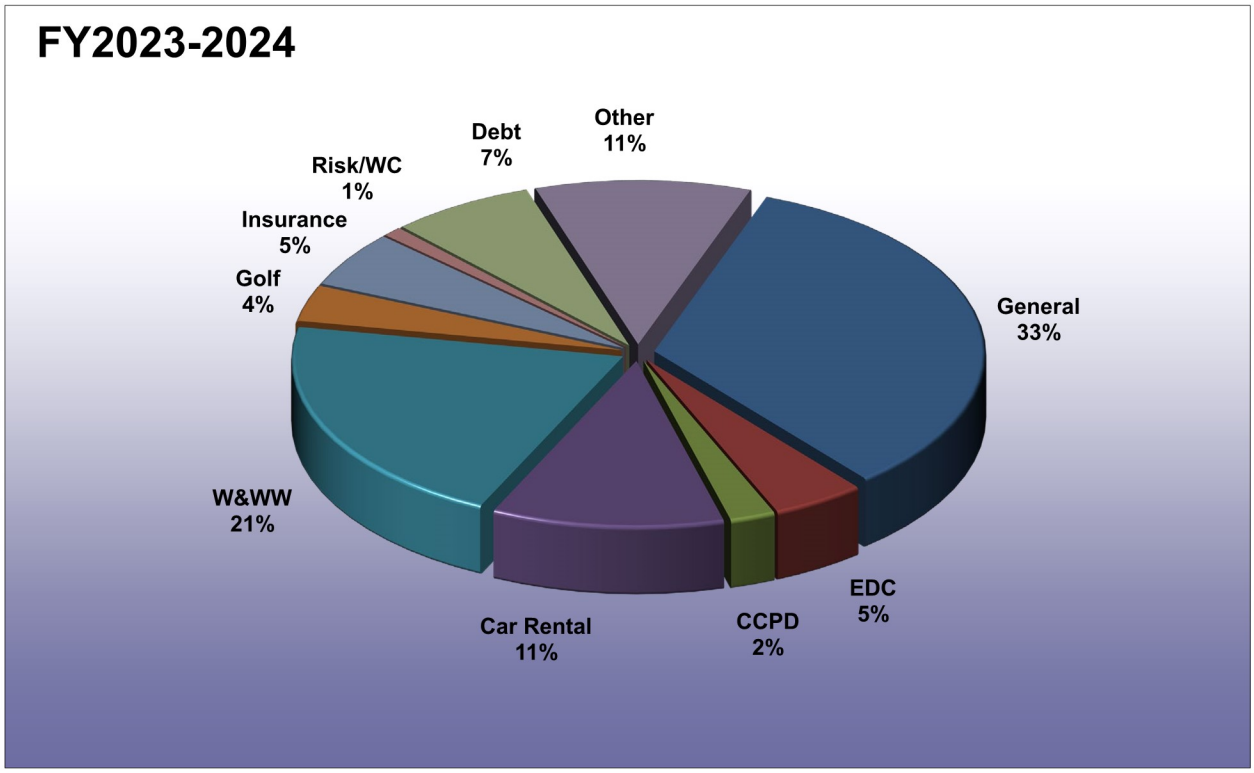

	Budgeted FY2022-2023		Proposed FY2023-2024	
	Revenue	Use of Reserves	Revenue	Use of Reserves
General	$ 49,763,948	$ 8,891,334	$ 53,295,741	$ 8,399,424
Hotel/Motel	$ 1,514,579	$ 464,424	$ 1,632,890	$ 275,000
Juvenile Case	$ 46,031	$ 13,371	$ 52,528	$ 12,421
EDC ½¢ Sales Tax	$ 7,008,599	$ 5,693,985	$ 7,231,673	$ 1,913,778
CCPD ¼¢ Sales Tax	$ 3,471,916	$ 976,000	$ 3,532,168	$ 1,414,450
Police Seized Assets Fund	$ 435	$ 49,036	$ 9,826	$ 41,222
Police Drug Fund	$ 36,336	$ 183,664	$ 35,729	$ 184,271
Grant Fund	$ 52,918	$ 635,925	$ 950,445	$ -
Car Rental	$ 17,661,183	$ 1,482,972	$ 18,070,301	$ 7,997,972
Glade Parks TIRZ	$ 2,134,976	$ -	$ 2,591,306	$ -
Cable PEG Fund	$ 86,029	$ 114,600	$ 95,634	$ 34,600
Midtown PID	$ 338,105	$ -	$ 366,464	$ -
Midtown TIRZ	$ 933,048	$ -	$ 1,033,272	$ -
Water & Wastewater	$ 30,002,768	$ 365,022	$ 33,135,803	$ 2,403,944
Service Center	$ 1,311,214	$ 58,800	$ 1,418,125	$ 38,500
Drainage Utility	$ 928,949	$ 50,000	$ 950,207	$ 70,000
Recreation Classes	$ 479,366	$ -	$ 590,600	$ -
Arbor Daze	$ 120,000	$ -	$ 150,000	$ -
Texas Star Golf Course (TSGC)	$ 4,926,715	$ 120,000	$ 5,663,037	$ -
Parks at Texas Star (PATS)	$ 1,100,574	$ 46,000	$ 1,166,144	$ -
Equip. Replacement	$ 9,271,331	$ -	$ 5,890,625	$ 4,249,091
Insurance	$ 8,377,974	$ 40,000	$ 8,745,766	$ 44,000
Risk/WC	$ 1,438,359	$ -	$ 1,508,486	$ -
General Obligation Debt	$ 7,153,579	$ 165,000	$ 8,306,835	$ 87,988
Star Center Debt	$ 707,621	$ -	$ 775,976	$ -
EDC Debt	$ 399,131	$ -	$ 399,351	$ -
Water & Wastewater Debt	$ 1,218,796	$ -	$ 1,213,836	$ -
TSGC Debt	$ 590,912	$ -	$ 589,459	$ -
TOTAL	$ 151,075,392	$ 19,350,133	$ 159,402,227	$ 27,166,661

Schedule includes operating and debt funds and excludes CIP and reserve funds.

Where Does The Money Go?

FY2023-2024

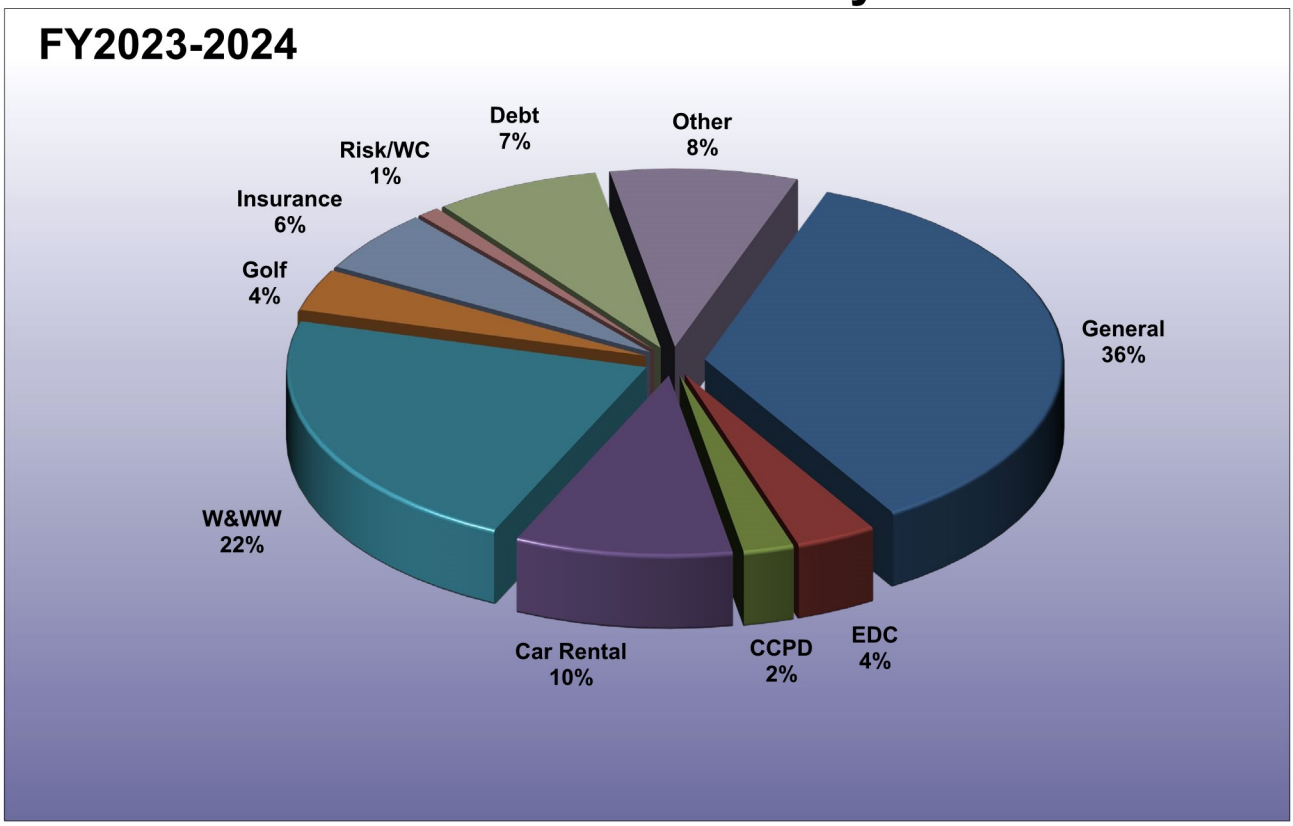

Fund	Budgeted FY2022-2023 Operating Expenses	Budgeted FY2022-2023 Capital / One-Time	Proposed FY2023-2024 Operating Expenses	Proposed FY2023-2024 Capital / One-Time
General	$ 49,693,014	$ 8,891,334	$ 53,252,508	$ 8,399,424
Hotel/Motel	$ 1,270,988	$ 464,424	$ 1,616,570	$ 275,000
Juvenile Case	$ 28,684	$ 13,371	$ 27,584	$ 12,421
EDC ½¢ Sales Tax	$ 5,342,175	$ 5,693,985	$ 5,408,028	$ 1,913,778
CCPD ¼¢ Sales Tax	$ 3,263,018	$ 976,000	$ 3,396,829	$ 1,414,450
Police Seized Assets Fund	$ 49,471	$ -	$ 51,048	$ -
Police Drug Fund	$ 220,000	$ -	$ 220,000	$ -
Grant Fund	$ 52,918	$ 635,925	$ 950,445	$ -
Car Rental	$ 14,587,875	$ 1,482,972	$ 14,597,870	$ 7,997,972
Glade Parks TIRZ	$ 1,138,418	$ -	$ 1,130,113	$ -
Cable PEG Fund	$ 85,400	$ 114,600	$ 85,400	$ 34,600
Midtown PID	$ 337,464	$ -	$ 361,321	$ -
Midtown TIRZ	$ 764,199	$ -	$ 742,400	$ -
Water & Wastewater	$ 29,998,143	$ 365,022	$ 33,133,350	$ 2,403,944
Service Center	$ 1,311,214	$ 58,800	$ 1,418,125	$ 38,500
Drainage Utility	$ 924,646	$ 50,000	$ 943,317	$ 70,000
Recreation Classes	$ 425,197	$ -	$ 528,155	$ -
Arbor Daze	$ 120,000	$ -	$ 150,000	$ -
Texas Star Golf Course (TSGC)	$ 4,879,599	$ 120,000	$ 5,654,171	$ -
Parks at Texas Star (PATS)	$ 987,652	$ 46,000	$ 1,073,822	$ -
Equip. Replacement	$ 3,460,252	$ 1,838,500	$ 3,355,442	$ 4,249,091
Insurance	$ 8,363,240	$ 40,000	$ 8,482,607	$ 44,000
Risk/WC	$ 1,366,731	$ -	$ 1,448,792	$ -
General Obligation Debt	$ 7,087,875	$ 165,000	$ 8,250,985	$ -
Star Center Debt	$ 706,470	$ -	$ 709,190	$ -
EDC Debt	$ 398,976	$ -	$ 395,626	$ -
Water & Wastewater Debt	$ 1,218,796	$ -	$ 1,213,836	$ -
TSGC Debt	$ 590,894	$ -	$ 589,187	$ -
TOTAL	$ 138,673,309	$ 20,955,933	$ 149,186,721	$ 26,853,180

Schedule includes operating and debt funds and excludes CIP and reserve funds.

General Fund Revenues

FY2023-2024

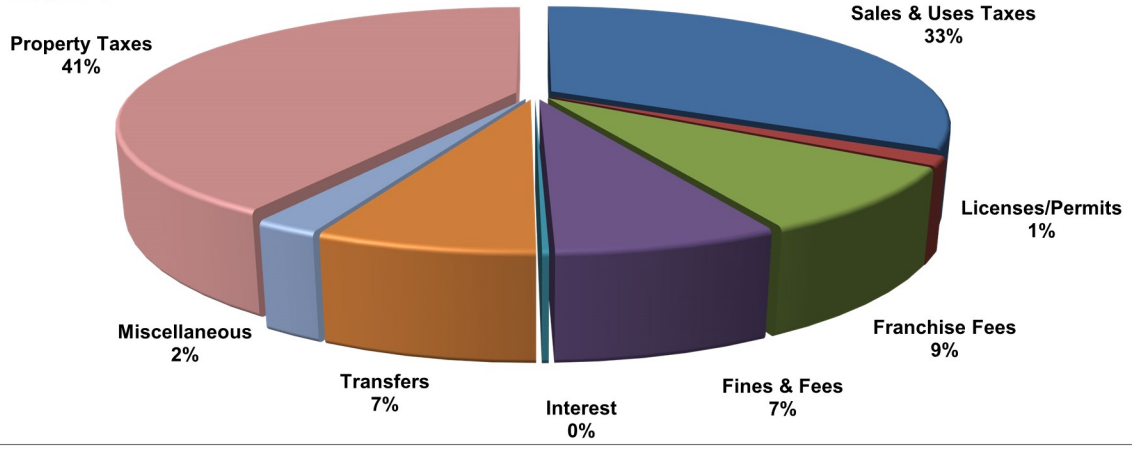

General Fund Revenues	Actual FY 22	Budget FY 23	Estimated FY 23	Proposed Budget FY 24	FY23 Budget to FY24 Proposed $ Diff	FY23 Budget to FY24 Proposed % Diff.
Property Taxes	$ 19,291,224	$ 19,774,934	$ 19,886,616	$ 21,892,546	$ 2,117,612	11%
Prior Year Property Taxes	$ 312	$ 15,000	$ (15,000)	$ 15,000	$ -	0%
Penalties & Interest	$ 86,681	$ 80,000	$ 70,000	$ 75,000	$ (5,000)	(6%)
Sales Tax	$ 13,908,346	$ 13,308,071	$ 14,304,753	$ 13,749,654	$ 441,583	3%
Additional Sales Tax	$ 3,589,742	$ 3,440,050	$ 3,688,259	$ 3,543,926	$ 103,876	3%
Mixed Drink Tax	$ 201,349	$ 164,558	$ 200,500	$ 205,000	$ 40,442	25%
Electric Franchise	$ 1,654,195	$ 1,620,378	$ 1,662,500	$ 1,662,860	$ 42,482	3%
Gas Franchise	$ 563,968	$ 431,092	$ 595,680	$ 568,645	$ 137,553	32%
Telephone Franchise	$ 98,763	$ 98,809	$ 84,180	$ 71,550	$ (27,259)	(28%)
Sanitation Service	$ 324,755	$ 318,777	$ 328,992	$ 345,177	$ 26,400	8%
Recycling Franchise Fee	$ 25,615	$ 25,920	$ 29,757	$ 33,885	$ 7,965	31%
Cable Franchise Fee	$ 245,178	$ 240,000	$ 190,925	$ 180,000	$ (60,000)	(25%)
W&WW Franchise Tax	$ 1,485,888	$ 1,500,138	$ 1,500,138	$ 1,656,790	$ 156,652	10%
Other Permits	$ 30,774	$ 26,330	$ 14,000	$ 19,000	$ (7,330)	(28%)
Health Permits	$ 87,700	$ 86,800	$ 86,800	$ 86,800	$ -	0%
Fire Permits	$ 66,828	$ 78,766	$ 66,000	$ 71,000	$ (7,766)	(10%)
Contractor Regulatory License	$ 42,800	$ 40,230	$ 40,230	$ 42,955	$ 2,725	7%
Minimum Housing	$ 96,303	$ 65,000	$ 67,560	$ 96,600	$ 31,600	49%
Misc. Permits and Fees	$ 50,512	$ 45,774	$ 48,519	$ 47,674	$ 1,900	4%
Building Permits	$ 774,403	$ 300,000	$ 735,920	$ 300,000	$ -	0%
Aquatics	$ 299,986	$ 245,000	$ 245,000	$ 275,644	$ 30,644	13%
Auto Theft Task Force Grant	$ 95,013	$ 95,000	$ 95,000	$ 95,000	$ -	0%
School Resource Officers	$ 341,294	$ 341,294	$ 341,294	$ 470,834	$ 129,540	38%
Municipal Court	$ 1,876,948	$ 1,626,288	$ 1,565,593	$ 1,691,340	$ 65,052	4%
Library Fees	$ 19,558	$ 14,500	$ 16,214	$ 16,214	$ 1,714	12%
Ambulance Fees	$ 1,066,967	$ 900,000	$ 935,300	$ 936,000	$ 36,000	4%
Alarm Revenue	$ 113,239	$ 106,540	$ 106,540	$ 109,251	$ 2,711	3%
Jail Revenue	$ 675,025	$ 650,000	$ 682,500	$ 716,625	$ 66,625	10%
Interest Income	$ 126,233	$ 38,402	$ 246,631	$ 112,404	$ 74,002	193%
Miscellaneous	$ 724,875	$ 89,400	$ 358,313	$ 98,029	$ 8,629	10%
Tower Lease	$ 559,431	$ 475,970	$ 475,970	$ 422,421	$ (53,549)	(11%)
Betterment/Contributions	$ 17,813	$ 15,000	$ 16,400	$ 15,000	$ -	0%
Transfers	$ 2,744,924	$ 3,505,927	$ 3,505,927	$ 3,672,917	$ 166,990	5%
TOTAL REVENUES	**$ 51,286,642**	**$ 49,763,948**	**$ 52,177,011**	**$ 53,295,741**	**$ 3,531,793**	**7%**
Use of Reserves	$ -	$ 8,891,334	$ 5,492,069	$ 8,399,424	$ (491,910)	(6%)
TOTAL RESOURCES	**$ 51,286,642**	**$ 58,655,282**	**$ 57,669,080**	**$ 61,695,165**	**$ 3,039,883**	**5%**

TAX RATE SCENARIOS As Computed from July 2023 Certified Tax Roll				
		Fiscal Year 2023-24		
	Fiscal Year 2022-23	Revenue at No-New-Revenue Rate	**Revenue at Proposed Rate**	Revenue at Voter-Approval Rate
Total Tax Rate	0.460000	0.413007	**0.457500**	0.463168
Debt Tax Rate	0.089153	0.094803	**0.094803**	0.094803
M & O Tax Rate	0.370847	0.318204	**0.362697**	0.368365
Est. Assessed Valuation (a)	$6,001,564,674	$6,844,091,124	**$6,844,091,124**	$6,844,091,124
Adj. Net Taxable Value Assessed (b)	$5,193,568,181	$5,898,336,965	**$5,898,336,965**	$5,898,336,965
Est. TIF Increment Value (c)	299,126,638	370,321,743	**370,321,743**	370,321,743
Total Debt	$7,083,954	$8,247,060	**$8,247,060**	$8,247,060
Debt Paid by other Sources	($2,140,287)	($2,124,702)	**($2,124,702)**	($2,124,702)
Taxable Debt Service	$4,943,667	$6,122,358	**$6,122,358**	$6,122,358
Debt Revenue	$4,630,222	$5,591,800	**$5,591,800**	$5,591,800
Ceiling Revenues	$289,259	$342,589	**$332,315**	$305,486
Prior Year Debt Revenue	$3,353,394	$4,630,222	**$4,630,222**	$4,630,222
Increase (Decrease) in Debt Revenue	$1,566,086	$1,304,167	**$1,293,894**	$1,267,065
M&O Revenue - General Fund	$18,527,042	$17,887,843	**$20,621,175**	$20,969,376
Ceiling Revenues	$1,203,220	$1,235,571	**$1,271,371**	$1,275,437
Total General Fund Tax Revenue	$19,730,262	$19,123,413	**$21,892,546**	$22,244,814
Prior Year M&O Revenue	$19,162,531	$19,730,262	**$19,730,262**	$19,730,262
Increase (Decrease) in M&O Revenue	$567,731	($606,849)	**$2,162,284**	$2,514,552
Total Increase in Tax Revenue	$2,133,817	$697,318	**$3,456,178**	$3,781,616

NOTES:

(a) Assessed Valuation is the estimated Net Taxable Value from T.A.D. (Tarrant Appraisal District) plus minimum value of ARB (Appraisal Review Board), estimate of incomplete property, and estmate of In Process property.

(b) Adj. Net Taxable Value Assessed = Assessed Value less estimated TIF increment $370,321,743 and authorized ceiling estimate $575,432,416.

(c) TIF = Tax Increment Finance zone increment value increase contracted at 75% ($493,762,324 @ 75% = $370,321,743).

Note: Under these circumstances each penny of tax equals approximately $578,037 ($5,898,336,965*.01*.98/100 = $578,037).

M&O Revenues are at a collection rate of approximately 98%. Debt Revenues are at 100% collections.

M&O = Maintenance and Operations

General Fund Expenditures

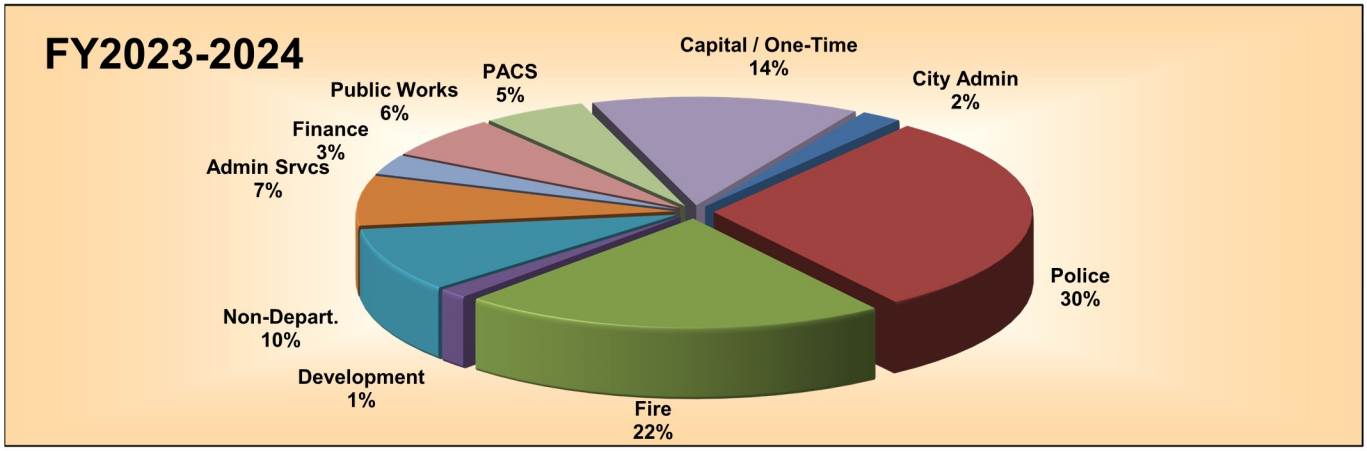

General Fund Expenditures	Actual FY 22	Budget FY 23	Estimated FY 23	Proposed Budget FY 24	FY23 Budget to FY24 Proposed $ Diff	% Diff.
City Council	$ 12,616	$ 26,805	$ 26,805	$ 27,000	$ 195	1%
City Administration	$ 605,602	$ 701,861	$ 701,861	$ 726,545	$ 24,684	4%
City Secretary	$ 405,941	$ 495,231	$ 495,231	$ 511,831	$ 16,600	3%
Communications/Marketing	$ 4,719	$ 20,600	$ 20,600	$ 21,350	$ 750	4%
Total - City Administration	**$ 1,028,878**	**$ 1,244,497**	**$ 1,244,497**	**$ 1,286,726**	**$ 42,229**	**3%**
Finance/Budget	$ 180,455	$ 310,286	$ 310,286	$ 322,055	$ 11,769	4%
Municipal Court	$ 764,528	$ 901,598	$ 901,598	$ 908,912	$ 7,314	1%
Accounting	$ 336,524	$ 435,743	$ 435,743	$ 460,715	$ 24,972	6%
Purchasing	$ 92,373	$ 116,260	$ 116,260	$ 118,904	$ 2,644	2%
Total - Finance	**$ 1,373,880**	**$ 1,763,887**	**$ 1,763,887**	**$ 1,810,586**	**$ 46,699**	**3%**
Emergency Management	$ 58,191	$ 69,832	$ 69,832	$ 121,207	$ 51,375	74%
Police Code Compliance	$ 1,978,187	$ 2,129,547	$ 2,129,547	$ 2,399,132	$ 269,585	13%
Police Administration	$ 1,216,130	$ 1,308,200	$ 1,308,200	$ 1,481,910	$ 173,710	13%
Police Patrol	$ 6,603,888	$ 7,293,714	$ 7,293,714	$ 7,187,633	$ (106,081)	(1%)
Police CID	$ 1,866,493	$ 2,309,489	$ 2,309,489	$ 2,839,463	$ 529,974	23%
Police Service	$ 2,471,710	$ 2,856,314	$ 2,856,314	$ 2,839,025	$ (17,289)	(1%)
Police Detention	$ 1,604,712	$ 1,399,693	$ 1,399,693	$ 1,591,493	$ 191,800	14%
Total-Police	**$ 15,799,311**	**$ 17,366,789**	**$ 17,366,789**	**$ 18,459,863**	**$ 1,093,074**	**6%**
Fire Marshal/Education	$ 612,174	$ 685,269	$ 685,269	$ 665,184	$ (20,085)	(3%)
Fire Administration	$ 519,480	$ 659,160	$ 659,160	$ 668,131	$ 8,971	1%
EMS/Suppression	$ 10,193,338	$ 11,420,875	$ 11,420,875	$ 11,936,532	$ 515,657	5%
Total-Fire	**$ 11,324,992**	**$ 12,765,304**	**$ 12,765,304**	**$ 13,269,847**	**$ 504,543**	**4%**
Information Services	$ 873,338	$ 1,141,520	$ 1,141,520	$ 1,564,445	$ 422,925	37%
Human Resources	$ 407,692	$ 550,071	$ 550,071	$ 595,771	$ 45,700	8%
Facility Maintenance	$ 1,207,657	$ 1,229,690	$ 1,229,690	$ 1,415,527	$ 185,837	15%
Library	$ 914,621	$ 1,002,541	$ 1,002,541	$ 992,638	$ (9,903)	(1%)
Total - Administrative Services	**$ 3,403,308**	**$ 3,923,822**	**$ 3,923,822**	**$ 4,568,381**	**$ 644,559**	**16%**
Planning & Development	$ 323,388	$ 473,185	$ 473,185	$ 406,309	$ (66,876)	(14%)
Inspection Services	$ 389,488	$ 463,924	$ 463,924	$ 512,672	$ 48,748	11%
Total-Development	**$ 712,876**	**$ 937,109**	**$ 937,109**	**$ 918,981**	**$ (18,128)**	**(2%)**
Recreation	$ 678,635	$ 757,255	$ 757,255	$ 875,014	$ 117,759	16%
Parks	$ 1,542,070	$ 1,726,888	$ 1,726,888	$ 1,803,263	$ 76,375	4%
Aquatics	$ 109,820	$ 156,025	$ 156,025	$ 180,762	$ 24,737	16%
Senior Center	$ 241,965	$ 273,610	$ 273,610	$ 292,039	$ 18,429	7%
Recreation Admin.	$ 81,209	$ 90,777	$ 90,777	$ 102,316	$ 11,539	13%
Total-Parks & Comm Srvcs	**$ 2,653,699**	**$ 3,004,555**	**$ 3,004,555**	**$ 3,253,394**	**$ 248,839**	**8%**
Street Maintenance	$ 2,641,150	$ 3,007,802	$ 3,007,802	$ 3,102,088	$ 94,286	3%
Animal Control	$ 343,663	$ 418,390	$ 418,390	$ 539,779	$ 121,389	29%
City Engineer	$ 73,107	$ 94,395	$ 94,395	$ 180,044	$ 85,649	91%
Total - Public Works	**$ 3,057,920**	**$ 3,520,587**	**$ 3,520,587**	**$ 3,821,911**	**$ 301,324**	**9%**
Legal Services	$ 166,379	$ 200,000	$ 200,000	$ 200,000	$ -	0%
Non-Departmental	$ 3,871,840	$ 4,951,864	$ 4,951,864	$ 5,648,219	$ 696,355	14%
Betterment	$ -	$ 14,600	$ 14,600	$ 14,600	$ -	0%
Total - Non-Depart.	**$ 4,038,219**	**$ 5,166,464**	**$ 5,166,464**	**$ 5,862,819**	**$ 696,355**	**13%**
Total Operating Expenses	**$ 43,393,083**	**$ 49,693,014**	**$ 49,693,014**	**$ 53,252,508**	**$ 3,559,494**	**7%**
Capital / One-Time	$ 3,573,884	$ 8,891,334	$ 7,976,066	$ 8,399,424	$ (491,910)	(6%)
Total Expenses	**$ 46,966,967**	**$ 58,584,348**	**$ 57,669,080**	**$ 61,651,932**	**$ 3,067,584**	**5%**

Water & Wastewater Revenues

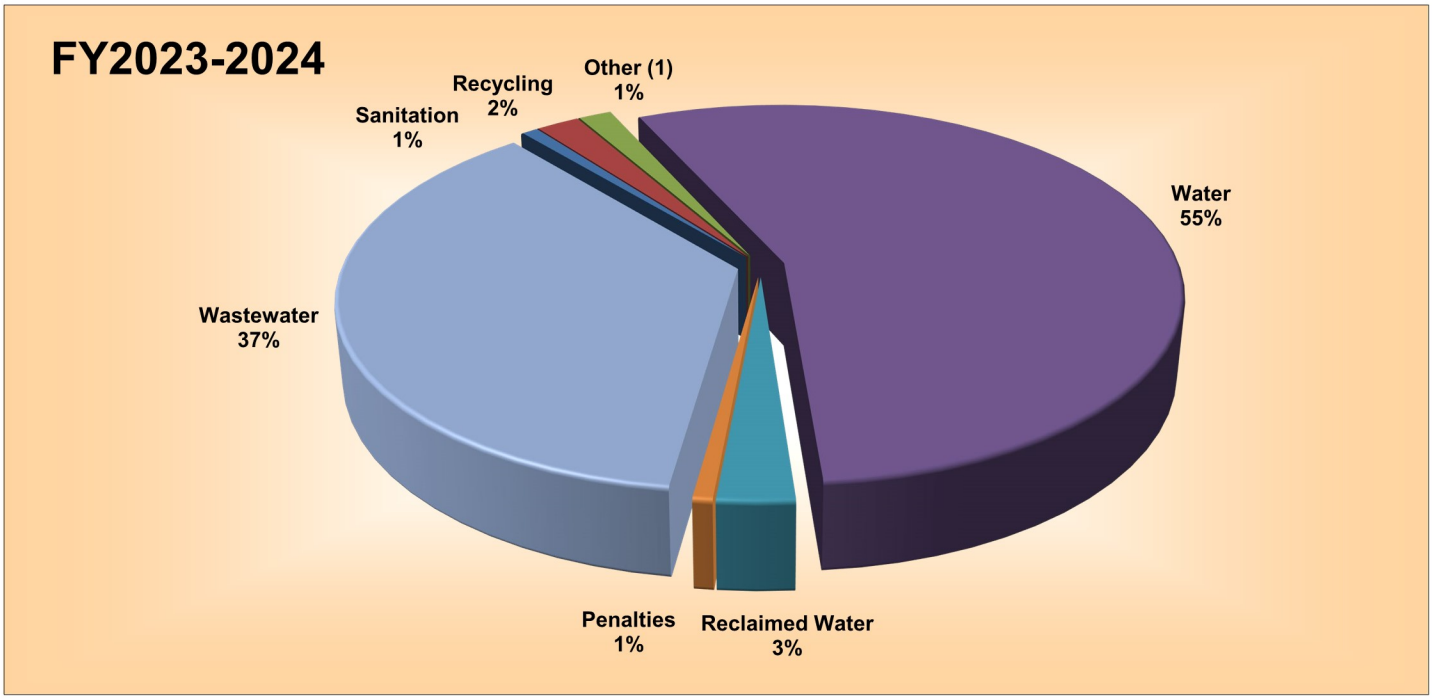

The above graph shows the sources of revenues in the Water & Wastewater Fund which are generated by services provided to the citizens of Euless for recycling, sanitation, water and wastewater. The "Other" amount represents 1% of total revenues and is an aggregate of several revenue sources as indicated in the table below.

Water & Wastewater Revenues	Actual FY 22	Budget FY 23	Estimated FY 23	Proposed Budget FY 24	FY23 Budget to FY24 Proposed $ Diff	FY23 Budget to FY24 Proposed % Diff.
Interest Income[1]	$ 76,046	$ 14,226	$ 14,226	$ 14,226	$ -	0%
Sanitation	$ 270,357	$ 250,000	$ 250,000	$ 250,000	$ -	0%
Water Service	$ 16,446,768	$ 16,729,757	$ 16,729,757	$ 18,413,496	$ 1,683,739	10%
Wastewater Service	$ 10,709,042	$ 10,880,226	$ 10,880,226	$ 12,154,887	$ 1,274,661	12%
Reclaimed Water Service	$ 946,434	$ 883,125	$ 883,125	$ 895,686	$ 12,561	1%
New Meters[1]	$ 16,578	$ 15,000	$ 15,000	$ 15,000	$ -	0%
Reconnect Fees[1]	$ 228,195	$ 135,000	$ 135,000	$ 135,000	$ -	0%
Inspection Fees[1]	$ 81,200	$ 150,000	$ 150,000	$ 150,000	$ -	0%
Miscellaneous[1]	$ 164,602	$ 171,484	$ 171,484	$ 171,484	$ -	0%
Penalties	$ 316,602	$ 230,000	$ 230,000	$ 230,000	$ -	0%
Initiations/Transfer Fees[1]	$ 29,190	$ 30,000	$ 30,000	$ 30,000	$ -	0%
Recycling Fees	$ 484,627	$ 513,950	$ 513,950	$ 676,024	$ 162,074	32%
Use of Rate Stabilization	$ 288,962	$ 479,205	$ 479,205	$ 479,205	$ -	0%
Rate Stabilization Rebate	$ (288,962)	$ (479,205)	$ (479,205)	$ (479,205)	$ -	0%
TOTAL REVENUES	**$ 29,769,641**	**$ 30,002,768**	**$ 30,002,768**	**$ 33,135,803**	**$ 3,133,035**	**10%**
Use of Reserves	$ -	$ 365,022	$ 196,078	$ 2,403,944	$ 2,038,922	559%
TOTAL RESOURCES	**$ 29,769,641**	**$ 30,367,790**	**$ 30,198,846**	**$ 35,539,747**	**$ 5,171,957**	**17%**

The above chart details revenues for the past, current, and upcoming fiscal years, as well as expected increases and decreases in service fee collections within the past year. The Water and Wastewater revenues are generated primarily from user charges for the variety of services provided to the citizens of Euless. Water Service revenues fluctuate seasonally and can be drastically affected by an extended period of drought or rainfall.

(1) Water & Wastewater Revenue line items are aggregated in graph under "Other"

WATER SERVICE RATES

Current Rates:

Meter Charge:

Meter Size (inches)	Monthly Charge
5/8-3/4	$ 13.75
1	$ 16.07
1 1/2	$ 22.52
2	$ 37.30
3	$ 75.88
4	$ 133.77
5	$ 210.94
6	$ 300.98

Residential Volume Charge per 1,000 gallons (tgals)

Tiered Rates	
0-2 tgals	$ 4.77
3-8 tgals	$ 5.70
9-15 tgals	$ 6.27
16-35 tgals	$ 6.80
Over 35 tgals	$ 7.40

Single Family Residential Rate Stabilization Refund:

50¢ per 1,000 (tgals) up to 15 tgals/monthly

Estimated total refund @ 50¢/tgal $ 479,205
Estimated refund volume in tgals: 958,410

Refund not applicable to irrigation meters

Irrigation Volume Charge per 1,000 gallons (tgals)

Tiered Rates	
0-2 tgals	$ 6.03
3-8 tgals	$ 6.03
9-15 tgals	$ 6.27
16-35 tgals	$ 6.80
Over 35 tgals	$ 7.40

Other Volume Charges per 1,000 gallons (tgals)

Commercial & Multi-family	$ 6.03
Fire Hydrant & Gas Wells	$ 11.29
Supplemental Irrigation	$ 11.29

Reclaimed Volume Charge per 1,000 gallons (tgals)

Non-Boosted	$ 2.17
Boosted Tiered Rates	
0-8 tgals	$ 5.13
9-15 tgals	$ 5.33
16-35 tgals	$ 5.78
Over 35 tgals	$ 6.29
Construction & Gas Wells	$ 9.60

Proposed Rates:

Meter Charge:

Meter Size (inches)	Monthly Charge
5/8-3/4	$ 14.75
1	$ 17.24
1 1/2	$ 24.15
2	$ 40.01
3	$ 81.40
4	$ 143.50
5	$ 226.28
6	$ 322.87

Residential Volume Charge per 1,000 gallons (tgals)

Tiered Rates	
0-2 tgals	$ 5.35
3-8 tgals	$ 6.28
9-15 tgals	$ 6.85
16-35 tgals	$ 7.38
Over 35 tgals	$ 7.98

Single Family Residential Rate Stabilization Refund:

50¢ per 1,000 (tgals) up to 15 tgals/monthly

Estimated total refund @ 50¢/tgal $ 479,205
Estimated refund volume in tgals: 958,410

Refund not applicable to irrigation meters

Irrigation Volume Charge per 1,000 gallons (tgals)

Tiered Rates	
0-2 tgals	$ 6.61
3-8 tgals	$ 6.61
9-15 tgals	$ 6.85
16-35 tgals	$ 7.38
Over 35 tgals	$ 7.98

Other Volume Charges per 1,000 gallons (tgals)

Commercial & Multi-family	$ 6.61
Fire Hydrant & Gas Wells	$ 11.87
Supplemental Irrigation	$ 11.87

Reclaimed Volume Charge per 1,000 gallons (tgals)

Non-Boosted	$ 2.27
Boosted Tiered Rates	
0-8 tgals	$ 5.62
9-15 tgals	$ 5.82
16-35 tgals	$ 6.27
Over 35 tgals	$ 6.78
Construction & Gas Wells	$ 10.09

WASTEWATER SERVICE RATES

Current Rates:			Proposed Rates:		
Residential Base Charge:			**Residential Base Charge:**		
Base Charge:			Base Charge:		
Within Corporate Limits	$	12.00	Within Corporate Limits	$	13.00
Outside Corporate Limits	$	16.50	Outside Corporate Limits	$	17.50
Volume Charge per 1,000 gallons (tgals) (based on 90% of metered water up to 12,000 gallons)			**Volume Charge per 1,000 gallons (tgals)** (based on 90% of metered water up to 12,000 gallons)		
Within Corporate Limits	$	4.53	Within Corporate Limits	$	4.99
Outside Corporate Limits	$	4.53	Outside Corporate Limits	$	4.99
Commercial and Industrial Charges:			**Commercial and Industrial Charges:**		
Base Charge:			**Base Charge:**		
Within Corporate Limits	$	12.00	Within Corporate Limits	$	13.00
Outside Corporate Limits	$	16.50	Outside Corporate Limits	$	17.50
Volume Charge per 1,000 gallons (tgals) (based on 100% of metered water)			**Volume Charge per 1,000 gallons (tgals)** (based on 100% of metered water)		
Within Corporate Limits	$	4.53	Within Corporate Limits	$	4.99
Outside Corporate Limits	$	4.53	Outside Corporate Limits	$	4.99

Water & Wastewater Expenditures

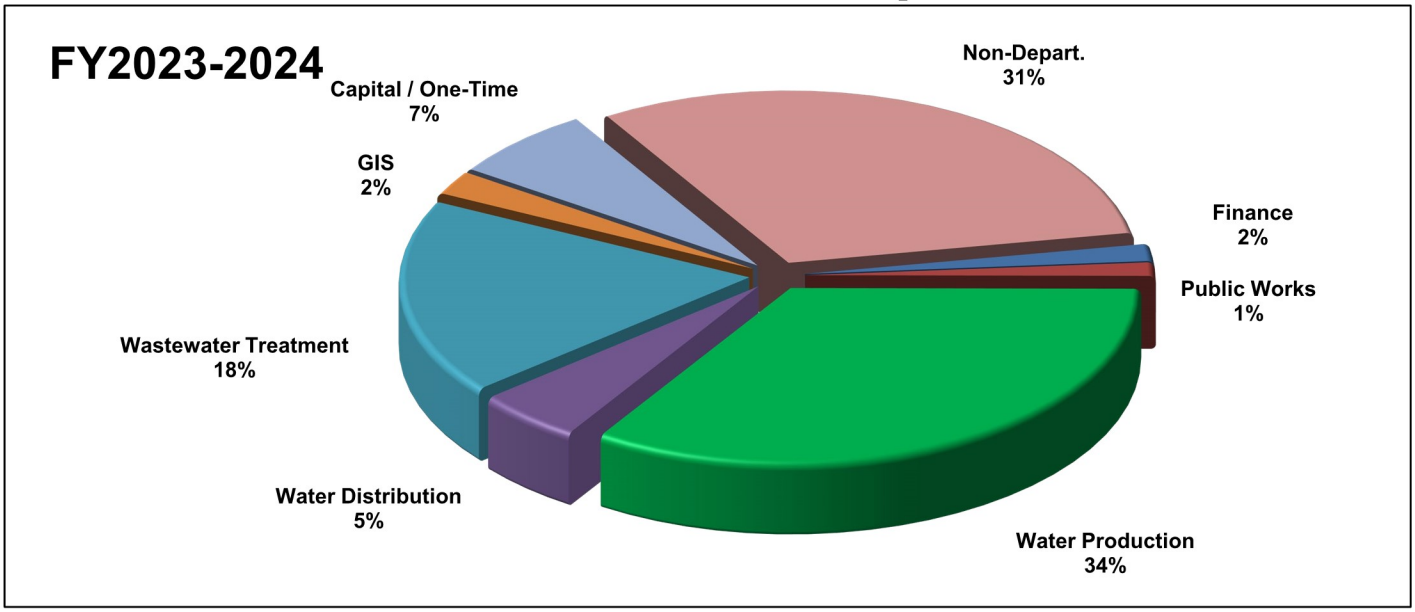

The graph above indicates the expenditure amounts disbursed to the individual departments within the Water and Wastewater Fund. These expenditures reflect the cost incurred by the City for the services provided to Euless citizens.

Water & Wastewater Expenditures	Actual FY 22	Budget FY 23	Estimated FY 23	Proposed Budget FY 24	FY23 Budget to FY24 Proposed $ Diff	FY23 Budget to FY24 Proposed % Diff.
Water Office	$ 495,273	$ 537,134	$ 537,134	$ 562,781	$ 25,647	5%
Total-Finance	**$ 495,273**	**$ 537,134**	**$ 537,134**	**$ 562,781**	**$ 25,647**	**5%**
City Engineer	$ 329,930	$ 381,210	$ 381,210	$ 373,486	$ (7,724)	(2%)
Water Production	$ 10,033,011	$ 10,663,831	$ 10,663,831	$ 12,094,272	$ 1,430,441	13%
Water Distribution	$ 1,644,155	$ 1,644,214	$ 1,644,214	$ 1,740,920	$ 96,706	6%
Wastewater Treatment	$ 5,495,451	$ 5,537,415	$ 5,537,415	$ 6,459,644	$ 922,229	17%
Meter Services	$ 64,225	$ 69,331	$ 69,331	$ 73,754	$ 4,423	6%
Total-Public Works	**$ 17,566,772**	**$ 18,296,001**	**$ 18,296,001**	**$ 20,742,076**	**$ 2,446,075**	**13%**
Recycling	$ 25,719	$ 40,100	$ 40,100	$ 57,357	$ 17,257	43%
GIS/Information Services	$ 706,071	$ 803,070	$ 803,070	$ 794,540	$ (8,530)	(1%)
Legal Services	$ 85,990	$ 85,000	$ 85,000	$ 85,000	$ -	0%
Non-Departmental	$ 9,570,221	$ 10,236,838	$ 10,236,838	$ 10,891,596	$ 654,758	6%
Total-Non Departmental	**$ 10,388,001**	**$ 11,165,008**	**$ 11,165,008**	**$ 11,828,493**	**$ 663,485**	**6%**
Total Operating Expenses	**$ 28,450,046**	**$ 29,998,143**	**$ 29,998,143**	**$ 33,133,350**	**$ 3,135,207**	**10%**
Capital / One-Time	$ 1,709,356	$ 365,022	$ 196,078	$ 2,403,944	$ 2,038,922	559%
Total Expenses	**$ 30,159,402**	**$ 30,363,165**	**$ 30,194,221**	**$ 35,537,294**	**$ 5,174,129**	**17%**

The chart details the expenditures over the past, current, and upcoming fiscal years, as well as the expected increases and decreases in costs within the past year. These expenditures account for the cost associated with the acquisition, operation and maintenance of a municipal water and wastewater utility system.

All Other Enterprise Operating Funds

This chart presents revenues, operating and capital expenses, and use of reserves for all other enterprise operating funds presented within the City of Euless' Annual Operating Budget.

Enterprise Funds	Actual FY 22	Budget FY 23	Estimated FY 23	Proposed Budget FY 24	FY23 Budget to FY24 Proposed $ Diff	FY23 Budget to FY24 Proposed % Diff.
Service Center Fund:						
Revenues	$ 1,223,386	$ 1,311,214	$ 1,311,214	$ 1,418,125	$ 106,911	8%
Operating Expenses	$ 1,268,229	$ 1,311,214	$ 1,311,214	$ 1,418,125	$ 106,911	8%
Use of Reserves	$ 52,563	$ 58,800	$ 58,800	$ 38,500	$ (20,300)	(35%)
Capital / One-Time	$ 7,720	$ 58,800	$ 58,800	$ 38,500	$ (20,300)	(35%)
Drainage Utility System:						
Revenues	$ 923,008	$ 928,949	$ 951,979	$ 950,207	$ 21,258	2%
Operating Expenses	$ 840,206	$ 924,646	$ 924,646	$ 943,317	$ 18,671	2%
Use of Reserves	$ -	$ 50,000	$ 22,667	$ 70,000	$ 20,000	40%
Capital / One-Time	$ 50,000	$ 50,000	$ 50,000	$ 70,000	$ 20,000	40%
Recreation Classes:						
Revenues	$ 598,909	$ 479,366	$ 479,366	$ 590,600	$ 111,234	23%
Operating Expenses	$ 435,762	$ 425,197	$ 425,197	$ 528,155	$ 102,958	24%
Use of Reserves	$ -	$ -	$ -	$ -	$ -	0%
Capital / One-Time	$ -	$ -	$ -	$ -	$ -	0%
Arbor Daze:						
Revenues	$ 19,149	$ 120,000	$ 120,000	$ 150,000	$ 30,000	25%
Operating Expenses	$ 73,370	$ 120,000	$ 120,000	$ 150,000	$ 30,000	25%
Use of Reserves	$ 54,221	$ -	$ -	$ -	$ -	0%
Capital / One-Time	$ -	$ -	$ -	$ -	$ -	0%
Texas Star Golf Course:						
Revenues	$ 5,295,031	$ 4,926,715	$ 4,926,715	$ 5,663,037	$ 736,322	15%
Operating Expenses	$ 4,845,373	$ 4,879,599	$ 4,879,599	$ 5,654,171	$ 774,572	16%
Use of Reserves	$ -	$ 120,000	$ 72,884	$ -	$ (120,000)	(100%)
Capital / One-Time	$ -	$ 120,000	$ 120,000	$ -	$ (120,000)	(100%)
Parks at Texas Star:						
Revenues	$ 1,251,932	$ 1,100,574	$ 1,100,574	$ 1,166,144	$ 65,570	6%
Operating Expenses	$ 1,090,912	$ 987,652	$ 987,652	$ 1,073,822	$ 86,170	9%
Use of Reserves	$ 100,863	$ 46,000	$ 46,000	$ -	$ (46,000)	(100%)
Capital / One-Time	$ 261,883	$ 46,000	$ 46,000	$ -	$ (46,000)	(100%)

Enterprise Funds are used to account for operations that are financed and operated in a manner similar to private business enterprises where the intent of the government's council is that the costs of providing goods and services to the general public on a continuing basis can be financed or recovered primarily through user charges.

The **Service Center Fund** is used to account for the maintenance of the City's motor vehicles.

The **Drainage Fund** is used to account for the acquisition, operation, and maintenance of the City's municipal drainage utility system.

The **Recreation Class Fund** is used to account for the operation of recreational programs, activities and special events offered to Euless citizens and other groups on a fee basis.

The **Arbor Daze Fund** is used to account for expenses related to the annual festival.

The **Texas Star Golf Course** and **Parks at Texas Star Funds** are used to account for the operations and maintenance of these facilities which are supported primarily by user charges.

Special Revenue Operating Funds

This chart presents revenues, operating and capital expenses, and use of reserves for all Special Revenue Funds presented within the City of Euless' Annual Operating Budget.

Special Revenue Funds	Actual FY 22	Budget FY 23	Estimated FY 23	Proposed Budget FY 24	FY23 Budget to FY24 Proposed $ Diff	FY23 Budget to FY24 Proposed % Diff.
Hotel/Motel:						
Revenues	$ 1,748,585	$ 1,514,579	$ 1,592,903	$ 1,632,890	$ 118,311	8%
Operating Expenses	$ 798,642	$ 1,270,988	$ 1,270,988	$ 1,616,570	$ 345,582	27%
Use of Reserves	$ -	$ 464,424	$ 142,509	$ 275,000	$ (189,424)	(41%)
Capital / One-Time	$ -	$ 464,424	$ 464,424	$ 275,000	$ (189,424)	(41%)
Juvenile Case:						
Revenues	$ 51,351	$ 46,031	$ 52,667	$ 52,528	$ 6,497	14%
Operating Expenses	$ 58,022	$ 28,684	$ 28,684	$ 27,584	$ (1,100)	(4%)
Use of Reserves	$ 7,200	$ 13,371	$ -	$ 12,421	$ (950)	(7%)
Capital / One-Time	$ 529	$ 13,371	$ 950	$ 12,421	$ (950)	(7%)
EDC ½¢ Sales Tax:						
Revenues	$ 7,328,173	$ 7,008,599	$ 7,552,716	$ 7,231,673	$ 223,074	3%
Operating Expenses	$ 4,335,921	$ 5,342,175	$ 5,342,175	$ 5,408,028	$ 65,853	1%
Use of Reserves	$ -	$ 5,693,985	$ 2,733,098	$ 1,913,778	$ (3,780,207)	(66%)
Capital / One-Time	$ 1,237,237	$ 5,693,985	$ 4,943,639	$ 1,913,778	$ (3,780,207)	(66%)
CCPD ¼¢ Sales Tax:						
Revenues	$ 3,588,677	$ 3,471,916	$ 3,789,433	$ 3,532,168	$ 60,252	2%
Operating Expenses	$ 2,643,081	$ 3,263,018	$ 3,263,018	$ 3,396,829	$ 133,811	4%
Use of Reserves	$ -	$ 976,000	$ 449,585	$ 1,414,450	$ 438,450	45%
Capital / One-Time	$ 398,319	$ 976,000	$ 976,000	$ 1,414,450	$ 438,450	45%
Police Seized Assets Fund:						
Revenues	$ 1,423	$ 435	$ 8,544	$ 9,826	$ 9,391	2159%
Operating Expenses	$ 11,600	$ 49,471	$ 49,471	$ 51,048	$ 1,577	3%
Use of Reserves	$ 10,177	$ 49,036	$ 40,927	$ 41,222	$ (7,814)	(16%)
Capital / One-Time	$ -	$ -	$ -	$ -	$ -	0%
Police Drug Fund:						
Revenues	$ 50,649	$ 36,336	$ 132,313	$ 35,729	$ (607)	(2%)
Operating Expenses	$ 147,247	$ 220,000	$ 220,000	$ 220,000	$ -	0%
Use of Reserves	$ 96,598	$ 183,664	$ 87,687	$ 184,271	$ 607	0%
Capital / One-Time	$ -	$ -	$ -	$ -	$ -	0%
Grant Fund:						
Revenues	$ 143,250	$ 52,918	$ 352,747	$ 950,445	$ 897,527	1696%
Operating Expenses	$ 143,962	$ 52,918	$ 352,747	$ 950,445	$ 897,527	1696%
Use of Reserves	$ 712	$ 635,925	$ -	$ -	$ (635,925)	(100%)
Capital / One-Time	$ -	$ 635,925	$ -	$ -	$ (635,925)	(100%)
Car Rental Tax:						
Revenues	$ 18,510,336	$ 17,661,183	$ 20,035,398	$ 18,070,301	$ 409,118	2%
Operating Expenses	$ 13,700,695	$ 14,587,875	$ 14,982,310	$ 14,597,870	$ 9,995	0%
Use of Reserves	$ -	$ 1,482,972	$ -	$ 7,997,972	$ 6,515,000	439%
Capital / One-Time	$ 1,000,000	$ 1,482,972	$ 1,988,474	$ 7,997,972	$ 6,515,000	439%
Glade Parks TIRZ:						
Revenues	$ 1,950,102	$ 2,134,976	$ 2,291,809	$ 2,591,306	$ 456,330	21%
Operating Expenses	$ 1,136,374	$ 1,138,418	$ 1,138,418	$ 1,130,113	$ (8,305)	(1%)
Use of Reserves	$ -	$ -	$ -	$ -	$ -	0%
Capital / One-Time	$ -	$ -	$ -	$ -	$ -	0%
Cable PEG Fund:						
Revenues	$ 83,804	$ 86,029	$ 99,446	$ 95,634	$ 9,605	11%
Operating Expenses	$ 28,269	$ 85,400	$ 85,400	$ 85,400	$ -	0%
Use of Reserves	$ -	$ 114,600	$ 100,554	$ 34,600	$ (80,000)	(70%)
Capital / One-Time	$ -	$ 114,600	$ 114,600	$ 34,600	$ (80,000)	(70%)

Special Revenue Funds	Actual FY 22	Budget FY 23	Estimated FY 23	Proposed Budget FY 24	FY23 Budget to FY24 Proposed $ Diff	FY23 Budget to FY24 Proposed % Diff.
Midtown PID:						
Revenues	$ 718,148	$ 338,105	$ 343,515	$ 366,464	$ 28,359	8%
Operating Expenses	$ 779,079	$ 337,464	$ 337,464	$ 361,321	$ 23,857	7%
Use of Reserves	$ 60,931	$ -	$ -	$ -	$ -	0%
Capital / One-Time	$ -	$ -	$ -	$ -	$ -	0%
Midtown TIRZ:						
Revenues	$ 694,952	$ 933,048	$ 933,048	$ 1,033,272	$ 100,224	11%
Operating Expenses	$ 303,691	$ 764,199	$ 764,199	$ 742,400	$ (21,799)	(3%)
Use of Reserves	$ -	$ -	$ -	$ -	$ -	0%
Capital / One-Time	$ -	$ -	$ -	$ -	$ -	0%

Special Revenue funds are used for specific revenues that are legally restricted to expenditures for particular purposes.

The **Hotel/Motel Fund** is used to account for occupancy tax revenues from area hotels. Expenses are dedicated to the promotion of tourism and the convention and hotel industry.

The **Juvenile Case Fund** is used to account for court fees collected. Expenses are dedicated primarily to personnel and operating costs required to process juvenile cases.

The **Euless Development Corporation (EDC) ½¢ Sales Tax Fund** is used to account for the ½¢ sales tax revenues. Expenses are dedicated to parks, library, recreational, and economic development activities within the City of Euless.

The **Crime Control and Prevention District (CCPD) ¼¢ Sales Tax Fund** is used to account for ¼¢ sales tax revenues. Expenses are dedicated to additional personnel, crime prevention programs, and equipment for the Euless Police Department.

The **Police Seized Asset Fund** is used to account for proceeds from sale of seized assets which are dedicated to police expenditures.

The **Police Drug Fund** is used to account for proceeds from sale of assets seized in connection with drug arrests. Expenses are dedicated solely for police department expenditures. Only interest earnings and overtime cost are budgeted due to the volatility and unpredictable nature in asset confiscation.

Grant Fund is used to account for grant funds and other restricted revenues received by the City. Expenses must be spent in accordance with the grant provisions.

The **Car Rental Tax Fund** is used to account for the 5% tax charged on any short-term motor vehicle rental. Expenses may be dedicated to operations, debt avoidance/reduction and capital expenditures. These revenues are shared equally between the cities of Dallas, Fort Worth, and Euless.

The **Glade Parks Tax Increment Reinvestment Zone (TIRZ) Fund** is used to account for new revenues generated from increased values of properties located within the Zone, based on the percentage pledged by each participating taxing entity. Expenses are incurred for the repayment of the related infrastructure cost.

The **Cable Public Educational and Governmental (PEG) Fund** is used to account for a 1% fee collected from cable channel providers for expansion of the City's public, educational, and governmental channel.

The **Midtown Public Improvement District (PID) Fund** is used to account for assessments levied upon properties within the district boundaries. Expenses are incurred for the repayment of debt issued to fund public improvements within the district.

The **Midtown Tax Increment Reinvestment Zone (TIRZ) Fund** is used to account for new revenues generated from increased values of properties located within the Zone, based on the percentage pledged by each participating taxing entity. Expenses are incurred for the repayment of the related infrastructure cost.

Internal Service Operating Funds

This chart presents revenues, operating and capital expenses, and use of reserves for all Internal Service Funds presented within the City of Euless' Annual Operating Budget.

Internal Service Funds	Actual FY 22	Budget FY 23	Estimated FY 23	Proposed Budget FY 24	FY23 Budget to FY24 Proposed $ Diff	FY23 Budget to FY24 Proposed % Diff.
Equipment Replacement:						
Revenues	$ 5,632,356	$ 9,271,331	$ 9,806,035	$ 5,890,625	$ (3,380,706)	(36%)
Operating Expenses	$ 1,939,055	$ 3,460,252	$ 1,045,397	$ 3,355,442	$ (104,810)	(3%)
Use of Reserves	$ -	$ -	$ -	$ 4,249,091	$ 4,249,091	-
Capital / One-Time	$ -	$ 1,838,500	$ 1,838,500	$ 4,249,091	$ 2,410,591	131%
Insurance:						
Revenues	$ 7,499,992	$ 8,377,974	$ 8,437,983	$ 8,745,766	$ 367,792	4%
Operating Expenses	$ 7,344,662	$ 8,363,240	$ 8,363,240	$ 8,482,607	$ 119,367	1%
Use of Reserves	$ -	$ 40,000	$ 40,000	$ 44,000	$ 4,000	10%
Capital / One-Time	$ 10,400	$ 40,000	$ 40,000	$ 44,000	$ 4,000	10%
Risk/WC Management:						
Revenues	$ 1,127,185	$ 1,438,359	$ 1,518,223	$ 1,508,486	$ 70,127	5%
Operating Expenses	$ 1,004,601	$ 1,366,731	$ 1,366,731	$ 1,448,792	$ 82,061	6%
Use of Reserves	$ -	$ -	$ -	$ -	$ -	0%
Capital / One-Time	$ -	$ -	$ -	$ -	$ -	0%

Internal Service funds are used to account for the financing of goods or services provided by one department to other departments of the government and to other government units, on a cost reimbursement basis.

The **Equipment Replacement Fund** is used to account for the accumulation of funds from user departments. Expenses are dedicated to replacement of existing equipment and motor vehicles.

The **Insurance Fund** is used to account for both city and employee premiums. Expenses are dedicated to employees' health, dental, and prescription claims.

The **Risk Management/Workers' Compensation Fund** is used to account for the program(s) used for worker's compensation, general liability, and property claims.

Debt Service Operating Funds

This chart presents revenues and operating expenses, and use of reserves for all Debt Service Funds presented within the City of Euless' Annual Operating Budget.

Debt Service Funds	Actual FY 22	Budget FY 23	Estimated FY 23	Proposed Budget FY 24	FY23 Budget to FY24 Proposed $ Diff	FY23 Budget to FY24 Proposed % Diff.
General Obligation Debt						
Revenues	$ 5,976,091	$ 7,153,579	$ 7,321,236	$ 8,306,835	$ 1,153,256	16%
Operating Expenses	$ 6,887,685	$ 7,087,875	$ 7,252,875	$ 8,250,985	$ 1,163,110	16%
Use of Reserves	$ 998,334	$ 165,000	$ 91,932	$ 87,988	$ (77,012)	(47%)
Capital / One-Time	$ -	$ 165,000	$ -	$ -	$ (165,000)	(100%)
Star Center Debt						
Revenues	$ 711,177	$ 707,621	$ 706,470	$ 775,976	$ 68,355	10%
Operating Expenses	$ 710,970	$ 706,470	$ 706,470	$ 709,190	$ 2,720	0%
Use of Reserves	$ -	$ -	$ -	$ -	$ -	0%
EDC Debt Service						
Revenues	$ 403,139	$ 399,131	$ 403,239	$ 399,351	$ 220	0%
Operating Expenses	$ 402,125	$ 398,976	$ 398,976	$ 395,626	$ (3,350)	(1%)
Use of Reserves	$ -	$ -	$ -	$ -	$ -	0%
Water & Wastewater Debt						
Revenues	$ 1,212,183	$ 1,218,796	$ 1,218,796	$ 1,213,836	$ (4,960)	(0%)
Operating Expenses	$ 1,212,443	$ 1,218,796	$ 1,218,796	$ 1,213,836	$ (4,960)	(0%)
Use of Reserves	$ 260	$ -	$ -	$ -	$ -	0%
Texas Star Golf Course Debt						
Revenues	$ 591,815	$ 590,912	$ 590,912	$ 589,459	$ (1,453)	(0%)
Operating Expenses	$ 591,715	$ 590,894	$ 590,894	$ 589,187	$ (1,707)	(0%)
Use of Reserves	$ -	$ -	$ -	$ -	$ -	0%

Debt Service funds are used to account for the repayment of General Obligation Bonds, Certificates of Obligation, Taxable Bonds, Tax Notes, and Revenue Supported Bonds. These Bonds represent direct and special obligations of the City.

The **General Obligation Debt Service Fund** is used to account for the collection of a continuing ad valorem tax levied by the City. Expenses are dedicated to the payment of principal and interest on General Obligation Bonds, General Obligation Refunding Bonds, Tax Notes, and Certificates of Obligation.

The **Star Center Debt Fund** is used to account for monthly lease payments on the Stars Center. Expenses are dedicated to annual debt service requirements.

The **EDC Debt Service Fund** is used to account for pledged revenues, which includes the proceeds of a ½¢ sales and use tax levied within the City. Expenses are dedicated to the sole benefit of the Euless Development Corporation obligations.

The **Water & Wastewater Debt Service Fund** is used to account for a pledge of the surplus net revenues of the City's Waterworks and Sewer System. Expenses are dedicated to payment of annual debt service requirements.

The **Golf Course Debt Service Fund** is used to account for a pledge of the surplus net revenues derived from the operation and ownership of the Texas Star Golf Course. Expenses are dedicated to payment of annual debt service requirements.

Full-Time Personnel Counts

	FY 21/22 ACTUAL		FY 22/23 BUDGETED	FY 22/23 ESTIMATED		FY 23/24 BUDGETED
CITY ADMINISTRATION	3.50		3.50	3.50		3.50
CITY SECRETARY	3.50		3.50	3.50		3.50
Total City Administration	**7.00**		**7.00**	**7.00**		**7.00**
FINANCE/BUDGET	1.50	G	2.50	2.50		2.50
MUNICIPAL COURTS	8.25	B,F	7.75	7.75		7.75
ACCOUNTING	3.50		3.50	3.50		3.50
PURCHASING	1.00		1.00	1.00		1.00
Total Finance	**14.25**		**14.75**	**14.75**		**14.75**
POLICE CODE COMP/COMM SVRS	16.00		16.00	16.00	H,L	18.00
POLICE ADMINISTRATION	7.00		7.00	7.00		7.00
POLICE PATROL	49.00	C	48.00	48.00	H,I	44.00
POLICE CID	14.00	D	16.00	16.00	H	19.00
POLICE SERVICE	21.00	D	22.50	22.50	H	21.50
POLICE DETENTION	17.00	D	13.50	13.50	M	14.50
Total Police Department	**124.00**		**123.00**	**123.00**		**124.00**
FIRE MARSHAL/EDUCATION	4.00		4.00	4.00		4.00
FIRE ADMINISTRATION	4.00		4.00	4.00		4.00
EMS/SUPPRESSION	70.00		70.00	70.00		70.00
Total Fire Department	**78.00**		**78.00**	**78.00**		**78.00**
INFORMATION SERVICES	1.00		1.00	1.00		1.00
HUMAN RESOURCES	3.50		3.50	3.50		3.50
FACILITY MAINTENANCE	4.00		4.00	4.00		4.00
Total Administrative Services	**8.50**		**8.50**	**8.50**		**8.50**
LIBRARY	9.00		9.00	9.00		9.00
Total Library	**9.00**		**9.00**	**9.00**		**9.00**
PLANNING & DEVELOPMENT	2.50	B	3.50	3.50	J	2.50
INSPECTIONS SERVICES	4.00		4.00	4.00	J	5.00
Total Planning & Development	**6.50**		**7.50**	**7.50**		**7.50**
RECREATION	5.50		5.50	5.50	K	5.25
PARKS	11.00		11.00	11.00		11.00
SENIOR CENTER	2.00		2.00	2.00		2.00
RECREATION ADMINISTRATION	1.00		1.00	1.00		1.00
Total Community Services	**19.50**		**19.50**	**19.50**		**19.25**
STREET MAINTENANCE	11.50	A	13.50	13.50		13.50
ANIMAL CONTROL	3.00	E	4.00	4.00	O	5.00
CITY ENGINEER	1.00		1.00	1.00	P	2.00
Total Public Works	**15.50**		**18.50**	**18.50**		**20.50**
TOTAL GENERAL FUND	**282.25**		**285.75**	**285.75**		**288.50**
EDC - PARKS	13.25	A	14.25	14.25		14.25
EDC - LIBRARY	10.00		10.00	10.00		10.00
EDC - ECO. DEV.	1.00		1.00	1.00		1.00
TOTAL EDC FUND	**24.25**		**25.25**	**25.25**		**25.25**
WATER OFFICE	5.00		5.00	5.00		5.00
Total Finance	**5.00**		**5.00**	**5.00**		**5.00**
W&S ENGINEERING	3.00		3.00	3.00		3.00
WATER PRODUCTION	5.75		5.75	5.75		5.75
WATER DISTRIBUTION	8.25		8.25	8.25		8.25
SEWAGE & TREATMENT	8.00		8.00	8.00		8.00
METER SERVICES	1.00		1.00	1.00		1.00
Total Public Works	**26.00**		**26.00**	**26.00**		**26.00**
INFORMATION SERVICES	4.00		4.00	4.00		4.00
W&S NON-DEPT.	10.00		10.00	10.00		10.00
Total Non-departmental	**14.00**		**14.00**	**14.00**		**14.00**
TOTAL W&S FUND	**45.00**		**45.00**	**45.00**		**45.00**
GOLF NON DEPARTMENTAL	0.75		0.75	0.75		0.75
GOLF COURSE MAINT.	4.00		4.00	4.00		4.00
GOLF PRO SHOP	2.50		2.50	2.50		2.50
GOLF FOOD AND BEVERAGE	3.00		3.00	3.00		3.00
GOLF CONFERENCE CENTRE	1.50		1.50	1.50	K,N	2.75
TOTAL GOLF COURSE FUND	**11.75**		**11.75**	**11.75**		**13.00**
JUVENILE CASE FUND	0.75	F	0.25	0.25		0.25
CRIME CONTROL FUND	18.00	C	19.00	19.00	I	20.00
SERVICE CENTER FUND	5.00		5.00	5.00		5.00
DRAINAGE UTILITY FUND	8.00		8.00	8.00		8.00
PARKS @ TEXAS STAR	1.50		1.50	1.50		1.50
HEALTH INSURANCE FUND	1.00		1.00	1.00		1.00
WC/RISK MANAGEMENT FUND	0.50		0.50	0.50		0.50
TOTAL OTHER FUNDS	**34.75**		**35.25**	**35.25**		**36.25**
TOTAL ALL FUNDS	**398.00**		**403.00**	**403.00**		**408.00**

A) Added FT Field Tech(s)
B) Transferred Court Clerk to Planning & Development
C) Transferred 1 Police Officer from General Fund to CCPD
D Transferred 3.5 positions from Detention to CID and Services
E) Converted Part Time to Full Time
F) Transferred 0.25 Juvenile Case Manager and 0.25 Court Clerk to General Fund
G) Funded Internal Audit Position as Accountant II
H) Moved Officers within Police division in General Fund
I) Transferred 1 Police Officer from General Fund to CCPD
J) Moved Secretary within Planning division in General Fund
K) Moved .25 TX Star Gen Mgr from General Fund to Golf Fund
L) Added Additional SRO to General Fund
M) Added FT Public Service Officer
N) Added FT Conference Center Assistant Manager
O) Added FT Animal Control Officer
P) Added FT Inspector

Outstanding Indebtedness

Description	Dated	Principal Amount Outstanding	Amount of Original Issuance	Paying Agent	Remaining Interest Rate	Maturity
General Obligation Refunding Bonds, Series 2012	12/1/2011	$ 535,000	$ 5,955,000	U.S. Bank Trust Company, NA	3% to 4%	2/15/2024
Tax & Waterworks & Sewer System (Limited Pledge) Revenue Certificates of Obligation, Series 2011[1]	1/15/2011	$ 1,425,000	$ 3,035,000	U.S. Bank Trust Company, NA	4% to 4.25%	8/15/2030
Tax & Waterworks & Sewer System (Limited Pledge) Revenue Certificates of Obligation, Series 2014[1]	10/15/2014	$ 3,930,000	$ 5,715,000	U.S. Bank Trust Company, NA	3% to 5%	8/15/2034
Tax & Waterworks & Sewer System (Limited Pledge) Revenue Certificates of Obligation, Series 2015[1]	10/27/2015	$ 2,245,000	$ 3,030,000	U.S. Bank Trust Company, NA	3% to 5%	2/15/2035
Tax & Waterworks & Sewer System (Limited Pledge) Revenue Certificates of Obligation, Series 2016[1]	1/12/2016	$ 13,365,000	$ 16,450,000	U.S. Bank Trust Company, NA	2.25% to 4%	2/15/2041
Tax & Waterworks & Sewer System (Limited Pledge) Revenue Certificates of Obligation, Series 2018[5]	3/1/2018	$ 7,540,000	$ 9,180,000	U.S. Bank Trust Company, NA	3% to 4%	2/15/2038
Tax & Waterworks & Sewer System (Limited Pledge) Revenue Certificates of Obligation, Series 2019	1/15/2019	$ 10,280,000	$ 11,785,000	U.S. Bank Trust Company, NA	3% to 5%	2/15/2039
Tax & Waterworks & Sewer System (Limited Pledge) Revenue Certificates of Obligation, Series 2020	1/14/2020	$ 6,290,000	$ 7,115,000	U.S. Bank Trust Company, NA	2% to 3.5%	2/15/2040
Tax & Waterworks & Sewer System (Limited Pledge) Revenue Certificates of Obligation, Series 2021	4/8/2021	$ 4,980,000	$ 5,360,000	U.S. Bank Trust Company, NA	1.625% to 4%	2/15/2041
Tax Notes Series 2021	4/8/2021	$ 570,000	$ 1,625,000	U.S. Bank Trust Company, NA	4.00%	2/15/2024
Tax Notes Series 2022	9/20/2022	$ 6,595,000	$ 7,660,000	Amegy Bank	2.89%	2/15/2029
Taxable General Obligation Refunding Bonds, Series 2010[2]	8/15/2010	$ 1,335,000	$ 8,110,000	U.S. Bank Trust Company, NA	4% to 4.4%	8/1/2025
General Obligation Refunding Bonds, Series 2012A[3]	11/1/2012	$ 2,245,000	$ 7,185,000	U.S. Bank Trust Company, NA	2% to 2.625%	2/15/2027
Waterworks & Sewer System Revenue Refunding Bonds, Series 2012[4]	3/29/2012	$ 135,000	$ 3,340,000	Bank of Texas	2.03%	7/15/2024
Waterworks & Sewer System Revenue Bonds, Series 2013[4]	6/25/2013	$ 935,000	$ 1,585,000	U.S. Bank Trust Company, NA	3.625% to 5%	7/15/2033
Waterworks & Sewer System Revenue Bonds, Series 2015A[4]	8/5/2015	$ 2,925,000	$ 4,685,000	U.S. Bank Trust Company, NA	0.8% to 1.98%	7/15/2035
Waterworks & Sewer System Revenue Bonds, Series 2015B[4]	8/5/2015	$ 1,540,000	$ 2,380,000	U.S. Bank Trust Company, NA	0.5% to 1.68%	7/15/2035
Waterworks & Sewer System Revenue Bonds, Series 2018[4]	4/12/2018	$ 2,140,000	$ 2,785,000	U.S. Bank Trust Company, NA	0.24% to 1.49%	7/15/2038
Waterworks & Sewer System Revenue Bonds, Series 2019	4/25/2019	$ 8,200,000	$ 9,275,000	U.S. Bank Trust Company, NA	0.29% to 1.66%	7/15/2049
Euless Development Corporation, Sales Tax Revenue Bonds, Series 2018	10/15/2018	$ 1,315,000	$ 1,635,000	U.S. Bank Trust Company, NA	3% to 4%	9/15/2038
Euless Development Corporation, Sales Tax Revenue Bonds, Series 2019	12/12/2019	$ 3,485,000	$ 4,120,000	U.S. Bank Trust Company, NA	2.5% to 4%	9/15/2039
AXON Enterprise, Inc. Lease	6/13/2023	$ 1,139,386	$ 1,139,386	AXON Enterprise, Inc.		3/15/2028

Proposed Indebtedness

Description	Proposed Issuance Amount	Proposed Sale Type	Anticipated Payment Source	Proposed Issuance Date	Proposed Term
Certificates of Obligation - Police & Courts Building Design & Remodel	Not to exceed $22 million	Competitive Sale	Property Tax	August 2023	15 Year

[1] Bonds paid by Tax Increment Financing District and Public Improvement District.

[2] Bonds paid by rental income from Stars Center.

[3] Remaining Bonds paid by Texas Star Golf Course.

[4] Bonds paid by Water & Wastewater user charges.

[5] Bonds partially paid by Tax Increment Financing District and Public Improvement District.

Capital & Supplemental Requests for FY2023-24 by Fund

Department	Fund	Program Description	Program Type	Program Cost	Total	Funded
Fleet & Facilities	General	Vinyl Floor - Tile Replacement - Senior Center Exercise	Capital	$ 6,300	$ 6,300	Yes
Fleet & Facilities	General	Carpet Replacement - Senior Center	Capital	$ 8,450	$ 14,750	Yes
Fleet & Facilities	General	Reseal Exterior Windows in Pre-Council Chambers	Capital	$ 10,100	$ 24,850	Yes
Public Works	General	Paperless Plan Review and Inspection	Capital	$ 9,400	$ 34,250	Yes
Fleet & Facilities	General	Wall / Door Construction - Human Resources	Capital	$ 22,500	$ 56,750	Yes
Fleet & Facilities	General	Vinyl Floor - Tile Replacement - Senior Center Arts	Capital	$ 24,500	$ 81,250	Yes
Information Services	General	Wireless Network Upgrade	Capital	$ 33,000	$ 114,250	Yes
Public Works	General	Inspector Vehicle	Capital	$ 40,000	$ 154,250	Yes
Public Works	General	Pickup Truck	Capital	$ 48,330	$ 202,580	Yes
Fire	General	Part-Time Fire Inspectors	Capital	$ 55,311	$ 257,891	Yes
Non-Departmental	General	HOME / ER Program Replenishment CM0802	Capital	$ 60,000	$ 317,891	Yes
Fleet & Facilities	General	Renovation of Kitchen & Operations Area FS#3	Capital	$ 66,000	$ 383,891	Yes
Public Works	General	Animal Control Officer Vehicle	Capital	$ 74,000	$ 457,891	Yes
Non-Departmental	General	Consulting Services	Capital	$ 100,000	$ 557,891	Yes
Public Works	General	Public Works Yard Improvements	Capital	$ 100,000	$ 657,891	Yes
Non-Departmental	General	Transfer to CIP for Heritage Ave - Cheek-Sparger Rd PS2302	Capital	$ 239,725	$ 897,616	Yes
Information Services	General	Fiber Optics Project, Phase II	Capital	$ 650,000	$ 1,547,616	Yes
Non-Departmental	General	Transfer to CIP for W. Pipeline PS1902	Capital	$ 1,936,540	$ 3,484,156	Yes
Non-Departmental	General	Transfer to General CIP	Capital	$ 4,000,000	$ 7,484,156	Yes
Public Works	General	Dingo / Compact Utility Loader	Capital	$ 22,000	$ 7,506,156	No
CMO	General	Parking Lot Ross Ave.	Capital	$ 173,000	$ 7,679,156	No
Fleet & Facilities	General	Carpet Replacement - Children's Area Library	Capital	$ 195,000	$ 7,874,156	No
Public Works	General	Paperless Plan Review and Inspection	Supplemental	$ 2,700	$ 2,700	Yes
Information Services	General	Part-Time Network Systems Analyst	Supplemental	$ 35,000	$ 37,700	Yes
Police	General	Agency Management System	Supplemental	$ 20,000	$ 57,700	Yes
Police	General	Public Service Officer	Supplemental	$ 86,988	$ 144,688	Yes
Public Works	General	Animal Control Officer	Supplemental	$ 75,809	$ 220,497	Yes
Public Works	General	Inspector	Supplemental	$ 88,638	$ 309,135	Yes
Police	General	School Resource Officer	Supplemental	$ 129,540	$ 438,675	Yes
Information Services	General	Finance / HR Software Upgrade Phase I	Supplemental	$ 300,000	$ 738,675	Yes
Fire	General	Bunker Gear Testing & Cleaning	Supplemental	$ 19,110	$ 757,785	No
Fleet & Facilities	General	Janitorial Day Porter / Custodian	Supplemental	$ 32,000	$ 789,785	No
Police	General	Crime Scene Technician	Supplemental	$ 94,860	$ 884,645	No
Police	General	Automated License Plate Reader Camera Service	Supplemental	$ 100,000	$ 984,645	No
Golf	Hotel	Conference Center Improvements	Capital	$ 275,000	$ 275,000	Yes
PACS	Hotel	Engineering Study for Old Iron Bridge	Capital	$ 20,500	$ 295,500	No
Golf	Hotel	Hallway Expansion in Conference Center	Capital	$ 220,000	$ 515,500	No

Capital & Supplemental Requests for FY2023-24 by Fund

Department	Fund	Program Description	Program Type	Program Cost	Total	Funded
Library	EDC	RFID Equipment	Capital	$ 15,732	$ 15,732	Yes
PACS	EDC	Greenhouse Roof Replacement	Capital	$ 30,000	$ 45,732	Yes
PACS	EDC	New Parks Master Plan	Capital	$ 135,000	$ 180,732	Yes
PACS	EDC	Misc. Parks Improvements PR0720	Capital	$ 200,000	$ 380,732	Yes
PACS	EDC	Multi-Purpose Hard Court	Capital	$ 150,000	$ 530,732	Yes
PACS	EDC	PATS Lighting	Capital	$ 632,700	$ 1,163,432	Yes
PACS	EDC	Recreation Assistant	Supplemental	$ 75,860	$ 75,860	No
Police	CCPD	Alternate Emergency Operations Center	Capital	$ 22,450	$ 22,450	Yes
Police	CCPD	Cybersecurity Data Protection	Capital	$ 142,000	$ 164,450	Yes
Police	CCPD	Transfer to CIP for Police Facility Remodel	Capital	$ 1,250,000	$ 1,414,450	Yes
Police	CCPD	Alternate Emergency Operations Center	Capital	$ 500	$ 500	Yes
Non-Departmental	Car Rental	Transfer to CIP for Redevelopment CM0804	Capital	$ 1,500,000	$ 1,500,000	Yes
Non-Departmental	Car Rental	Transfer to CIP for Animal Shelter Expansion / Renovation	Capital	$ 6,125,000	$ 7,625,000	Yes
Non-Departmental	PEG	Equipment	Capital	$ 34,600	$ 34,600	Yes
Public Works	Water/Wastewater	Mini Excavator	Capital	$ 55,000	$ 55,000	Yes
Public Works	Water/Wastewater	Lead Copper Rule Plan	Capital	$ 180,000	$ 235,000	Yes
Non-Departmental	Water/Wastewater	Transfer to Water / Wastewater CIP	Capital	$ 2,000,000	$ 2,235,000	Yes
Fleet & Facilities	Service Center	Automatic Gates - Service Center South Entrance	Capital	$ 9,500	$ 9,500	Yes
Fleet & Facilities	Service Center	Repaint Service Center	Capital	$ 29,000	$ 38,500	Yes
Fleet & Facilities	Service Center	Apprentice Mechanic Program	Supplemental	$ 47,050	$ 47,050	Yes
Non-Departmental	Drainage	Transfer to CIP for Misc. Drainage Improvements DR9903	Capital	$ 70,000	$ 70,000	Yes
Golf	Golf	Conference Centre Assistant Manager	Supplemental	$ 34,554	$ 34,554	Yes
Golf	Golf Reserve	Transfer to CIP for TSGC Misc. Improvements GC1801	Capital	$ 50,000	$ 50,000	Yes
Fleet & Facilities	Equipment Replacement	Transfer to CIP for Police & Court Facility Remodel	Capital	$ 1,834,236	$ 1,834,236	Yes
Human Resources	Insurance	Enhanced Fitness/Health Screening	Capital	$ 44,000	$ 44,000	Yes

Required Disclosure

Local Government Code 140.0045: Itemization of certain expenditures required in certain political subdivision budgets.

Expenditures City Wide:

	Actual FY22	Adjusted Budget FY23	Proposed Budget FY24
1. Notices required by law to be published in a newspaper by the political subdivision or a representative of the political subdivision:	$ 2,860	$ 3,550	$ 3,700
2. Directly or indirectly influencing or attempting to influence the outcome of legislation or administrative action, as those terms are defined in Section 305.002, Government Code:	$ -	$ -	$ -

2023 Tax Rate Calculation Worksheet
Taxing Units Other Than School Districts or Water Districts

Form 50-856

City of Euless, Texas	(817)685-1400
Taxing Unit Name	Phone *(area code and number)*
201 N Ector Drive Euless, Texas 76039	www.eulesstx.gov
Taxing Unit's Address, City, State, ZIP Code	Taxing Unit's Website Address

GENERAL INFORMATION: Tax Code Section 26.04(c) requires an officer or employee designated by the governing body to calculate the no-new-revenue (NNR) tax rate and voter-approval tax rate for the taxing unit. These tax rates are expressed in dollars per $100 of taxable value calculated. The calculation process starts after the chief appraiser delivers to the taxing unit the certified appraisal roll and the estimated values of properties under protest. The designated officer or employee shall certify that the officer or employee has accurately calculated the tax rates and used values shown for the certified appraisal roll or certified estimate. The officer or employee submits the rates to the governing body by Aug. 7 or as soon thereafter as practicable.

School districts do not use this form, but instead use Comptroller Form 50-859 *Tax Rate Calculation Worksheet, School District without Chapter 313 Agreements* or Comptroller Form 50-884 *Tax Rate Calculation Worksheet, School District with Chapter 313 Agreements.*

Water districts as defined under Water Code Section 49.001(1) do not use this form, but instead use Comptroller Form 50-858 *Water District Voter-Approval Tax Rate Worksheet for Low Tax Rate and Developing Districts* or Comptroller Form 50-860 *Developed Water District Voter-Approval Tax Rate Worksheet.*

The Comptroller's office provides this worksheet to assist taxing units in determining tax rates. The information provided in this worksheet is offered as technical assistance and not legal advice. Taxing units should consult legal counsel for interpretations of law regarding tax rate preparation and adoption.

SECTION 1: No-New-Revenue Tax Rate

The NNR tax rate enables the public to evaluate the relationship between taxes for the prior year and for the current year based on a tax rate that would produce the same amount of taxes (no new taxes) if applied to the same properties that are taxed in both years. When appraisal values increase, the NNR tax rate should decrease.

The NNR tax rate for a county is the sum of the NNR tax rates calculated for each type of tax the county levies.

While uncommon, it is possible for a taxing unit to provide an exemption for only maintenance and operations taxes. In this case, the taxing unit will need to calculate the NNR tax rate separately for the maintenance and operations tax and the debt tax, then add the two components together.

Line	No-New-Revenue Tax Rate Worksheet		Amount/Rate
1.	**2022 total taxable value.** Enter the amount of 2022 taxable value on the 2022 tax roll today. Include any adjustments since last year's certification; exclude Tax Code Section 25.25(d) one-fourth and one-third over-appraisal corrections from these adjustments. Exclude any property value subject to an appeal under Chapter 42 as of July 25 (will add undisputed value in Line 6). This total includes the taxable value of homesteads with tax ceilings (will deduct in Line 2) and the captured value for tax increment financing (adjustment is made by deducting TIF taxes, as reflected in Line 17).[1]		$ 5,690,688,229
2.	**2022 tax ceilings.** Counties, cities and junior college districts. Enter 2022 total taxable value of homesteads with tax ceilings. These include the homesteads of homeowners age 65 or older or disabled. Other taxing units enter 0. If your taxing unit adopted the tax ceiling provision in 2022 or a prior year for homeowners age 65 or older or disabled, use this step.[2]		$ 535,756,818
3.	**Preliminary 2022 adjusted taxable value.** Subtract Line 2 from Line 1.		$ 5,154,931,411
4.	**2022 total adopted tax rate.**		$ 0.460000 /$100
5.	**2022 taxable value lost because court appeals of ARB decisions reduced 2021 appraised value.**		
	A. Original 2022 ARB values:	$ 1,319,694,041	
	B. 2022 values resulting from final court decisions:	- $ 1,174,865,647	
	C. 2022 value loss. Subtract B from A.[3]		$ 144,828,394
6.	**2022 taxable value subject to an appeal under Chapter 42, as of July 25.**		
	A. 2022 ARB certified value:	$ 284,903,814	
	B. 2022 disputed value:	- $ 28,490,381	
	C. 2022 undisputed value. Subtract B from A.[4]		$ 256,413,433
7.	**2022 Chapter 42 related adjusted values.** Add Line 5C and Line 6C.		$ 401,241,827

[1] Tex. Tax Code §26.012(14)
[2] Tex. Tax Code §26.012(14)
[3] Tex. Tax Code §26.012(13)
[4] Tex. Tax Code §26.012(13)

Line	No-New-Revenue Tax Rate Worksheet	Amount/Rate
8.	**2022 taxable value, adjusted for actual and potential court-ordered adjustments.** Add Line 3 and Line 7.	$ 5,556,173,238
9.	**2022 taxable value of property in territory the taxing unit deannexed after Jan. 1, 2022.** Enter the 2021 value of property in deannexed territory. [5]	$ 0
10.	**2022 taxable value lost because property first qualified for an exemption in 2023.** If the taxing unit increased an original exemption, use the difference between the original exempted amount and the increased exempted amount. Do not include value lost due to freeport, goods-in-transit, temporary disaster exemptions. Note that lowering the amount or percentage of an existing exemption in 2023 does not create a new exemption or reduce taxable value. **A. Absolute exemptions.** Use 2022 market value: $ 72,000,000 **B. Partial exemptions.** 2023 exemption amount or 2023 percentage exemption times 2022 value: + $ 8,553,988 **C. Value loss.** Add A and B. [6]	$ 80,553,988
11.	**2022 taxable value lost because property first qualified for agricultural appraisal (1-d or 1-d-1), timber appraisal, recreational/scenic appraisal or public access airport special appraisal in 2023.** Use only properties that qualified in 2023 for the first time; do not use properties that qualified in 2022. **A. 2022 market value:** $ 0 **B. 2023 productivity or special appraised value:** - $ 0 **C. Value loss.** Subtract B from A. [7]	$ 0
12.	**Total adjustments for lost value.** Add Lines 9, 10C and 11C.	$ 80,553,988
13.	**2022 captured value of property in a TIF.** Enter the total value of 2022 captured appraised value of property taxable by a taxing unit in a tax increment financing zone for which 2022 taxes were deposited into the tax increment fund. [8] If the taxing unit has no captured appraised value in line 18D, enter 0.	$ 304,117,554
14.	**2022 total value.** Subtract Line 12 and Line 13 from Line 8.	$ 5,171,501,696
15.	**Adjusted 2022 total levy.** Multiply Line 4 by Line 14 and divide by $100.	$ 23,788,907
16.	**Taxes refunded for years preceding tax year 2022.** Enter the amount of taxes refunded by the taxing unit for tax years preceding tax year 2022. Types of refunds include court decisions, Tax Code Section 25.25(b) and (c) corrections and Tax Code Section 31.11 payment errors. Do not include refunds for tax year 2022. This line applies only to tax years preceding tax year 2022. [9]	$ 376,629
17.	**Adjusted 2022 levy with refunds and TIF adjustment.** Add Lines 15 and 16. [10]	$ 24,165,536
18.	**Total 2023 taxable value on the 2023 certified appraisal roll today.** This value includes only certified values or certified estimate of values and includes the total taxable value of homesteads with tax ceilings (will deduct in Line 20). These homesteads include homeowners age 65 or older or disabled. [11] **A. Certified values:** $ 6,505,459,581 **B. Counties:** Include railroad rolling stock values certified by the Comptroller's office: + $ **C. Pollution control and energy storage system exemption:** Deduct the value of property exempted for the current tax year for the first time as pollution control or energy storage system property: - $ 0 **D. Tax increment financing:** Deduct the 2023 captured appraised value of property taxable by a taxing unit in a tax increment financing zone for which the 2023 taxes will be deposited into the tax increment fund. Do not include any new property value that will be included in Line 23 below. [12] - $ 360,487,365 **E. Total 2023 value.** Add A and B, then subtract C and D.	$ 6,144,972,216

[5] Tex. Tax Code §26.012(15)
[6] Tex. Tax Code §26.012(15)
[7] Tex. Tax Code §26.012(15)
[8] Tex. Tax Code §26.03(c)
[9] Tex. Tax Code §26.012(13)
[10] Tex. Tax Code §26.012(13)
[11] Tex. Tax Code §26.012, 26.04(c-2)
[12] Tex. Tax Code §26.03(c)

Line	No-New-Revenue Tax Rate Worksheet	Amount/Rate
19.	**Total value of properties under protest or not included on certified appraisal roll.** [13] **A. 2023 taxable value of properties under protest.** The chief appraiser certifies a list of properties still under ARB protest. The list shows the appraisal district's value and the taxpayer's claimed value, if any, or an estimate of the value if the taxpayer wins. For each of the properties under protest, use the lowest of these values. Enter the total value under protest. [14] ..... $ 283,129,773 **B. 2023 value of properties not under protest or included on certified appraisal roll.** The chief appraiser gives taxing units a list of those taxable properties that the chief appraiser knows about but are not included in the appraisal roll certification. These properties also are not on the list of properties that are still under protest. On this list of properties, the chief appraiser includes the market value, appraised value and exemptions for the preceding year and a reasonable estimate of the market value, appraised value and exemptions for the current year. Use the lower market, appraised or taxable value (as appropriate). Enter the total value of property not on the certified roll. [15] ..... + $ 55,501,770 **C. Total value under protest or not certified.** Add A and B.	$ 338,631,543
20.	**2023 tax ceilings.** Counties, cities and junior colleges enter 2023 total taxable value of homesteads with tax ceilings. These include the homesteads of homeowners age 65 or older or disabled. Other taxing units enter 0. If your taxing unit adopted the tax ceiling provision in 2022 or a prior year for homeowners age 65 or older or disabled, use this step.[16]	$ 575,432,416
21.	**2023 total taxable value.** Add Lines 18E and 19C. Subtract Line 20. [17]	$ 5,908,171,343
22.	**Total 2023 taxable value of properties in territory annexed after Jan. 1, 2022.** Include both real and personal property. Enter the 2023 value of property in territory annexed. [18]	$ 0
23.	**Total 2023 taxable value of new improvements and new personal property located in new improvements.** New means the item was not on the appraisal roll in 2022. An improvement is a building, structure, fixture or fence erected on or affixed to land. New additions to existing improvements may be included if the appraised value can be determined. New personal property in a new improvement must have been brought into the taxing unit after Jan. 1, 2022 and be located in a new improvement. New improvements **do** include property on which a tax abatement agreement has expired for 2023. [19]	$ 57,060,063
24.	**Total adjustments to the 2023 taxable value.** Add Lines 22 and 23.	$ 57,060,063
25.	**Adjusted 2023 taxable value.** Subtract Line 24 from Line 21.	$ 5,851,111,280
26.	**2023 NNR tax rate.** Divide Line 17 by Line 25 and multiply by $100. [20]	$ 0.413007 /$100
27.	**COUNTIES ONLY.** Add together the NNR tax rates for each type of tax the county levies. The total is the 2023 county NNR tax rate. [21]	$ _____ /$100

SECTION 2: Voter Approval Tax Rate

The voter-approval tax rate is the highest tax rate that a taxing unit may adopt without holding an election to seek voter approval of the rate. The voter-approval tax rate is split into two separate rates:

1. **Maintenance and Operations (M&O) Tax Rate:** The M&O portion is the tax rate that is needed to raise the same amount of taxes that the taxing unit levied in the prior year plus the applicable percentage allowed by law. This rate accounts for such things as salaries, utilities and day-to-day operations.
2. **Debt Rate:** The debt rate includes the debt service necessary to pay the taxing unit's debt payments in the coming year. This rate accounts for principal and interest on bonds and other debt secured by property tax revenue.

The voter-approval tax rate for a county is the sum of the voter-approval tax rates calculated for each type of tax the county levies. In most cases the voter-approval tax rate exceeds the no-new-revenue tax rate, but occasionally decreases in a taxing unit's debt service will cause the NNR tax rate to be higher than the voter-approval tax rate.

Line	Voter-Approval Tax Rate Worksheet	Amount/Rate
28.	**2022 M&O tax rate.** Enter the 2022 M&O tax rate.	$ 0.370847 /$100
29.	**2022 taxable value, adjusted for actual and potential court-ordered adjustments.** Enter the amount in Line 8 of the *No-New-Revenue Tax Rate Worksheet.*	$ 5,556,173,238

[13] Tex. Tax Code §26.01(c) and (d)
[14] Tex. Tax Code §26.01(c)
[15] Tex. Tax Code §26.01(d)
[16] Tex. Tax Code §26.012(6)(B)
[17] Tex. Tax Code §26.012(6)
[18] Tex. Tax Code §26.012(17)
[19] Tex. Tax Code §26.012(17)
[20] Tex. Tax Code §26.04(c)
[21] Tex. Tax Code §26.04(d)

Line	Voter-Approval Tax Rate Worksheet		Amount/Rate
30.	**Total 2022 M&O levy.** Multiply Line 28 by Line 29 and divide by $100		$ 20,604,901
31.	**Adjusted 2022 levy for calculating NNR M&O rate.**		
	A. **M&O taxes refunded for years preceding tax year 2022.** Enter the amount of M&O taxes refunded in the preceding year for taxes before that year. Types of refunds include court decisions, Tax Code Section 25.25(b) and (c) corrections and Tax Code Section 31.11 payment errors. Do not include refunds for tax year 2022. This line applies only to tax years preceding tax year 2022.	+ $ 317,724	
	B. **2022 taxes in TIF.** Enter the amount of taxes paid into the tax increment fund for a reinvestment zone as agreed by the taxing unit. If the taxing unit has no 2023 captured appraised value in Line 18D, enter 0.	– $ 1,398,941	
	C. **2022 transferred function.** If discontinuing all of a department, function or activity and transferring it to another taxing unit by written contract, enter the amount spent by the taxing unit discontinuing the function in the 12 months preceding the month of this calculation. If the taxing unit did not operate this function for this 12-month period, use the amount spent in the last full fiscal year in which the taxing unit operated the function. The taxing unit discontinuing the function will subtract this amount in D below. The taxing unit receiving the function will add this amount in D below. Other taxing units enter 0.	+/- $ 0	
	D. **2022 M&O levy adjustments.** Subtract B from A. For taxing unit with C, subtract if discontinuing function and add if receiving function.	$ -1,081,217	
	E. Add Line 30 to 31D.		$ 19,523,684
32.	**Adjusted 2023 taxable value.** Enter the amount in Line 25 of the *No-New-Revenue Tax Rate Worksheet.*		$ 5,851,111,280
33.	**2023 NNR M&O rate (unadjusted).** Divide Line 31E by Line 32 and multiply by $100.		$ 0.333674 /$100
34.	**Rate adjustment for state criminal justice mandate.** [23] **If not applicable or less than zero, enter 0.**		
	A. **2023 state criminal justice mandate.** Enter the amount spent by a county in the previous 12 months providing for the maintenance and operation cost of keeping inmates in county-paid facilities after they have been sentenced. Do not include any state reimbursement received by the county for the same purpose.	$ 0	
	B. **2022 state criminal justice mandate.** Enter the amount spent by a county in the 12 months prior to the previous 12 months providing for the maintenance and operation cost of keeping inmates in county-paid facilities after they have been sentenced. Do not include any state reimbursement received by the county for the same purpose. Enter zero if this is the first time the mandate applies.	– $ 0	
	C. Subtract B from A and divide by Line 32 and multiply by $100.	$ 0 /$100	
	D. Enter the rate calculated in C. If not applicable, enter 0.		$ 0 /$100
35.	**Rate adjustment for indigent health care expenditures.** [24] **If not applicable or less than zero, enter 0.**		
	A. **2023 indigent health care expenditures.** Enter the amount paid by a taxing unit providing for the maintenance and operation cost of providing indigent health care for the period beginning on July 1, 2022 and ending on June 30, 2023, less any state assistance received for the same purpose.	$ 0	
	B. **2022 indigent health care expenditures.** Enter the amount paid by a taxing unit providing for the maintenance and operation cost of providing indigent health care for the period beginning on July 1, 2021 and ending on June 30, 2022, less any state assistance received for the same purpose.	– $ 0	
	C. Subtract B from A and divide by Line 32 and multiply by $100.	$ 0 /$100	
	D. Enter the rate calculated in C. If not applicable, enter 0.		$ 0 /$100

[22] [Reserved for expansion]
[23] Tex. Tax Code §26.044
[24] Tex. Tax Code §26.0441

Line	Voter-Approval Tax Rate Worksheet	Amount/Rate
36.	**Rate adjustment for county indigent defense compensation.** [25] **If not applicable or less than zero, enter 0.**	
	A. 2023 indigent defense compensation expenditures. Enter the amount paid by a county to provide appointed counsel for indigent individuals and fund the operations of a public defender's office under Article 26.044, Code of Criminal Procedure for the period beginning on July 1, 2022 and ending on June 30, 2023, less any state grants received by the county for the same purpose. $ 0	
	B. 2022 indigent defense compensation expenditures. Enter the amount paid by a county to provide appointed counsel for indigent individuals and fund the operations of a public defender's office under Article 26.044, Code of Criminal Procedure for the period beginning on July 1, 2021 and ending on June 30, 2022, less any state grants received by the county for the same purpose. $ 0	
	C. Subtract B from A and divide by Line 32 and multiply by $100. $ 0 /$100	
	D. Multiply B by 0.05 and divide by Line 32 and multiply by $100. $ 0 /$100	
	E. Enter the lesser of C and D. If not applicable, enter 0.	$ 0 /$100
37.	**Rate adjustment for county hospital expenditures.** [26] **If not applicable or less than zero, enter 0.**	
	A. 2023 eligible county hospital expenditures. Enter the amount paid by the county or municipality to maintain and operate an eligible county hospital for the period beginning on July 1, 2022 and ending on June 30, 2023. $ 0	
	B. 2022 eligible county hospital expenditures. Enter the amount paid by the county or municipality to maintain and operate an eligible county hospital for the period beginning on July 1, 2021 and ending on June 30, 2022. $ 0	
	C. Subtract B from A and divide by Line 32 and multiply by $100. $ 0 /$100	
	D. Multiply B by 0.08 and divide by Line 32 and multiply by $100. $ 0 /$100	
	E. Enter the lesser of C and D, if applicable. If not applicable, enter 0.	$ 0 /$100
38.	**Rate adjustment for defunding municipality.** This adjustment only applies to a municipality that is considered to be a defunding municipality for the current tax year under Chapter 109, Local Government Code. Chapter 109, Local Government Code only applies to municipalities with a population of more than 250,000 and includes a written determination by the Office of the Governor. See Tax Code Section 26.0444 for more information.	
	A. Amount appropriated for public safety in 2022. Enter the amount of money appropriated for public safety in the budget adopted by the municipality for the preceding fiscal year $ 0	
	B. Expenditures for public safety in 2022. Enter the amount of money spent by the municipality for public safety during the preceding fiscal year $ 0	
	C. Subtract B from A and divide by Line 32 and multiply by $100 $ 0 /$100	
	D. Enter the rate calculated in C. If not applicable, enter 0.	$ 0 /$100
39.	**Adjusted 2023 NNR M&O rate.** Add Lines 33, 34D, 35D, 36E, and 37E. Subtract Line 38D.	$ 0.333674 /$100
40.	**Adjustment for 2022 sales tax specifically to reduce property taxes.** Cities, counties and hospital districts that collected and spent additional sales tax on M&O expenses in 2022 should complete this line. These entities will deduct the sales tax gain rate for 2023 in Section 3. Other taxing units, enter zero.	
	A. Enter the amount of additional sales tax collected and spent on M&O expenses in 2022, if any. Counties must exclude any amount that was spent for economic development grants from the amount of sales tax spent $ 3,589,742	
	B. Divide Line 40A by Line 32 and multiply by $100 $ 0.061351 /$100	
	C. Add Line 40B to Line 39.	$ 0.395025 /$100
41.	**2023 voter-approval M&O rate.** Enter the rate as calculated by the appropriate scenario below. **Special Taxing Unit.** If the taxing unit qualifies as a special taxing unit, multiply Line 40C by 1.08. **- or -** **Other Taxing Unit.** If the taxing unit does not qualify as a special taxing unit, multiply Line 40C by 1.035.	$ 0.408850 /$100

[25] Tex. Tax Code §26.0442
[26] Tex. Tax Code §26.0443

Line	Voter-Approval Tax Rate Worksheet	Amount/Rate
D41.	***Disaster Line 41 (D41):* 2023 voter-approval M&O rate for taxing unit affected by disaster declaration.** If the taxing unit is located in an area declared a disaster area and at least one person is granted an exemption under Tax Code Section 11.35 for property located in the taxing unit, the governing body may direct the person calculating the voter-approval tax rate to calculate in the manner provided for a special taxing unit. The taxing unit shall continue to calculate the voter-approval tax rate in this manner until the earlier of 1) the first year in which total taxable value on the certified appraisal roll exceeds the total taxable value of the tax year in which the disaster occurred, or 2) the third tax year after the tax year in which the disaster occurred If the taxing unit qualifies under this scenario, multiply Line 40C by 1.08. [27] If the taxing unit does not qualify, do not complete Disaster Line 41 (Line D41).	$ 0 /$100
42.	**Total 2023 debt to be paid with property taxes and additional sales tax revenue.** Debt means the interest and principal that will be paid on debts that: **(1)** are paid by property taxes, **(2)** are secured by property taxes, **(3)** are scheduled for payment over a period longer than one year, and **(4)** are not classified in the taxing unit's budget as M&O expenses. **A. Debt** also includes contractual payments to other taxing units that have incurred debts on behalf of this taxing unit, if those debts meet the four conditions above. Include only amounts that will be paid from property tax revenue. Do not include appraisal district budget payments. If the governing body of a taxing unit authorized or agreed to authorize a bond, warrant, certificate of obligation, or other evidence of indebtedness on or after Sept. 1, 2021, verify if it meets the amended definition of debt before including it here. [28] Enter debt amount ... $ 8,247,060 **B.** Subtract **unencumbered fund amount** used to reduce total debt. ... – $ 0 **C.** Subtract **certified amount spent from sales tax to reduce debt** (enter zero if none) ... – $ 0 **D.** Subtract **amount paid** from other resources ... – $ 2,124,702 **E. Adjusted debt.** Subtract B, C and D from A.	$ 6,122,358
43.	**Certified 2022 excess debt collections.** Enter the amount certified by the collector. [29]	$ 521,212
44.	**Adjusted 2023 debt.** Subtract Line 43 from Line 42E.	$ 5,601,146
45.	**2023 anticipated collection rate.** **A.** Enter the 2023 anticipated collection rate certified by the collector. [30] ... 100.00 % **B.** Enter the 2022 actual collection rate. ... 99.96 % **C.** Enter the 2021 actual collection rate. ... 99.69 % **D.** Enter the 2020 actual collection rate. ... 99.94 % **E.** If the anticipated collection rate in A is lower than actual collection rates in B, C and D, enter the lowest collection rate from B, C and D. If the anticipated rate in A is higher than at least one of the rates in the prior three years, enter the rate from A. Note that the rate can be greater than 100%. [31]	100.00 %
46.	**2023 debt adjusted for collections.** Divide Line 44 by Line 45E.	$ 5,601,146
47.	**2023 total taxable value.** Enter the amount on Line 21 of the *No-New-Revenue Tax Rate Worksheet.*	$ 5,908,171,343
48.	**2023 debt rate.** Divide Line 46 by Line 47 and multiply by $100.	$ 0.094803 /$100
49.	**2023 voter-approval tax rate.** Add Lines 41 and 48.	$ 0.503653 /$100
D49.	***Disaster Line 49 (D49):* 2023 voter-approval tax rate for taxing unit affected by disaster declaration.** Complete this line if the taxing unit calculated the voter-approval tax rate in the manner provided for a special taxing unit on Line D41. Add Line D41 and 48.	$ /$100

[27] Tex. Tax Code §26.042(a)
[28] Tex. Tax Code §26.012(7)
[29] Tex. Tax Code §26.012(10) and 26.04(b)
[30] Tex. Tax Code §26.04(b)
[31] Tex. Tax Code §§26.04(h), (h-1) and (h-2)

Line	Voter-Approval Tax Rate Worksheet	Amount/Rate
50.	**COUNTIES ONLY.** Add together the voter-approval tax rates for each type of tax the county levies. The total is the 2023 county voter-approval tax rate.	$ 0 /$100

SECTION 3: NNR Tax Rate and Voter Approval Tax Rate Adjustments for Additional Sales Tax to Reduce Property Taxes

Cities, counties and hospital districts may levy a sales tax specifically to reduce property taxes. Local voters by election must approve imposing or abolishing the additional sales tax. If approved, the taxing unit must reduce its NNR and voter-approval tax rates to offset the expected sales tax revenue.

This section should only be completed by a county, city or hospital district that is required to adjust its NNR tax rate and/or voter-approval tax rate because it adopted the additional sales tax.

Line	Additional Sales and Use Tax Worksheet	Amount/Rate
51.	**Taxable Sales.** For taxing units that adopted the sales tax in November 2022 or May 2023, enter the Comptroller's estimate of taxable sales for the previous four quarters. [32] Estimates of taxable sales may be obtained through the Comptroller's Allocation Historical Summary webpage. Taxing units that adopted the sales tax before November 2022, enter 0.	$ 0
52.	**Estimated sales tax revenue.** Counties exclude any amount that is or will be spent for economic development grants from the amount of estimated sales tax revenue. [33] **Taxing units that adopted the sales tax in November 2022 or in May 2023.** Multiply the amount on Line 51 by the sales tax rate (.01, .005 or .0025, as applicable) and multiply the result by .95. [34] **- or -** **Taxing units that adopted the sales tax before November 2022.** Enter the sales tax revenue for the previous four quarters. Do not multiply by .95.	$ 3,685,765
53.	**2023 total taxable value.** Enter the amount from Line 21 of the *No-New-Revenue Tax Rate Worksheet*.	$ 5,908,171,343
54.	**Sales tax adjustment rate.** Divide Line 52 by Line 53 and multiply by $100.	$ 0.062385 /$100
55.	**2023 NNR tax rate, unadjusted for sales tax.** [35] Enter the rate from Line 26 or 27, as applicable, on the *No-New-Revenue Tax Rate Worksheet*.	$ 0.413007 /$100
56.	**2023 NNR tax rate, adjusted for sales tax.** **Taxing units that adopted the sales tax in November 2022 or in May 2023.** Subtract Line 54 from Line 55. Skip to Line 57 if you adopted the additional sales tax before November 2022.	$ 0.413007 /$100
57.	**2023 voter-approval tax rate, unadjusted for sales tax.** [36] Enter the rate from Line 49, Line D49 (disaster) or Line 50 (counties) as applicable, of the *Voter-Approval Tax Rate Worksheet*.	$ 0.503653 /$100
58.	**2023 voter-approval tax rate, adjusted for sales tax.** Subtract Line 54 from Line 57.	$ 0.441268 /$100

SECTION 4: Voter Approval Tax Rate Adjustment for Pollution Control

A taxing unit may raise its rate for M&O funds used to pay for a facility, device or method for the control of air, water or land pollution. This includes any land, structure, building, installation, excavation, machinery, equipment or device that is used, constructed, acquired or installed wholly or partly to meet or exceed pollution control requirements. The taxing unit's expenses are those necessary to meet the requirements of a permit issued by the Texas Commission on Environmental Quality (TCEQ). The taxing unit must provide the tax assessor with a copy of the TCEQ letter of determination that states the portion of the cost of the installation for pollution control.

This section should only be completed by a taxing unit that uses M&O funds to pay for a facility, device or method for the control of air, water or land pollution.

Line	Voter-Approval Rate Adjustment for Pollution Control Requirements Worksheet	Amount/Rate
59.	**Certified expenses from the Texas Commission on Environmental Quality (TCEQ).** Enter the amount certified in the determination letter from TCEQ. [37] The taxing unit shall provide its tax assessor-collector with a copy of the letter. [38]	$ 0
60.	**2023 total taxable value.** Enter the amount from Line 21 of the *No-New-Revenue Tax Rate Worksheet*.	$ 5,908,171,343
61.	**Additional rate for pollution control.** Divide Line 59 by Line 60 and multiply by $100.	$ 0 /$100
62.	**2023 voter-approval tax rate, adjusted for pollution control.** Add Line 61 to one of the following lines (as applicable): Line 49, Line D49 (disaster), Line 50 (counties) or Line 58 (taxing units with the additional sales tax).	$ 0.441268 /$100

[32] Tex. Tax Code §26.041(d)
[33] Tex. Tax Code §26.041(i)
[34] Tex. Tax Code §26.041(d)
[35] Tex. Tax Code §26.04(c)
[36] Tex. Tax Code §26.04(c)
[37] Tex. Tax Code §26.045(d)
[38] Tex. Tax Code §26.045(i)

SECTION 5: Voter Approval Tax Rate Adjustment for Unused Increment Rate

The unused increment rate is the rate equal to the difference between the adopted tax rate and voter-approval tax rate adjusted to remove the unused increment rate for the prior three years. [39] In a year where a taxing unit adopts a rate by applying any portion of the unused increment rate, the portion of the unused increment rate must be backed out of the calculation for that year.

The difference between the adopted tax rate and adjusted voter-approval tax rate is considered zero in the following scenarios:

- a tax year before 2020; [40]
- a tax year in which the municipality is a defunding municipality, as defined by Tax Code Section 26.0501(a); [41] or
- after Jan. 1, 2022, a tax year in which the comptroller determines that the county implemented a budget reduction or reallocation described by Local Government Code Section 120.002(a) without the required voter approval. [42]

Individual components can be negative, but the overall rate would be the greater of zero or the calculated rate.

This section should only be completed by a taxing unit that does not meet the definition of a special taxing unit. [43]

Line	Unused Increment Rate Worksheet	Amount/Rate
63.	**Year 3 component.** Subtract the 2022 actual tax rate and the 2022 unused increment rate from the 2022 voter-approval tax rate. **A.** Voter-approval tax rate ..... $ 0.467831 /$100 As applicable: Line 49, Line 50 (counties), Line 58 (taxing units with the additional sales tax) or Line 62 (taxing units with pollution control) **B.** Unused increment rate (Line 66). ..... $ 0.007293 /$100 **C.** Subtract B from A . ..... $ 0.460538 /$100 **D.** Adopted Tax Rate. ..... $ 0.460000 /$100 **E.** Subtract D from C. ..... $ 0.000538 /$100	
64.	**Year 2 component.** Subtract the 2021 actual tax rate and the 2021 unused increment rate from the 2021 voter-approval tax rate. **A.** Voter-approval tax rate ..... $ 0.476825 /$100 As applicable: Line 49, Line 50 (counties), Line 58 (taxing units with the additional sales tax) or Line 62 (taxing units with pollution control) **B.** Unused increment rate (Line 66). ..... $ 0.007293 /$100 **C.** Subtract B from A . ..... $ 0.469532 /$100 **D.** Adopted Tax Rate. ..... $ 0.475000 /$100 **E.** Subtract D from C. ..... $ -0.005468 /$100	
65.	**Year 1 component.** Subtract the 2020 actual tax rate and the 2020 unused increment rate from the 2020 voter-approval tax rate. **A.** Voter-approval tax rate ..... $ 0.489330 /$100 As applicable: Line 47, Line 50 (counties), Line 56 (taxing units with the additional sales tax) or Line 60 (taxing units with pollution control) **B.** Unused increment rate. ..... $ 0.000000 /$100 **C.** Subtract B from A . ..... $ 0.489330 /$100 **D.** Adopted Tax Rate. ..... $ 0.462500 /$100 **E.** Subtract D from C. ..... $ 0.026830 /$100	
66.	**2023 unused increment rate.** Add Lines 63E, 64E and 65E.	$ 0.021900 /$100
67.	**Total 2023 voter-approval tax rate, including the unused increment rate.** Add Line 66 to one of the following lines (as applicable): Line 49, Line D49 (disaster), Line 50 (counties), Line 58 (taxing units with the additional sales tax) or Line 62 (taxing units with pollution control).	$ 0.463168 /$100

[39] Tex. Tax Code §26.013(a)
[40] Tex. Tax Code §26.013(c)
[41] Tex. Tax Code §§26.0501(a) and (c)
[42] Tex. Local Gov't Code §120.007(d), effective Jan. 1, 2022
[43] Tex. Tax Code §26.063(a)(1)
[44] Tex. Tax Code §26.012(8-a)
[45] Tex. Tax Code §26.063(a)(1)

SECTION 6: De Minimis Rate

The de minimis rate is the rate equal to the sum of the no-new-revenue maintenance and operations rate, the rate that will raise $500,000, and the current debt rate for a taxing unit. [44]

This section should only be completed by a taxing unit that is a municipality of less than 30,000 or a taxing unit that does not meet the definition of a special taxing unit. [45]

Line	De Minimis Rate Worksheet	Amount/Rate
68.	**Adjusted 2023 NNR M&O tax rate.** Enter the rate from Line 39 of the *Voter-Approval Tax Rate Worksheet*	$ 0.333674 /$100
69.	**2023 total taxable value.** Enter the amount on Line 21 of the *No-New-Revenue Tax Rate Worksheet.*	$ 5,908,171,343
70.	**Rate necessary to impose $500,000 in taxes.** Divide $500,000 by Line 69 and multiply by $100.	$ 0.008462 /$100
71.	**2023 debt rate.** Enter the rate from Line 48 of the *Voter-Approval Tax Rate Worksheet.*	$ 0.094803 /$100
72.	**De minimis rate.** Add Lines 68, 70 and 71.	$ 0.436939 /$100

SECTION 7: Voter Approval Tax Rate Adjustment for Emergency Revenue Rate

In the tax year after the end of the disaster calculation time period detailed in Tax Code Section 26.042(a), a taxing unit that calculated its voter-approval tax rate in the manner provided for a special taxing unit due to a disaster must calculate its emergency revenue rate and reduce its voter-approval tax rate for that year.[46]

Similarly, if a taxing unit adopted a tax rate that exceeded its voter-approval tax rate, calculated normally, without holding an election to respond to a disaster, as allowed by Tax Code Section 26.042(d), in the prior year, it must also reduce its voter-approval tax rate for the current tax year. [47]

This section will apply to a taxing unit other than a special taxing unit that:

- directed the designated officer or employee to calculate the voter-approval tax rate of the taxing unit in the manner provided for a special taxing unit in the prior year; and
- the current year is the first tax year in which the total taxable value of property taxable by the taxing unit as shown on the appraisal roll for the taxing unit submitted by the assessor for the taxing unit to the governing body exceeds the total taxable value of property taxable by the taxing unit on January 1 of the tax year in which the disaster occurred or the disaster occurred four years ago. This section will apply to a taxing unit in a disaster area that adopted a tax rate greater than its voter-approval tax rate without holding an election in the prior year.

Note: This section does not apply if a taxing unit is continuing to calculate its voter-approval tax rate in the manner provided for a special taxing unit because it is still within the disaster calculation time period detailed in Tax Code Section 26.042(a) because it has not met the conditions in Tax Code Section 26.042(a)(1) or (2).

Line	Emergency Revenue Rate Worksheet	Amount/Rate
73.	**2022 adopted tax rate.** Enter the rate in Line 4 of the *No-New-Revenue Tax Rate Worksheet.*	$ 0.460000 /$100
74.	**Adjusted 2022 voter-approval tax rate.** Use the taxing unit's Tax Rate Calculation Worksheets from the prior year(s) to complete this line. If a disaster occurred in 2022 and the taxing unit calculated its 2022 voter-approval tax rate using a multiplier of 1.08 on Disaster Line 41 (D41) of the 2022 worksheet due to a disaster, complete the applicable sections or lines of Form 50-856-a, Adjusted Voter-Approval Tax Rate for Taxing Units in Disaster Area Calculation Worksheet. **- or -** If a disaster occurred prior to 2022 for which the taxing unit continued to calculate its voter-approval tax rate using a multiplier of 1.08 on Disaster Line 41 (D41) in 2022, complete the separate *Adjusted Voter-Approval Tax Rate for Taxing Units in Disaster Area Calculation Worksheet* to recalculate the voter-approval tax rate the taxing unit would have calculated in 2022 if it had generated revenue based on an adopted tax rate using a multiplier of 1.035 in the year(s) following the disaster. [48] Enter the final adjusted 2022 voter-approval tax rate from the worksheet. **- or -** If the taxing unit adopted a tax rate above the 2022 voter-approval tax rate without calculating a disaster tax rate or holding an election due to a disaster, no recalculation is necessary. Enter the voter-approval tax rate from the prior year's worksheet.	$ 0 /$100
75.	**Increase in 2022 tax rate due to disaster.** Subtract Line 74 from Line 73.	$ 0 /$100
76.	**Adjusted 2022 taxable value.** Enter the amount in Line 14 of the *No-New-Revenue Tax Rate Worksheet.*	$ 5,171,501,696
77.	**Emergency revenue.** Multiply Line 75 by Line 76 and divide by $100.	$ 0
78.	**Adjusted 2023 taxable value.** Enter the amount in Line 25 of the *No-New-Revenue Tax Rate Worksheet.*	$ 5,851,111,280
79.	**Emergency revenue rate.** Divide Line 77 by Line 78 and multiply by $100. [49]	$ 0 /$100

[46] Tex. Tax Code §26.042(b)
[47] Tex. Tax Code §26.042(f)
[48] Tex. Tax Code §26.042(c)
[49] Tex. Tax Code §26.042(b)

Line	Emergency Revenue Rate Worksheet	Amount/Rate
80.	**2023 voter-approval tax rate, adjusted for emergency revenue.** Subtract Line 79 from one of the following lines (as applicable): Line 49, Line D49 (disaster), Line 50 (counties), Line 58 (taxing units with the additional sales tax), Line 62 (taxing units with pollution control) or Line 67 (taxing units with the unused increment rate).	$ 0.463168 /$100

SECTION 8: Total Tax Rate

Indicate the applicable total tax rates as calculated above.

No-new-revenue tax rate. ..... $ 0.413007 /$100
As applicable, enter the 2023 NNR tax rate from: Line 26, Line 27 (counties), or Line 56 (adjusted for sales tax).
Indicate the line number used: 26

Voter-approval tax rate ..... $ 0.463168 /$100
As applicable, enter the 2023 voter-approval tax rate from: Line 49, Line D49 (disaster), Line 50 (counties), Line 58 (adjusted for sales tax), Line 62 (adjusted for pollution control), Line 67 (adjusted for unused increment), or Line 80 (adjusted for emergency revenue).
Indicate the line number used: 67

De minimis rate. ..... $ 0.436939 /$100
If applicable, enter the 2022 de minimis rate from Line 72.

SECTION 9: Taxing Unit Representative Name and Signature

Enter the name of the person preparing the tax rate as authorized by the governing body of the taxing unit. By signing below, you certify that you are the designated officer or employee of the taxing unit and have accurately calculated the tax rates using values that are the same as the values shown in the taxing unit's certified appraisal roll or certified estimate of taxable value, in accordance with requirements in the Tax Code. [50]

print here Janina Jewell
Printed Name of Taxing Unit Representative

sign here Janina Jewell
Taxing Unit Representative

July 26, 2023
Date

[50] Tex. Tax Code §§26.04(c-2) and (d-2)

City of Euless

Preliminary Capital Improvements Program

Fiscal Year Ending September 30, 2024

201 North Ector Drive, Euless, Texas 76039 www.eulesstx.gov

City of Euless

FISCAL YEAR 2023-2024

Council Members

LINDA MARTIN, MAYOR
Tim Stinneford, Place One
Jeremy Tompkins, Place Two
Eddie Price, Mayor Pro Tem, Place Three
Perry Bynum, Place Four
Harry Zimmer, Place Five
Tika Paudel, Place Six

Loretta Getchell, City Manager
Chris Barker, Deputy City Manager
Wes Rhodes, Assistant City Manager

TABLE OF CONTENTS
CAPITAL IMPROVEMENTS PROGRAM

City Officials
Table of Contents i-iv
Letter vi-vii

FUNDED PROJECTS
Summary of Funded Projects 1
FY2023 Amendments 3

Drainage Projects
Summary of Funded Drainage Projects 5
DR9903 Miscellaneous Drainage Improvements 6
DR1101 Flooding Mitigation 8
DR1201 Miscellaneous Creek Maintenance 10

Street Projects
Summary of Funded Street Projects 13
PS1203 Miscellaneous Street Repairs 14
PS1601 East Harwood Road Extension 16
PS1902 FY2019 Street Reconstruction – Pipeline/Highland/Harwood 20
PS1903 Miscellaneous Screening Wall Repair 24
PS2202 Mid-Cities/Cheek-Sparger & SH 121 Intersection/ADA Imp. Design 26
PS2301 FY2023 Street Improvements 30
PS2302 Heritage Avenue – Cheek-Sparger Road to Guadalupe Trail 32

Wastewater Projects
Summary of Funded Wastewater Projects 37
WW0002 Miscellaneous Wastewater Rehabilitation 38
WW0605 TRA Wastewater Payments – Impact 40
WW2301 Line Replacement – Cedar Hill Estates South Phase I 42
WW2302 Line Replacement – Cedar Hill Estates South Phase II 46
WW2303 FY2023 48th/49th CDBG LR: Euless Square/Aransas Drive 50
WW2304 Line Replacement – Trailwood Addition 54

Water Projects
Summary of Funded Water Projects 59
WT0001 Miscellaneous Water Rehabilitation 60
WT0104 Well Repairs 62
WT0803 Meters/Transponders/Leak Detection 64
WT1403 Reclaimed Water Line Extension Debt Payment – Impact 66
WT1603 Miscellaneous Valve Replacement 68
WT1604 Reclaimed Water Line Extension Phase III 70
WT1802 Well Replacement – Fuller/Far North 74
WT2202 Line Replacement – Huntington Drive Phase I 78
WT2301 Line Replacement – Midway Park 1st Addition 82
WT2302 Line Replacement – Oakwood Terrace 86

WT2303 Line Replacement – South Main Street 90
Other Projects
Summary of Funded Other Projects 95
AC1901 Texas Star Sports Complex Phase VII 96
CM0304 Entry Monument Sign Program 98
CM0804 Redevelopment 100
CM1701 Municipal Plaza Improvements Phase II 102
DV9901 EDC Incentive Funds 104
ED1002 EDC Contingency 106
ED1601 Midtown Development 108
FM1201 ADA/TAS Facility Improvements 110
FM2006 Fire Station #1 112
FM2207 FY2022 Roof Replacement & Preventative Maintenance 114
FM2311 Fire Station #2 116
FM2312 Police & Courts Building Design 118
GC1801 TSGC Miscellaneous Improvements 120
GC2003 Texas Star Slope Wall Protection Phase I 122
PR0720 Miscellaneous Park Improvements 124
PR0804 Park Irrigation 126
PR2011 Wilshire Park Upgrades 128
PR2203 Blessing Branch Park Improvements 130
PR2305 Aquatic Park Facility Upgrades 132
PR2308 Midway Park Pickleball Courts 134
PR2311 Trail Lighting – Mid-Cities 136

PROPOSED & UNFUNDED PROJECTS
Summary of FY2024 Proposed & Unfunded Projects – Sorted by Type 139
Drainage Projects
Summary of FY2024 Proposed & Unfunded Drainage Projects 141
Street Projects
Summary of FY2024 Proposed & Unfunded Street Projects 143
FY2024 Street Improvements 144
FY2025 Street Improvements 146
FY2026 Street Improvements 148
FY2027 Street Improvements 150
FY2028 Street Improvements 152
Cresthaven Drive Reconstruction 154
East Alexander Lane Reconstruction 155
Ross Avenue Extension 156
Sheppard Drive Reconstruction 157
Vine Street Reconstruction – SH 183 to SH 10 158
Wastewater Projects
Summary of FY2024 Proposed & Unfunded Wastewater Projects 159
FY2025 50th CDBG LR: Fair Oaks Blvd/Kensington Ct 160
Line Replacement – Oakwood Terrace North Phase I 162

FY2026 51st CDBG LR: Fair Oaks Blvd/Shelmar Dr 164
Line Replacement – Oakwood Terrace North Phase II 166
FY2027 52nd CDBG LR: Fair Oaks Blvd/Lone Oak Cir/Twin Oaks Ct 168
Line Replacement – Oakwood Terrace North Phase III 170
Line Replacement – Cliffwood Road/Shady Creek Drive 172
FY2028 53rd CDBG LR: Shady Hollow/Douglas St 174
Line Replacement – Woodvine Drive 176
Line Replacement – Knob Hill 178

Water Projects

Summary of FY2024 Proposed & Unfunded Water Projects 179
Line Replacement – Huntington Drive Phase II 180
Line Replacement – Sotogrande Boulevard Phase I 184
Line Replacement – Sotogrande Boulevard Phase II 188
Line Replacement – Sagebrush Trail 190
Line Replacement – Bell-Hi Addition Phases I & II 192
Line Replacement – Donley Drive/Donley Court 194
1 Mil Well Replacement 196
Line Replacement – Cresthaven Drive 197
Line Replacement – Dunaway Drive 198
Line Replacement – Knob Hill 199
Line Replacement – Midway Park 3rd Addition 200
Line Replacement – West Euless Boulevard 201
Line Replacement – Westpark Way 202

Other Projects

Summary of FY2024 Proposed & Unfunded Other Projects 203
Animal Shelter Expansion/Renovation 204
Parks at Texas Star Lighting Upgrade 206
Police & Courts Building Remodel 208
Parks at Texas Star Improvements 210
Carr Park Trail Connection 212
Kiddie Carr Park Improvements 214
Parks at Texas Star Phase VIII 216
Parks at Texas Star Turf – Fenway, Shea, and Jacobs Field 218
South Euless Park Upgrades 219
Trail Enhancements Phase I 220
Trail Enhancements Phase II 221
Trail Enhancements Villages of Bear Creek 222
Trailwood Park Improvements 223

COMPLETED PROJECTS

Drainage Projects

Summary of Completed Drainage Projects 225
DR2201 Bear Creek Elementary Drainage Channel Improvements 226

Street Projects

Summary of Completed Street Projects 229

PS2201 FY2022 Street Improvements 232
Wastewater Projects
Summary of Completed Wastewater Projects 235
WW2201 FY2022 47th CDBG LR: Paula Ln./David Dr./Susan St./Raider Ct. 236
WW2202 Line Replacement – Midway Park 3rd Addition Phase II & Green Hills Park 238
WW2203 Line Replacement – South Pipeline Road & SH 10 240
Water Projects
Summary of Completed Water Projects 243
WT2001 Line Replacement – Alexander Lane 244
WT2101 Line Replacement – Dickey Drive 246
WT2201 1 Mil Well Replacement Design 248
Other Projects
Summary of Completed Other Projects 251
PR2102 Senior Center Canopy CDBG-CV 252
PR2306 Carr Park Trail Connection 254
PR2307 Kiddie Carr Park Improvements 256
PR2309 Parks at Texas Star North Additional Parking Lot 258
PR2310 Trail Lighting – Heritage Avenue to Bob Eden Park 260

THE CITY OF
EULESS

THE CITY OF
EULESS

July 21, 2023

Honorable Mayor Linda Martin

Honorable City Councilmembers:
Tim Stinneford, Place One
Jeremy Tompkins, Place Two
Eddie Price, Mayor Pro Tem, Place Three
Perry Bynum, Place Four
Harry Zimmer, Place Five
Tika Paudel, Place Six

INTRODUCTION

The City of Euless' Capital Improvements Program is a comprehensive document detailing all projects that have been identified to date. Emphasis has been placed on organizing this data in a manner that will facilitate decision-making processes, assist in long-range planning, and provide the citizens of Euless with information regarding planned projects. This document meets the requirements of the City Charter. Article VII, Section 2 (5) requires, "A statement proposing any capital expenditures deemed necessary for undertaking during the next budget year and recommended provisions for financing." Section 2 (6) further requires, "A list of capital projects which should be undertaken within the five (5) next succeeding years."

We extend special appreciation to the directors and the finance staff for their outstanding performance in creating this document.

UNDERSTANDING THIS BOOK

Although this book contains a large volume of information, the summaries should make it easy to understand at a glance. The book is divided into three sections: Funded Projects, FY2024 Proposed and Unfunded Projects, and Completed Projects. Each section begins with a summary and is followed by detailed data for those wishing to research individual projects.

The detail provided includes the project's relationship to City master plans, the project description and justification, the effect on future maintenance and operating costs, and the estimated total cost. Within each section, you will find the detailed descriptions sorted by type. There are five basic project types: Drainage, Streets, Wastewater, Water, and Other.

The ***Funded Projects*** section includes all projects that the City Council has previously authorized. Many of these projects are on-going and require additional funding from time to time. For each project, a detailed description has been provided that includes any City Council authorization, the current status of the project, and a financial summary detailing funding sources and total project budget. Any amendments or additional appropriations requested are also identified.

Any project that has been authorized by the City Council that is not fully funded will include a clear explanation as to how the remainder of the project is expected to be funded.

The FY2024 budget includes additional funding for West Pipeline reconstruction, Heritage Avenue reconstruction commitment, impact fee payments, Trailwood Addition wastewater line replacement, redevelopment, and ongoing miscellaneous improvement projects.

The ***FY2024 Proposed and Unfunded Projects*** section has been classified into three categories of priority. ***Priority A*** indicates the item is recommended and funding has been identified in the proposed FY2024 budget. Staff recommends City Council authorization for these projects. ***Priority B*** projects should be presented to Council within two to five years for consideration. Projects that will not begin for at least five years have been assigned a ***Priority C***. This system has been used to allow the Council to evaluate and shift priorities, when necessary, and to provide a means of budgeting capital projects for at least five years. Recommended funding sources have been indicated if known.

The ***Completed Projects*** section provides a summary for each project type indicating total project budget, actual expenditure, and variance. Funds remaining have been returned to the appropriate fund balance account for re-appropriation. Details of projects closed during the prior year have also been included.

FY2024 PROJECTS:

Funding has been identified for all proposed FY2024 projects which are reflected on the FY2024 Proposed and Unfunded Projects Summary as Priority A. These include:

- FY2024 Street Improvements
- Huntington Drive Phase II Water Line Replacement
- Sotogrande Boulevard Phase I Water Line Replacement
- Animal Shelter Expansion/Renovation
- Parks at Texas Star Lighting Upgrade
- Police & Courts Building Remodel

CLOSING COMMENTS

This document is prepared as a comprehensive summary of capital needs that have been identified throughout the City of Euless. This document will be updated annually to aid the City Council in allocating resources and determining priorities.

Sincerely,

Loretta Getchell
City Manager

THE CITY OF
EULESS

CAPITAL IMPROVEMENTS PROGRAM
FUNDED PROJECTS SUMMARY

Project Number	Project Description	Budget as of 5/31/22	Appropriation/ Amendment	Budget as of 5/31/23	Expended as of 5/31/23	Remaining Funds	Revised Project Cost Estimates	Unfunded/ (Excess Funding)
DRAINAGE PROJECTS								
DR9903	Misc. Drainage Improvements	$ 1,120,777	$ 50,000	$ 1,170,777	$ 950,401	$ 220,376	$ 1,240,777	$ 70,000
DR1101	Flooding Mitigation	$ 500,000	$ 1,265	$ 501,265	$ 18,334	$ 482,931	$ 501,265	$ -
DR1201	Misc. Creek Maintenance **(min bal $100,000)**	$ 270,000	$ -	$ 270,000	$ 147,392	$ 122,608	$ 270,000	$ -
FB9902	Fund Balance – Drainage CIP	$ -	$ -	$ -	$ -	$ -	$ -	$ (118,752)
Sub-Total Drainage Projects		$ 1,890,777	$ 51,265	$ 1,942,042	$ 1,116,127	$ 825,915	$ 2,012,042	$ (48,752)
STREET PROJECTS								
PS1203	Misc. Street Repairs **(min bal $150,000)**	$ 993,150	$ -	$ 993,150	$ 837,746	$ 155,404	$ 993,150	$ -
PS1601	East Harwood Road Extension	$ 100,000	$ -	$ 100,000	$ -	$ 100,000	$ 100,000	$ -
PS1902	FY2019 Street Reconstruction – Pipeline/Highland/Harwood	$ 18,232,879	$ 155,622	$ 18,388,501	$ 12,354,041	$ 6,034,460	$ 20,325,041	$ 1,936,540
PS1903	Misc. Screening Wall Repair **(annual transfer $25,000)**	$ 75,000	$ 25,000	$ 100,000	$ 6,666	$ 93,334	$ 125,000	$ 25,000
PS2202	Mid-Cities/Cheek-Sparger & SH 121 Intersection/ADA Improvements Design	$ 410,000	$ -	$ 410,000	$ 284,525	$ 125,475	$ 410,000	$ -
PS2301	FY2023 Street Improvements	$ -	$ 1,050,000	$ 1,050,000	$ 607,455	$ 442,545	$ 1,050,000	$ -
PS2302	Heritage Avenue – Cheek-Sparger Road to Guadalupe Trail	$ -	$ 260,275	$ 260,275	$ -	$ 260,275	$ 500,000	$ 239,725
FB9907	Fund Balance – Street CIP	$ -	$ -	$ -	$ -	$ -	$ -	$ (51,532)
Sub-Total Street Projects		$ 19,811,029	$ 1,490,897	$ 21,301,926	$ 14,090,433	$ 7,211,493	$ 23,503,191	$ 2,149,733
WASTEWATER PROJECTS								
WW0002	Misc. Wastewater Rehab **(min bal $100,000)**	$ 881,086	$ -	$ 881,086	$ 761,924	$ 119,162	$ 881,086	$ -
WW0605	TRA Wastewater Payments – Impact	$ 1,380,000	$ 100,000	$ 1,480,000	$ 1,380,000	$ 100,000	$ 1,580,000	$ 100,000
WW2301	Line Replacement – Cedar Hill Estates South Phase I	$ -	$ 402,000	$ 402,000	$ 17,710	$ 384,290	$ 402,000	$ -
WW2302	Line Replacement – Cedar Hill Estates South Phase II	$ -	$ 408,000	$ 408,000	$ 17,710	$ 390,290	$ 408,000	$ -
WW2303	FY2023 48th/49th CDBG LR: Euless Square/Aransas Drive	$ -	$ 769,897	$ 769,897	$ -	$ 769,897	$ 769,897	$ -
WW2304	Line Replacement – Trailwood Addition	$ -	$ 3,036,000	$ 3,036,000	$ 150,531	$ 2,885,469	$ 3,388,934	$ 352,934
FB9911	Fund Balance – Wastewater Impact (Restricted)	$ -	$ -	$ -	$ -	$ -	$ -	$ (667,352)
Sub-Total Wastewater Projects		$ 2,261,086	$ 4,715,897	$ 6,976,983	$ 2,327,875	$ 4,649,108	$ 7,429,917	$ (214,418)
WATER PROJECTS								
WT0001	Misc. Water Rehab **(min bal $150,000)**	$ 1,053,511	$ 75,000	$ 1,128,511	$ 964,439	$ 164,072	$ 1,128,511	$ -
WT0104	Well Repairs	$ 1,713,992	$ 50,000	$ 1,763,992	$ 1,685,000	$ 78,992	$ 1,763,992	$ -
WT0803	Meters/Transponders/Leak Detection **(annual transfer $158,000)**	$ 2,676,944	$ 158,000	$ 2,834,944	$ 1,414,903	$ 1,420,041	$ 2,992,944	$ 158,000
WT1403	Reclaimed Water Line Extension Debt Payment - Impact	$ 1,077,833	$ 120,769	$ 1,198,602	$ 1,158,345	$ 40,257	$ 1,316,652	$ 118,050
WT1603	Misc. Valve Replacement **(min bal $150,000)**	$ 515,000	$ -	$ 515,000	$ 234,491	$ 280,509	$ 515,000	$ -
WT1604	Reclaimed Water Line Extension Phase III	$ 5,650,205	$ 474,598	$ 6,124,803	$ 4,624,803	$ 1,500,000	$ 6,124,803	$ -
WT1802	Well Replacement – Fuller/Far North	$ 11,105,269	$ 4,841	$ 11,110,110	$ 11,062,655	$ 47,455	$ 11,110,110	$ -
WT2202	Line Replacement – Huntington Drive Phase I	$ 515,000	$ -	$ 515,000	$ 21,969	$ 493,031	$ 515,000	$ -
WT2301	Line Replacement – Midway Park 1st Addition	$ -	$ 574,000	$ 574,000	$ 11,806	$ 562,194	$ 574,000	$ -
WT2302	Line Replacement – Oakwood Terrace	$ -	$ 1,797,812	$ 1,797,812	$ 44,274	$ 1,753,538	$ 1,797,812	$ -
WT2303	Line Replacement – South Main Street	$ -	$ 2,102,104	$ 2,102,104	$ 53,129	$ 2,048,975	$ 2,102,104	$ -
FB9910	Fund Balance – Water Impact (Restricted)	$ -	$ -	$ -	$ -	$ -	$ -	$ (2,516,122)
FB9901	Fund Balance – Water & Wastewater CIP	$ -	$ -	$ -	$ -	$ -	$ -	$ (643,974)
Sub-Total Water Projects		$ 24,307,754	$ 5,357,124	$ 29,664,878	$ 21,275,814	$ 8,389,064	$ 29,940,928	$ (2,884,046)

CAPITAL IMPROVEMENTS PROGRAM
FUNDED PROJECTS SUMMARY

Project Number	Project Description	Budget as of 5/31/22	Appropriation/ Amendment	Budget as of 5/31/23	Expended as of 5/31/23	Remaining Funds	Revised Project Cost Estimates	Unfunded/ (Excess Funding)
OTHER								
AC1901	Texas Star Sports Complex Phase VII	$ 4,707,659	$ 394,893	$ 5,102,552	$ 4,413,903	$ 688,649	$ 5,102,552	$ -
CM0304	Entry Monument Sign Program	$ 145,782	$ -	$ 145,782	$ 121,427	$ 24,355	$ 145,782	$ -
CM0804	Redevelopment	$ 9,935,397	$ 1,218,775	$ 11,154,172	$ 9,588,282	$ 1,565,890	$ 12,654,172	$ 1,500,000
CM1701	Municipal Plaza Improvements Phase II	$ 316,733	$ 130,000	$ 446,733	$ 216,445	$ 230,288	$ 446,733	$ -
DV9901	EDC Incentive Funds **(annual transfer $25,000)**	$ 1,475,854	$ 275,000	$ 1,750,854	$ 1,351,148	$ 399,706	$ 1,775,854	$ 25,000
ED1002	EDC Contingency	$ 325,000	$ -	$ 325,000	$ 68,772	$ 256,228	$ 325,000	$ -
ED1601	Midtown Development	$ 16,417,980	$ -	$ 16,417,980	$ 16,348,505	$ 69,475	$ 16,417,980	$ -
FM1201	ADA/TAS Facility Improvements **(min bal $75,000)**	$ 170,000	$ 30,000	$ 200,000	$ 124,111	$ 75,889	$ 200,000	$ -
FM2006	Fire Station #1	$ 7,886,868	$ (233,300)	$ 7,653,568	$ 7,237,067	$ 416,501	$ 7,653,568	$ -
FM2207	FY2022 Roof Replacement & Preventative Maintenance	$ 94,000	$ -	$ 94,000	$ -	$ 94,000	$ 94,000	$ -
FM2311	Fire Station #2	$ -	$ 10,349,150	$ 10,349,150	$ 388,832	$ 9,960,318	$ 10,349,150	$ -
FM2312	Police & Courts Building Design	$ -	$ 960,000	$ 960,000	$ 260,948	$ 699,052	$ 960,000	$ -
GC1801	TSGC Misc. Improvements **(min bal $150,000)**	$ 587,180	$ -	$ 587,180	$ 477,099	$ 110,081	$ 637,180	$ 50,000
GC2003	Texas Star Slope Wall Protection Phase I	$ 415,337	$ -	$ 415,337	$ 398,007	$ 17,330	$ 415,337	$ -
PR0720	Misc. Park Improvements **(min bal $100,000)**	$ 1,418,253	$ 200,000	$ 1,618,253	$ 1,497,196	$ 121,057	$ 1,818,253	$ 200,000
PR0804	Park Irrigation **(annual transfer $25,000)**	$ 325,000	$ 75,000	$ 400,000	$ 255,922	$ 144,078	$ 425,000	$ 25,000
PR2011	Wilshire Park Upgrades	$ 1,747,864	$ 475,000	$ 2,222,864	$ 396,839	$ 1,826,025	$ 2,222,864	$ -
PR2203	Blessing Branch Park Improvements	$ 365,064	$ -	$ 365,064	$ 267,870	$ 97,194	$ 365,064	$ -
PR2305	Aquatic Park Facility Upgrades	$ -	$ 315,000	$ 315,000	$ 258,940	$ 56,060	$ 315,000	$ -
PR2308	Midway Park Pickleball Courts	$ -	$ 200,520	$ 200,520	$ 193,805	$ 6,715	$ 200,520	$ -
PR2311	Trail Lighting – Mid-Cities	$ -	$ 152,000	$ 152,000	$ 72,475	$ 79,525	$ 152,000	$ -
FB9906	Fund Balance – EDC CIP	$ -	$ -	$ -	$ -	$ -	$ -	$ (1,422,258)
FB9908	Fund Balance – Parks at Texas Star CIP	$ -	$ -	$ -	$ -	$ -	$ -	$ (149,098)
FB9909	Fund Balance – General CIP	$ -	$ -	$ -	$ -	$ -	$ -	$ (1,227,357)
FB9913	Fund Balance – Car Rental CIP	$ -	$ -	$ -	$ -	$ -	$ -	$ (51,211)
FB9916	Fund Balance – TSGC CIP	$ -	$ -	$ -	$ -	$ -	$ -	$ (22,337)
Sub-Total Other Projects		$ 46,333,971	$ 14,542,038	$ 60,876,009	$ 43,937,593	$ 16,938,416	$ 62,676,009	$ (1,072,261)
TOTAL FUNDED PROJECTS		$ 94,604,617	$ 26,157,221	$ 120,761,838	$ 82,747,842	$ 38,013,996	$ 125,562,087	$ (2,069,744)

CITY OF EULESS
CAPITAL IMPROVEMENT PROGRAM
AMENDMENTS -- FUNDED PROJECTS

PROJECT#	PROJECT DESCRIPTION	DATE	AMENDMENTS & ACTIONS	
AC1901	Texas Star Sports Complex Phase VII	10/01/2022	To provide additional funding per FY2023 Approved CIP Plan – $330,000 from EDC Operating Fund.	
AC1901	Texas Star Sports Complex Phase VII	05/31/2023	To increase funding for earned interest of $14,985.	
AC1901	Texas Star Sports Complex Phase VII	05/31/2023	To increase funding for transfer of $49,908 from project PR2309 – Parks at Texas Star North Additional Parking Lot.	
CM0804	Redevelopment	10/01/2022	To provide additional funding per FY2023 Approved CIP Plan – $1,000,000 from Car Rental Fund.	
CM0804	Redevelopment	05/31/2023	To increase funding for earned interest of $50,025 and sale of property of $168,750.	
CM1701	Municipal Plaza Improvements Phase II	10/01/2022	To provide additional funding per FY2023 Approved CIP Plan – $130,000 from General Fund.	
DR1101	Flooding Mitigation	05/31/2023	To increase funding for miscellaneous income of $1,265.	
DR2201	Bear Creek Elementary Drainage Channel Improvements	05/31/2023	To close project and transfer excess funding of $3,670 to Drainage CIP Fund Balance. Reduce budget by $3,656 to match actual reimbursements received from GCISD.	
DR9903	Miscellaneous Drainage Improvements	10/01/2022	To provide additional funding per FY2023 Approved CIP Plan – $50,000 from Drainage Operating Fund.	
DV9901	EDC Incentive Funds	10/01/2022	To provide additional funding per FY2023 Approved CIP Plan – $275,000 from EDC Operating Fund.	
FM1201	ADA/TAS Facility Improvements	10/01/2022	To provide additional funding per FY2023 Approved CIP Plan – $30,000 from General CIP Fund Balance.	
FM2006	Fire Station #1	05/31/2023	To increase funding for earned interest of $66,700.	
FM2006	Fire Station #1	05/31/2023	To decrease funding for transfer of $300,000 to project FM2311 – Fire Station #2.	
FM2311	Fire Station #2	10/01/2022	To provide funding per FY2023 Approved CIP Plan – $7,600,000 from Tax Notes, $1,180,000 from General Fund, and additional funding of $150,000 from General CIP Fund Balance.	*
FM2311	Fire Station #2	05/31/2023	To increase funding for earned interest of $165,676 and for estimated interest through 9/30/2023 of $75,000.	
FM2311	Fire Station #2	06/27/2023	To provide additional funding per City Council Authorization – $878,474 from Car Rental Fund and $300,000 from project FM2006 – Fire Station #1.	
FM2312	Police & Courts Building Design	10/01/2022	To provide funding per FY2023 Approved CIP Plan – $960,000 from Crime Control & Prevention District Fund.	
PR0720	Miscellaneous Park Improvements	10/01/2022	To provide additional funding per FY2023 Approved CIP Plan – $200,000 from EDC Operating Fund.	
PR0804	Park Irrigation	10/01/2022	To provide additional funding per FY2023 Approved CIP Plan – $75,000 from EDC Operating Fund.	
PR2011	Wilshire Park Upgrades	10/01/2022	To provide additional funding per FY2023 Approved CIP Plan – $475,000 from EDC Operating Fund.	
PR2102	Senior Center Canopy CDBG-CV	05/31/2023	To close project and transfer excess funding of $1,564 to General CIP Fund Balance.	
PR2305	Aquatic Park Facility Upgrades	10/01/2022	To provide funding per FY2023 Approved CIP Plan – $315,000 from EDC Operating Fund.	
PR2306	Carr Park Trail Connection	10/01/2022	To provide funding per FY2023 Approved CIP Plan – $316,100 from EDC Operating Fund.	
PR2306	Carr Park Trail Connection	05/31/2023	To close project and transfer funding of $316,100 to EDC CIP Fund Balance.	
PR2307	Kiddie Carr Park Improvements	10/01/2022	To provide funding per FY2023 Approved CIP Plan – $893,500 from EDC Operating Fund.	
PR2307	Kiddie Carr Park Improvements	05/31/2023	To close project and transfer funding of $893,500 to EDC CIP Fund Balance.	
PR2308	Midway Park Pickleball Courts	10/01/2022	To provide funding per FY2023 Approved CIP Plan – $200,520 from EDC Operating Fund.	
PR2309	Parks at Texas Star North Additional Parking Lot	10/01/2022	To provide funding per FY2023 Approved CIP Plan – $499,800 from EDC Operating Fund.	
PR2309	Parks at Texas Star North Additional Parking Lot	05/31/2023	To close project and transfer excess funding of $49,908 to project AC1901 – Texas Star Sports Complex Phase VII.	
PR2310	Trail Lighting – Heritage Avenue to Bob Eden Park	10/01/2022	To provide funding per FY2023 Approved CIP Plan – $150,000 from EDC Operating Fund.	
PR2310	Trail Lighting – Heritage Avenue to Bob Eden Park	05/31/2023	To close project.	
PR2311	Trail Lighting – Mid-Cities	10/01/2022	To provide funding per FY2023 Approved CIP Plan – $152,000 from EDC Operating Fund.	
PS1902	FY2019 Street Reconstruction – Pipeline/Highland/Harwood	05/31/2023	To increase funding for earned interest of $155,622.	

* Revised from Preliminary Capital Improvements Program filed July 28, 2023.

CITY OF EULESS
CAPITAL IMPROVEMENT PROGRAM
AMENDMENTS -- FUNDED PROJECTS

PROJECT#	PROJECT DESCRIPTION	DATE	AMENDMENTS & ACTIONS
PS1903	Miscellaneous Screening Wall Repair	10/01/2022	To provide additional funding per FY2023 Approved CIP Plan – $25,000 from General Fund.
PS2201	FY2022 Street Improvements	05/31/2023	To close project.
PS2301	FY2023 Street Improvements	10/01/2022	To provide funding per FY2023 Approved CIP Plan – $1,050,000 from General Fund.
PS2302	Heritage Avenue – Cheek-Sparger Road to Guadalupe Trail	10/01/2022	To provide funding per FY2023 Approved CIP Plan – $247,987 from General Fund and $12,288 from Escrow Fund.
WT0001	Miscellaneous Water Rehab	10/01/2022	To provide additional funding per FY2023 Approved CIP Plan – $75,000 from W/WW CIP Fund Balance.
WT0104	Well Repairs	10/01/2022	To provide additional funding per FY2023 Approved CIP Plan – $50,000 from W/WW CIP Fund Balance.
WT0803	Meters/Transponders/Leak Detection	10/01/2022	To provide additional funding per FY2023 Approved CIP Plan – $158,000 from W/WW Operating Fund.
WT1403	Reclaimed Water Line Extension Debt Payment – Impact	10/01/2022	To provide additional funding per FY2023 Approved CIP Plan – $120,769 from Water Impact Fee Fund Balance.
WT1604	Reclaimed Water Line Extension Phase III	10/01/2022	To provide additional funding per FY2023 Approved CIP Plan – $500,000 from Rate Stabilization Fund.
WT1604	Reclaimed Water Line Extension Phase III	05/31/2023	To transfer excess funding of $25,402 to W/WW CIP Fund Balance.
WT1802	Well Replacement Construction – Fuller/Far North	05/31/2023	To increase funding for earned interest of $6,137.
WT1802	Well Replacement Construction – Fuller/Far North	05/31/2023	To decrease funding for transfer of $1,296 to project WT2201 – 1 Mil Well Replacement Design.
WT2001	Line Replacement – Alexander Lane	10/01/2022	To decrease funding for transfer of $92,171 to project WT2101 – Line Replacement – Dickey Drive.
WT2001	Line Replacement – Alexander Lane	05/31/2023	To close project and transfer excess funding of $21,444 to W/WW CIP Fund Balance.
WT2101	Line Replacement – Dickey Drive	10/01/2022	To increase funding for transfer of $92,171 from project WT2001 – Line Replacement – Alexander Lane.
WT2101	Line Replacement – Dickey Drive	05/31/2023	To close project.
WT2201	1 Mil Well Replacement Design	05/31/2023	To increase funding for transfer of $1,296 from project WT1802 – Well Replacement Construction – Fuller/Far North.
WT2201	1 Mil Well Replacement Design	05/31/2023	To close project.
WT2301	Line Replacement – Midway Park 1st Addition	10/01/2022	To provide funding per FY2023 Approved CIP Plan – $52,000 from W/WW Operating Fund and $522,000 from American Rescue Plan Act Fund.
WT2302	Line Replacement – Oakwood Terrace	10/01/2022	To provide funding per FY2023 Approved CIP Plan – $179,781 from W/WW Operating Fund and $1,618,031 from American Rescue Plan Act Fund.
WT2303	Line Replacement – South Main Street	10/01/2022	To provide funding per FY2023 Approved CIP Plan – $101,219 from W/WW Operating Fund, $108,991 from W/WW CIP Fund Balance and $1,891,894 from American Rescue Plan Act Fund.
WW0605	TRA Wastewater Payments – Impact	10/01/2022	To provide additional funding per FY2023 Approved CIP Plan – $100,000 from WW Impact Fee Fund Balance.
WW2201	FY2022 47th CDBG LR: Paula Ln./David Dr./Susan St./Raider Ct.	05/31/2023	To close project and transfer excess funding of $2,593 to W/WW CIP Fund Balance. Any unused CDBG funds will be allocated to future Community Development Block Grant projects.
WW2202	Line Replacement – Midway Park 3rd Addition Phase II & Green Hills Park	05/31/2023	To close project and transfer excess funding of $82,486 to W/WW CIP Fund Balance.
WW2203	Line Replacement – South Pipeline Road & SH 10	05/31/2023	To close project.
WW2301	Line Replacement – Cedar Hill Estates South Phase I	10/01/2022	To provide funding per FY2023 Approved CIP Plan – $67,000 from W/WW Operating Fund and $335,000 from American Rescue Plan Act Fund.
WW2302	Line Replacement – Cedar Hill Estates South Phase II	10/01/2022	To provide funding per FY2023 Approved CIP Plan – $68,000 from W/WW Operating Fund and $340,000 from American Rescue Plan Act Fund.
WW2303	FY2023 48th/49th CDBG LR: Euless Square/Aransas Drive	10/01/2022	To provide funding per FY2023 Approved CIP Plan – $483,750 from Community Development Block Grant and $56,250 from W/WW CIP Fund Balance.
WW2303	FY2023 48th/49th CDBG LR: Euless Square/Aransas Drive	03/28/2023	To provide additional funding per City Council Authorization – $286,147 from Community Development Block Grant.
WW2303	FY2023 48th/49th CDBG LR: Euless Square/Aransas Drive	05/31/2023	To transfer excess funding of $56,250 to W/WW CIP Fund Balance.
WW2304	Line Replacement – Trailwood Addition	10/01/2022	To provide funding per FY2023 Approved CIP Plan – $607,000 from W/WW Operating Fund and $2,429,000 from American Rescue Plan Act Fund.

CAPITAL IMPROVEMENTS PROGRAM
FUNDED PROJECTS SUMMARY

Project Number	Project Description	Budget as of 5/31/22	Appropriation/ Amendment	Budget as of 5/31/23	Expended as of 5/31/23	Remaining Funds	Revised Project Cost Estimates	Unfunded/ (Excess Funding)
DRAINAGE PROJECTS								
DR9903	Misc. Drainage Improvements	$ 1,120,777	$ 50,000	$ 1,170,777	$ 950,401	$ 220,376	$ 1,240,777	$ 70,000
DR1101	Flooding Mitigation	$ 500,000	$ 1,265	$ 501,265	$ 18,334	$ 482,931	$ 501,265	$ -
DR1201	Misc. Creek Maintenance **(min bal $100,000)**	$ 270,000	$ -	$ 270,000	$ 147,392	$ 122,608	$ 270,000	$ -
FB9902	Fund Balance – Drainage CIP	$ -	$ -	$ -	$ -	$ -	$ -	$ (118,752)
	Total Drainage Projects	$ 1,890,777	$ 51,265	$ 1,942,042	$ 1,116,127	$ 825,915	$ 2,012,042	$ (48,752)

City of Euless
Capital Project Request

Department:	PUBLIC WORKS	**Date Prepared:**	July 23,1999
Submitted By:	RON YOUNG	**Date Completed:**	
Project Title:	MISCELLANEOUS DRAINAGE IMPROVEMENTS		
Project Type:	DRAINAGE	**Sub-Type:**	IMPROVEMENTS
Project Code:	DR9903	**Priority:**	**A**

COUNCIL AUTHORIZATION:

May 27, 2014: Awarded Bid No. 007-14 to Knight Erosion Control, Inc. for Drainage Channel Improvements along Hurricane Creek and authorized the City Manager to enter into a contract with Knight Erosion Control, Inc. The estimated expenditure is $135,487.82.
June 23, 2015: Ratified City Manager action to proceed with emergency repairs to City property located along Hurricane Creek. The estimated expenditure is $74,602.
February 26, 2019: Authorized the City Manager to execute a construction contract with Knight Erosion Control, Inc. for channel improvements at the Texas Star Golf Course. The estimated expenditure is $121,440.
January 12, 2021: Authorized the City Manager to enter into a contract with Knight Erosion Control Retaining Walls and Construction, to proceed with emergency repairs related to the City's Sanitary Sewer Collection System, finding that the procurement is necessary due to unforeseen damage to an eight inch aerial sanitary sewer crossing located along Hurricane Creek near 350 Westpark Way, and finding that the repair is necessary to preserve the public health and protect the safety of the City's residents. The estimated expenditure is $121,000.
April 11, 2023: Awarded Bid No. 011-23 for channel improvements at the Texas Star Golf Course to R.C. Retaining Walls, Inc. The estimated expenditure is $130,751.36 with an owner-controlled contingency of five percent of the contractual amount and will be paid from GC2003 and DR9903.

RELATIONSHIP TO OTHER PROJECTS AND/OR MASTER PLAN:

PROJECT DESCRIPTION:

The project provides funding for various drainage projects or emergency repairs identified throughout the year. Often correction of these problems requires design services and other improvements such as bank stabilization. As major projects are identified, they will be tracked separately and assigned a different project number.

PROJECT SCHEDULE:

JUSTIFICATION:

Failure to correct these problems often causes damage to existing infrastructure.

PROJECT TITLE: MISCELLANEOUS DRAINAGE IMPROVEMENTS **PROJECT CODE:** DR9903

NET EFFECTS ON OPERATING AND MAINTENANCE COST (+ OR -) ANNUAL:			**TOTAL ESTIMATED CAPITAL COST:**	
Direct Operating Cost			Improvements	$1,240,777
Personnel:	Full Time			
	Part Time	$0		
Total Salary		$0		
Purchase of Services				
Materials & Supplies				
Utilities				
		$0		
Subtotal:		$0	**Total Estimated Capital Cost**	$1,240,777
Maintenance Costs			**Funding Source:**	
			Transfer from:	
			Drainage Operating/CIP Fund	$1,312,833
			FEMA Reimbursement	$84,178
		$0	Transfer to DR2201	($226,234)
Subtotal:		$0	Additional Funding Needed:	
Annual expense		$74,929	Transfer from:	
			Drainage Operating Fund	$70,000
Total Estimated Annual Cost		$74,929	**Total Funding**	$1,240,777

CURRENT STATUS

PHASE/FUNDING SOURCE	**BUDGET**	**EXPENDED**	**OVER/UNDER BUDGET (- +)**	**% EXPENDED**
Engineering	$16,000	$16,000	$0	100%
Fence	$559	$559	$0	100%
Storm Sewers	$1,224,023	$933,647	$290,376	76%
Meters & Setting	$195	$195	$0	100%
TOTAL PROJECT	$1,240,777	$950,401	$290,376	77%

City of Euless
Capital Project Request

Department:	PUBLIC WORKS	**Date Prepared:**	June 30,2010
Submitted By:	RON YOUNG	**Date Completed:**	
Project Title:	FLOODING MITIGATION		
Project Type:	DRAINAGE	**Sub-Type:**	IMPROVEMENTS
Project Code:	DR1101	**Priority:**	**A**

COUNCIL AUTHORIZATION:

RELATIONSHIP TO OTHER PROJECTS AND/OR MASTER PLAN:

PROJECT DESCRIPTION:

This project consists of identifying chronic flooding locations within the City of Euless and determining the cost/benefit of property acquisition and protection compared to extensive drainage relief projects. Property acquisition will be recommended after consideration of flooding history, appraisals, and feasible alternative drainage solutions have been evaluated. It is recommended that this be established as an ongoing project.

PROJECT SCHEDULE:

JUSTIFICATION:

Properties throughout the City of Euless situated adjacent to creeks have experienced drainage problems for several years. The cost for implementing drainage improvement projects to mitigate flooding at isolated locations may be much greater than the cost of property acquisition. Chronic flooding lowers the property values and this program will offer a means of relief for affected property owners.

PROJECT TITLE: FLOODING MITIGATION **PROJECT CODE:** DR1101

NET EFFECTS ON OPERATING AND MAINTENANCE COST (+ OR -) ANNUAL:			**TOTAL ESTIMATED CAPITAL COST:**	
Direct Operating Cost			Flooding Mitigation	$501,265
Personnel:	Full Time			
	Part Time	$0		
Total Salary		$0		
Purchase of Services				
Materials & Supplies				
Utilities				
		$0		
Subtotal:		$0	**Total Estimated Capital Cost**	$501,265
Maintenance Costs			**Funding Source:**	
			Transfer from:	
			Drainage CIP Fund Balance	$350,000
			Drainage Operating Fund	$150,000
		$0	Miscellaneous Income	$1,265
Subtotal:		$0		
Total Estimated Annual Cost		$0	**Total Funding**	$501,265

CURRENT STATUS

PHASE/FUNDING SOURCE	**BUDGET**	**EXPENDED**	**OVER/UNDER BUDGET (- +)**	**% EXPENDED**
Storm Sewers	$501,265	$18,334	$482,931	4%
TOTAL PROJECT	$501,265	$18,334	$482,931	4%

City of Euless
Capital Project Request

Department:	PUBLIC WORKS	**Date Prepared:**	March 22,2011
Submitted By:	RON YOUNG	**Date Completed:**	
Project Title:	MISCELLANEOUS CREEK MAINTENANCE		
Project Type:	DRAINAGE	**Sub-Type:**	CREEK MAINTENANCE
Project Code:	DR1201	**Priority:**	**A**

COUNCIL AUTHORIZATION:

RELATIONSHIP TO OTHER PROJECTS AND/OR MASTER PLAN:

The City of Euless completed drainage master plan studies for the major creeks that traverse the City. They include Little Bear Creek, Hurricane Creek, Boyd Branch and Blessing Branch.

PROJECT DESCRIPTION:

The project provides for maintenance in the creeks described above including removal of fallen trees that impede the flow of creek water in the natural creek channels, clearing brush and debris at major bridge crossings, and preventative maintenance. This project does not address items that are deemed cosmetic enhancements.

PROJECT SCHEDULE:

JUSTIFICATION:

Natural creek erosion undermines the root systems of trees adjacent to creek banks which results in trees falling into or across creek channels. These fallen trees together with accumulated brush and debris can impede the flow of storm water in the natural creek channels resulting in a rise in the normal water surface elevation. Fallen trees that are conveyed down stream in the natural creek channels may cause damage to the substructure of bridges spanning the creek channels.

PROJECT TITLE: MISCELLANEOUS CREEK MAINTENANCE **PROJECT CODE:** DR1201

NET EFFECTS ON OPERATING AND MAINTENANCE COST (+ OR -) ANNUAL:			**TOTAL ESTIMATED CAPITAL COST:**	
Direct Operating Cost			Improvements	
Personnel:	Full Time		(Minimum balance $100,000)	
	Part Time	$0		
Total Salary		$0		
Purchase of Services				
Materials & Supplies				
Utilities				
		$0		
Subtotal:		$0	**Total Estimated Capital Cost**	
Maintenance Costs			**Funding Source:**	
			Transfer from:	
			Drainage CIP Fund Balance	$105,000
			Drainage Operating Fund	$165,000
		$0		
Subtotal:		$0		
Annual expense		$31,076		
Total Estimated Annual Cost		$31,076	**Total Funding**	$270,000

CURRENT STATUS

PHASE/FUNDING SOURCE	**BUDGET**	**EXPENDED**	**OVER/UNDER BUDGET (- +)**	**% EXPENDED**
Storm Sewers	$270,000	$147,392	$122,608	55%
TOTAL PROJECT	$270,000	$147,392	$122,608	55%

THE CITY OF
EULESS

CAPITAL IMPROVEMENTS PROGRAM
FUNDED PROJECTS SUMMARY

Project Number	Project Description	Budget as of 5/31/22	Appropriation/ Amendment	Budget as of 5/31/23	Expended as of 5/31/23	Remaining Funds	Revised Project Cost Estimates	Unfunded/ (Excess Funding)
STREET PROJECTS								
PS1203	Misc. Street Repairs **(min bal $150,000)**	$ 993,150	$ -	$ 993,150	$ 837,746	$ 155,404	$ 993,150	$ -
PS1601	East Harwood Road Extension	$ 100,000	$ -	$ 100,000	$ -	$ 100,000	$ 100,000	$ -
PS1902	FY2019 Street Reconstruction – Pipeline/Highland/Harwood	$ 18,232,879	$ 155,622	$ 18,388,501	$ 12,354,041	$ 6,034,460	$ 20,325,041	$ 1,936,540
PS1903	Misc. Screening Wall Repair **(annual transfer $25,000)**	$ 75,000	$ 25,000	$ 100,000	$ 6,666	$ 93,334	$ 125,000	$ 25,000
PS2202	Mid-Cities/Cheek-Sparger & SH 121 Intersection/ADA Improvements Design	$ 410,000	$ -	$ 410,000	$ 284,525	$ 125,475	$ 410,000	$ -
PS2301	FY2023 Street Improvements	$ -	$ 1,050,000	$ 1,050,000	$ 607,455	$ 442,545	$ 1,050,000	$ -
PS2302	Heritage Avenue – Cheek-Sparger Road to Guadalupe Trail	$ -	$ 260,275	$ 260,275	$ -	$ 260,275	$ 500,000	$ 239,725
FB9907	Fund Balance – Street CIP	$ -	$ -	$ -	$ -	$ -	$ -	$ (51,532)
	Total Street Projects	$ 19,811,029	$ 1,490,897	$ 21,301,926	$ 14,090,433	$ 7,211,493	$ 23,503,191	$ 2,149,733

City of Euless
Capital Project Request

Department:	PUBLIC WORKS	**Date Prepared:**	March 27,2014
Submitted By:	HAL CRANOR	**Date Completed:**	
Project Title:	MISCELLANEOUS STREET REPAIRS		
Project Type:	STREET	**Sub-Type:**	IMPROVEMENTS
Project Code:	PS1203	**Priority:**	**A**

COUNCIL AUTHORIZATION:

April 24, 2012: Authorized the City Manager to enter into a contract with Estrada Concrete Co. LLC for concrete road repairs at various locations on North Main Street, Fuller-Wiser Road, and Bear Creek Parkway in the amount of $93,390.
March 11, 2014: Authorized the City Manager to negotiate and execute a contract for a citywide pavement management analysis and asset management inventory with Infrastructure Management Services (IMS). The estimated expenditure is $82,155.
February 26, 2019: Authorized the City Manager to execute an Interlocal Agreement between the City of Euless, the City of Bedford, the City of Colleyville, and Tarrant County, Texas for the design and construction of a traffic signal at the intersection of Heritage Avenue and Cheek-Sparger Road. Design costs were paid from this project.

RELATIONSHIP TO OTHER PROJECTS AND/OR MASTER PLAN:

The Master Thoroughfare Plan identifies the various street types within the City of Euless. These street types include residential streets through regional arterial streets.

PROJECT DESCRIPTION:

This project includes the removal and replacement of deteriorated sections of pavement along identified roadways.

PROJECT SCHEDULE:

JUSTIFICATION:

Continuing repair of the existing street pavement will maintain safe driving conditions and will extend the overall life of the City streets.

PROJECT TITLE: MISCELLANEOUS STREET REPAIRS **PROJECT CODE:** PS1203

NET EFFECTS ON OPERATING AND MAINTENANCE COST (+ OR -) ANNUAL:			**TOTAL ESTIMATED CAPITAL COST:**	
Direct Operating Cost			Engineering/Construction	
Personnel:	Full Time		(Minimum balance $150,000)	
	Part Time	$0		
Total Salary		$0		
Purchase of Services				
Materials & Supplies				
Utilities				
		$0		
Subtotal:		$0	**Total Estimated Capital Cost**	
Maintenance Costs			**Funding Source:**	
			Transfer from:	
			Street CIP Fund Balance	$511,125
			Car Rental & General Fund	$300,000
		$0	2018 Certificates of Obligation	$150,000
Subtotal:		$0	Reimbursement-Other Entities	$32,025
Annual expense		$0		
Total Estimated Annual Cost		$0	**Total Funding**	$993,150

CURRENT STATUS

PHASE/FUNDING SOURCE	**BUDGET**	**EXPENDED**	**OVER/UNDER BUDGET (- +)**	**% EXPENDED**
Other Professional Services	$83,156	$82,331	$825	99%
Engineering	$47,150	$45,500	$1,650	97%
Construction	$862,844	$709,915	$152,929	82%
TOTAL PROJECT	$993,150	$837,746	$155,404	84%

City of Euless
Capital Project Request

Department:	PUBLIC WORKS	**Date Prepared:**	June 20,2014
Submitted By:	HAL CRANOR	**Date Completed:**	
Project Title:	EAST HARWOOD ROAD EXTENSION		
Project Type:	STREET	**Sub-Type:**	CONSTRUCTION
Project Code:	PS1601	**Priority:**	**A**

COUNCIL AUTHORIZATION:

RELATIONSHIP TO OTHER PROJECTS AND/OR MASTER PLAN:

PROJECT DESCRIPTION:

The Texas Department of Transportation and DFW Airport are combining efforts to extend East Harwood Road through the airport to Rental Car Drive to provide additional access to airport properties. Euless has committed to share in the cost of the extension in an amount not to exceed $100,000.

PROJECT SCHEDULE:

Design Complete: May 2022
Anticipate Begin Construction: FY2023
Anticipate Construction Complete: FY2025

JUSTIFICATION:

Participation in the project will provide Euless residents with an additional route to and through the airport properties.

PROJECT TITLE: EAST HARWOOD ROAD EXTENSION **PROJECT CODE:** PS1601

NET EFFECTS ON OPERATING AND MAINTENANCE COST (+ OR -) ANNUAL:			**TOTAL ESTIMATED CAPITAL COST:**	
Direct Operating Cost			Construction	$100,000
Personnel:	Full Time			
	Part Time	$0		
Total Salary		$0		
Purchase of Services				
Materials & Supplies				
Utilities				
		$0		
Subtotal:		$0	**Total Estimated Capital Cost**	$100,000
Maintenance Costs			**Funding Source:**	
			Transfer from:	
			Car Rental Fund	$100,000
		$0		
Subtotal:		$0		
Total Estimated Annual Cost		$0	**Total Funding**	$100,000

CURRENT STATUS

PHASE/FUNDING SOURCE	**BUDGET**	**EXPENDED**	**OVER/UNDER BUDGET (- +)**	**% EXPENDED**
Construction	$100,000	$0	$100,000	0%
TOTAL PROJECT	$100,000	$0	$100,000	0%

THE CITY OF
EULESS

EAST HARWOOD ROAD EXTENSION

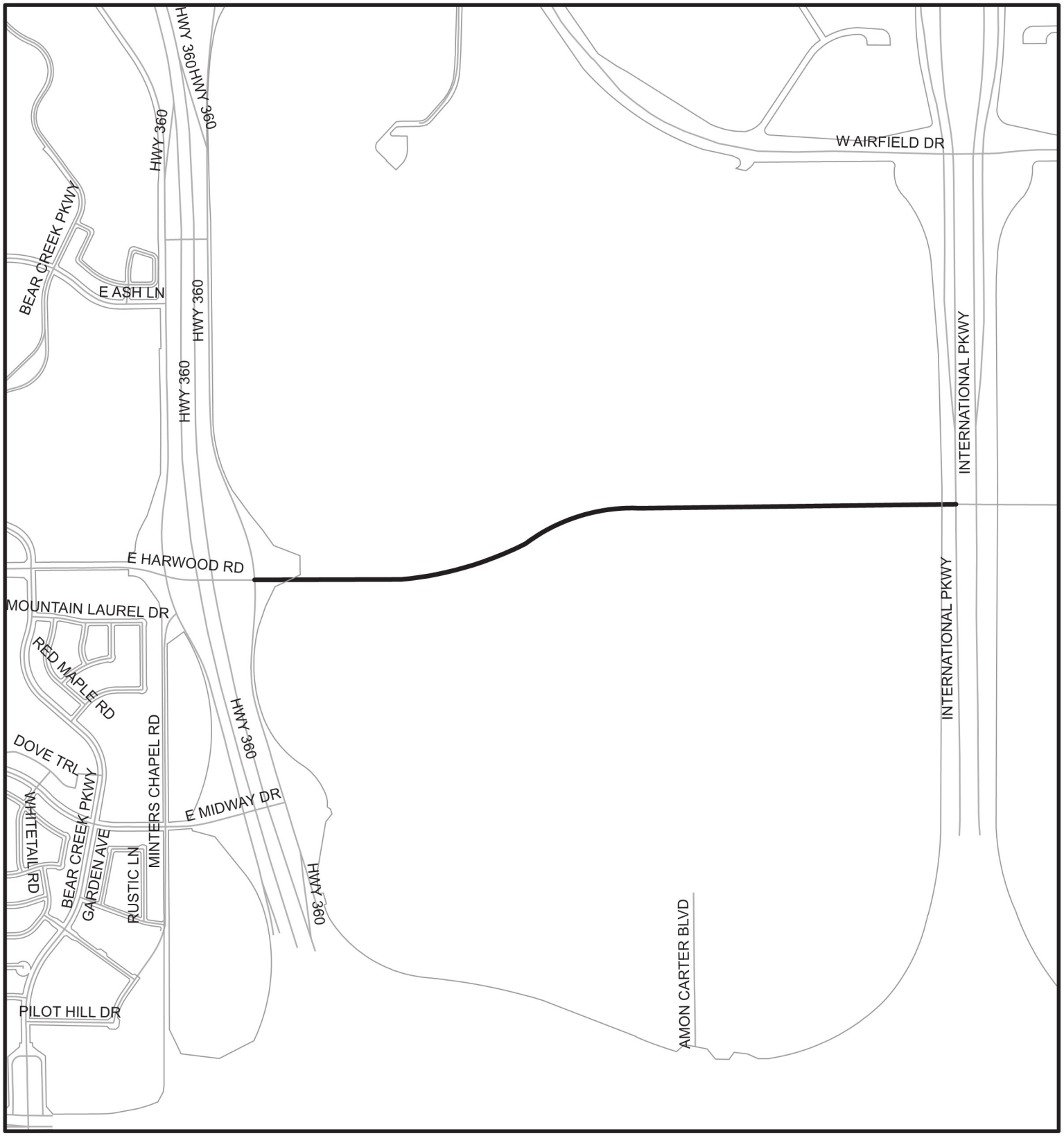

City of Euless
Capital Project Request

Department:	PUBLIC WORKS	**Date Prepared:**	May 25, 2018
Submitted By:	HAL CRANOR	**Date Completed:**	

Project Title: FY2019 ST RECON–PIPELINE/HIGHLAND/HARWOOD

Project Type: STREET **Sub-Type:** IMPROVEMENTS

Project CODE: PS1902 **Priority:** **A**

COUNCIL AUTHORIZATION:

December 11, 2018: Approved Resolution No. 18-1539 authorizing the City Secretary to publish a notice declaring intention to issue certificates of obligation.
January 22, 2019: Approved the first and final reading of Ordinance No. 2212, authorizing issuance of "City of Euless, Texas, Tax and Waterworks and Sewer System (Limited Pledge) Revenue Certificates of Obligation, Series 2019".
December 17, 2019: Authorized the City Manager to negotiate and execute an Engineering Design Contract with Halff Associates, Inc. for the design of the FY2019 Street Reconstruction project. The estimated expenditure is $1,553,600.
January 12, 2021: Approved Resolution No. 21-1597 authorizing the City Secretary to publish a notice declaring intention to issue certificates of obligation.
January 12, 2021: Awarded Bid No. 001-21 to McMahon Contracting, LP. for the FY2019 Street Reconstruction Phase I project in the amount of $10,078,330.84, authorized an owner controlled contingency not to exceed 5%, and authorized the City Manager to enter into a contract with McMahon Contracting, LP.
March 9, 2021: Approved first and final reading of Ordinance No. 2270 authorizing the issuance of "City of Euless, Texas, Tax and Waterworks and Sewer System (Limited Pledge) Revenue Certificates of Obligation, Series 2021".
March 8, 2022: Authorized an increase of owner-controlled contingency for the FY2019 Street Reconstruction Phase I project from five percent to six percent of the contractual amount.
February 14, 2023: Authorized an increase of owner-controlled contingency for the FY2019 Street Reconstruction Phase I project in the amount of $27,133.62 above the previously approved six percent.

RELATIONSHIP TO OTHER PROJECTS AND/OR MASTER PLAN:

PROJECT DESCRIPTION:

The project scope includes the removal and replacement of asphalt roadway with concrete pavement at the following locations:

West Pipeline Road between Arwine Court and Raider Drive, South Pipeline Road between Royal Parkway and Highland Drive, Highland Drive, and Harwood Road between Industrial Boulevard and Main Street. Each reconstructed street will maintain the same width and lane configuration with the exception of Highland Drive, which will become a standard 31 foot wide street from back of curb to back of curb; and South Pipeline Road, which will become a standard 31 foot wide street. The Highland Drive project will include new sidewalk, water, sewer, and storm drain utilities; and the South Pipeline Road project will include new sidewalk and a rehabilitated 16" waterline.

PROJECT SCHEDULE:

Phase I - South Pipeline/Highland/Harwood
Began Design: September 2019
Design Complete: November 2020
Began Construction: March 2021
Construction Complete: February 2023

Phase II - West Pipeline
Began Design: September 2019
Design Complete: August 2022
Anticipate Begin Construction: January 2024
Anticipate Construction Complete: June 2025

JUSTIFICATION:

The existing asphalt pavement of these streets is deteriorating. The new concrete streets will increase safety, reduce maintenance costs, provide an improved riding surface, and will enhance the appearance of the streets.

PROJECT TITLE: FY2019 ST RECON–PIPELINE/HIGHLAND/HARWOOD **PROJECT CODE:** PS1902

NET EFFECTS ON OPERATING AND MAINTENANCE COST (+ OR -) ANNUAL:			**TOTAL ESTIMATED CAPITAL COST:**	
			Engineering	$1,620,497
Direct Operating Cost			Paving	$15,120,133
Personnel:	Full Time		Drainage	$1,076,691
	Part Time		Water/Wastewater Rehab	$1,788,687
Total Salary		$0	Contingency	$719,033
Purchase of Services				
Materials & Supplies				
Utilities				
2019 CO's Average Debt Service		$860,000		
2021 CO's Average Debt Service		$333,000		
Subtotal:		$1,193,000	**Total Estimated Capital Cost**	$20,325,041
			FUNDING SOURCE:	
Maintenance Costs				
			2019 Certificates of Obligation	$12,423,813
			2021 Certificates of Obligation	$5,500,000
			Interest Earnings	$464,688
		$0		
Subtotal:		$0	Additional Funding Needed:	
			Transfer from:	
			General Fund	$1,936,540
Total Estimated Annual Cost		$1,193,000	**Total Funding**	$20,325,041

CURRENT STATUS

PHASE/FUNDING SOURCE	**BUDGET**	**EXPENDED**	**OVER/UNDER BUDGET (- +)**	**% EXPENDED**
Engineering	$1,620,497	$1,569,973	$50,524	97%
Construction	$17,985,511	$10,784,068	$7,201,443	60%
Contingency	$719,033	$0	$719,033	0%
TOTAL PROJECT	$20,325,041	$12,354,041	$7,971,000	61%

THE CITY OF
EULESS

FY 2019 STREET RECONSTRUCTION

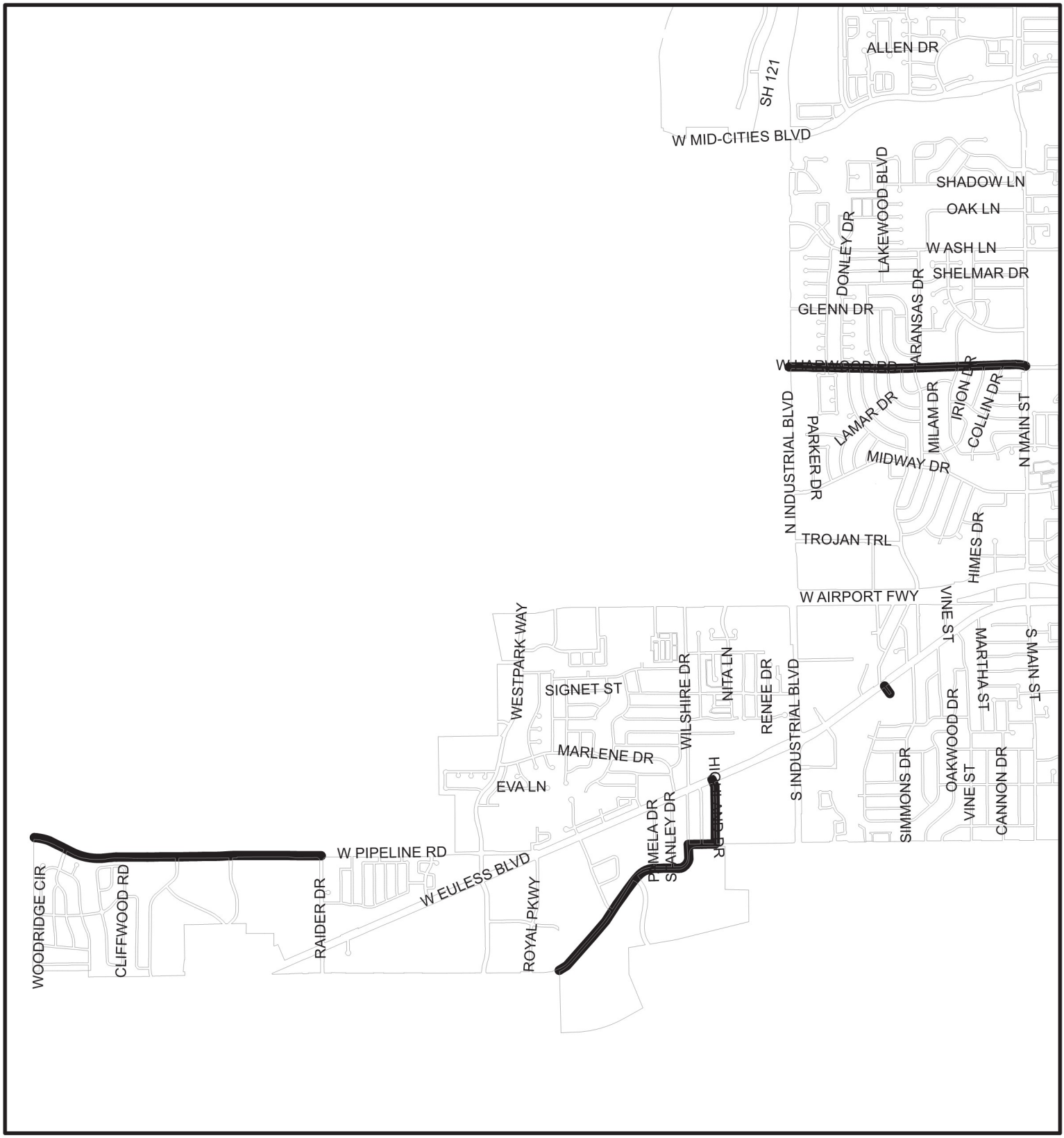

City of Euless
Capital Project Request

Department:	PUBLIC WORKS	**Date Prepared:**	April 26,2018
Submitted By:	HAL CRANOR	**Date Completed:**	
Project Title:	MISCELLANEOUS SCREENING WALL REPAIR		
Project Type:	STREET	**Sub-Type:**	IMPROVEMENTS
Project Code:	PS1903	**Priority:**	**A**

COUNCIL AUTHORIZATION:

RELATIONSHIP TO OTHER PROJECTS AND/OR MASTER PLAN:

PROJECT DESCRIPTION:

The project consists of maintenance and repair of publicly-owned screening walls throughout the City.

PROJECT SCHEDULE:

JUSTIFICATION:

Screening walls that were constructed at locations including, but not limited to, Harwood Road, West Pipeline Road, Gateway Boulevard, Main Street etc. are in need of periodic maintenance and repair.

PROJECT TITLE: MISCELLANEOUS SCREENING WALL REPAIR **PROJECT CODE:** PS1903

NET EFFECTS ON OPERATING AND MAINTENANCE COST (+ OR -) ANNUAL:			**TOTAL ESTIMATED CAPITAL COST:**	
Direct Operating Cost			Construction	$125,000
Personnel:	Full Time			
	Part Time	$0		
Total Salary		$0		
Purchase of Services				
Materials & Supplies				
Utilities				
		$0		
Subtotal:		$0	**Total Estimated Capital Cost**	$125,000
Maintenance Costs			**Funding Source:**	
			Transfer from:	
			General Fund	$50,000
			Street CIP Fund Balance	$50,000
		$0		
Subtotal:		$0	Additional Funding Needed:	
Annual expense		$5,373	Transfer from:	
			General Fund	$25,000
Total Estimated Annual Cost		$5,373	**Total Funding**	$125,000

CURRENT STATUS

PHASE/FUNDING SOURCE	**BUDGET**	**EXPENDED**	**OVER/UNDER BUDGET (- +)**	**% EXPENDED**
Construction	$125,000	$6,666	$118,334	5%
TOTAL PROJECT	$125,000	$6,666	$118,334	5%

City of Euless
Capital Project Request

Department:	PUBLIC WORKS	**Date Prepared:**	May 26,2022
Submitted By:	HAL CRANOR	**Date Completed:**	

Project Title: MID-CITIES BLVD/CHEEK-SPARGER RD&SH 121 IMP DESIGN

Project Type: STREET **Sub-Type:** IMPROVEMENTS

Project Code: PS2202 **Priority:** A

COUNCIL AUTHORIZATION:

June 14, 2022: Authorized the City Manager to enter into an Interlocal Agreement with the City of Bedford, relating to roadway and ADA improvements at the intersection of Mid-Cities Blvd./Cheek-Sparger Road and State Highway 121.
August 9, 2022: Authorized the City Manager to execute an engineering design contract with Kimley-Horn and Associates. The estimated expenditure is $410,000.
August 22, 2022: Authorized the City Manager to execute an Advance Funding Agreement (AFA) with the Texas Department of Transportation (TxDOT).

RELATIONSHIP TO OTHER PROJECTS AND/OR MASTER PLAN:

PROJECT DESCRIPTION:

The project scope includes the engineering and design of roadway and the Americans with Disabilities Act (ADA) improvements at the intersection of Mid-Cities Boulevard/Cheek-Sparger Road and State Highway 121. The project consists of additions of left turn lanes along Cheek-Sparger, sidewalks, and ADA ramps. The Cities of Bedford and Euless will contribute funding for project costs.

PROJECT SCHEDULE:

Began Design: September 2022
Anticipate Design Complete: August 2023
Anticipate Begin Construction: September 2023
Anticipate Construction Complete: June 2024

JUSTIFICATION:

The existing intersection is lacking turn-lane accommodations and ADA support. The improvements will provide more efficient traffic control and ADA pedestrian support.

PROJECT TITLE: MID-CITIES BLVD/CHEEK-SPARGER RD&SH 121 IMP DESIGN **PROJECT CODE:** PS2202

NET EFFECTS ON OPERATING AND MAINTENANCE COST (+ OR -) ANNUAL:			**TOTAL ESTIMATED CAPITAL COST:**	
Direct Operating Cost			Euless Participation - Design	$205,000
Personnel:	Full Time		Bedford Participation - Design	$205,000
	Part Time	$0		
Total Salary		$0		
Purchase of Services				
Materials & Supplies				
Utilities		$0		
Subtotal:		$0	**Total Estimated Capital Cost**	$410,000
Maintenance Costs			**Funding Source:**	
			Transfer from:	
			General CIP Fund Balance	$106,000
			Street CIP Fund Balance	$99,000
		$0	Reimbursement from Bedford	$205,000
Subtotal:		$0		
Total Estimated Annual Cost		$0	**Total Funding**	$410,000

CURRENT STATUS

PHASE/FUNDING SOURCE	**BUDGET**	**EXPENDED**	**OVER/UNDER BUDGET (- +)**	**% EXPENDED**
Engineering	$410,000	$284,525	$125,475	69%
TOTAL PROJECT	$410,000	$284,525	$125,475	69%

THE CITY OF
EULESS

Mid-Cities/Cheek Sparger & SH 121 Improvements

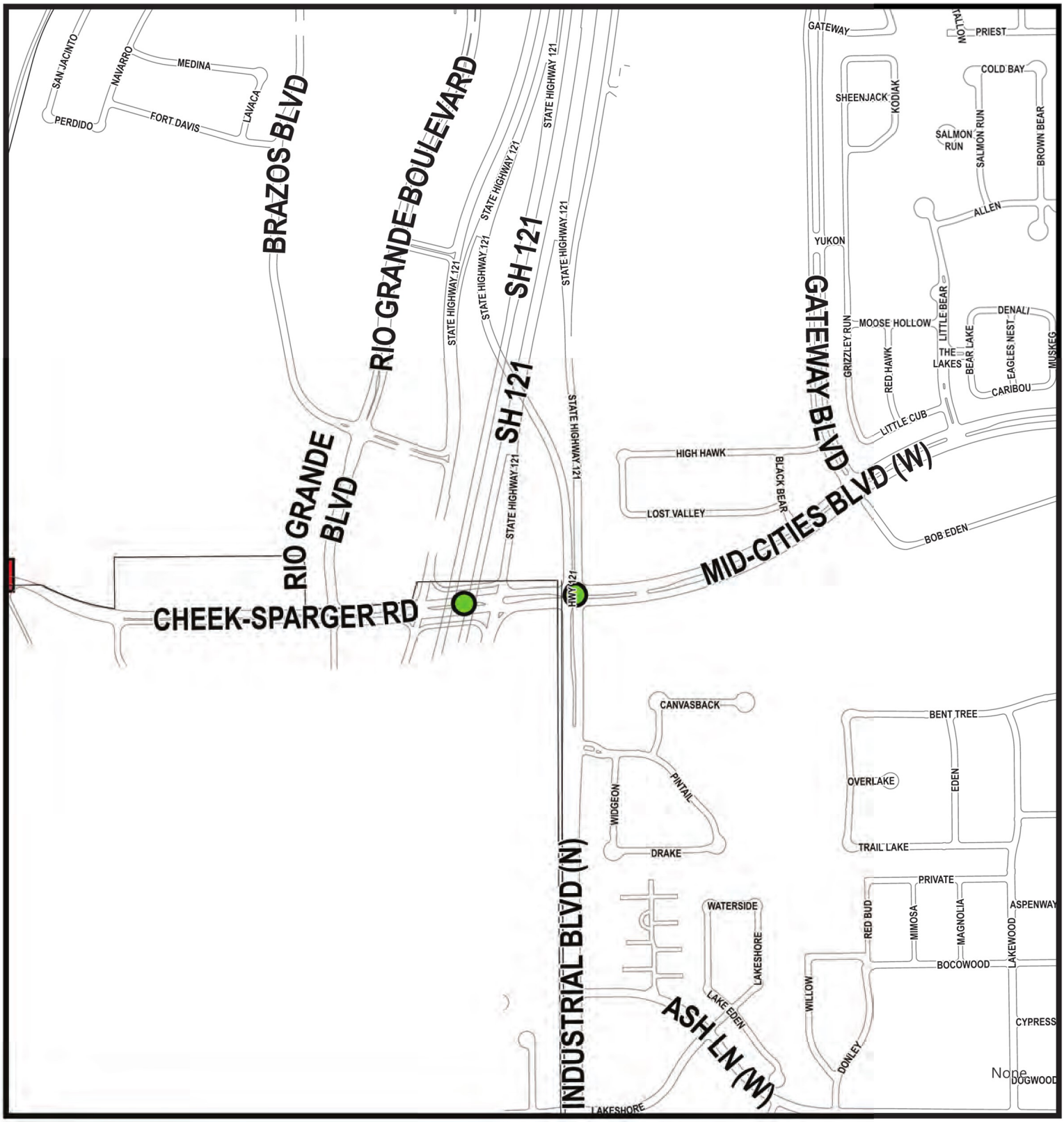

Street Improvement
-Intersection of Mid-Cities/
Cheek-Sparger and SH 121

THE CITY OF EULESS

N

Legend
Improvements

0 260 520 1,040 1,560 2,080
Feet

City of Euless
Capital Project Request

Department:	PUBLIC WORKS	**Date Prepared:**	May 31,2018
Submitted By:	HAL CRANOR	**Date Completed:**	
Project Title:	FY2023 STREET IMPROVEMENTS		
Project Type:	STREET	**Sub-Type:**	IMPROVEMENTS
Project Code:	PS2301	**Priority:**	**A**

COUNCIL AUTHORIZATION:

February 14, 2023: Authorized the City Manager to execute an interlocal agreement with Tarrant County for asphalt overlay improvements to Pamela Drive, Himes Drive, Oak Forest Trail, Shelmar Drive, Oakwood Drive, and Limestone Drive. The estimated expenditure is $600,000.

RELATIONSHIP TO OTHER PROJECTS AND/OR MASTER PLAN:

PROJECT DESCRIPTION:

The project consists of edge milling, asphalt overlay, and restriping on various streets prioritized by pavement condition index of the roadways.

PROJECT SCHEDULE:

Began Construction: October 2022
Anticipate Construction Complete: August 2023

JUSTIFICATION:

The existing asphalt pavement is deteriorating. The asphalt overlay will provide an improved riding surface, extend the life of the roadway, and enhance the appearance of the streets.

PROJECT TITLE: FY2023 STREET IMPROVEMENTS **PROJECT CODE:** PS2301

NET EFFECTS ON OPERATING AND MAINTENANCE COST (+ OR -) ANNUAL:			**TOTAL ESTIMATED CAPITAL COST:**	
Direct Operating Cost			Construction	$1,050,000
Personnel:	Full Time			
	Part Time	$0		
Total Salary		$0		
Purchase of Services				
Materials & Supplies				
Utilities				
		$0		
Subtotal:		$0	**Total Estimated Capital Cost**	$1,050,000
Maintenance Costs			**Funding Source:**	
			Transfer from:	
			General Fund	$1,050,000
		$0		
Subtotal:		$0		
Total Estimated Annual Cost		$0	**Total Funding**	$1,050,000

CURRENT STATUS

PHASE/FUNDING SOURCE	**BUDGET**	**EXPENDED**	**OVER/UNDER BUDGET (- +)**	**% EXPENDED**
Construction	$1,050,000	$607,455	$442,545	58%
TOTAL PROJECT	$1,050,000	$607,455	$442,545	58%

City of Euless
Capital Project Request

Department:	PUBLIC WORKS	**Date Prepared:**	April 1, 2021
Submitted By:	HAL CRANOR	**Date Completed:**	
Project Title:	HERITAGE AVE – CHEEK-SPARGER RD TO GUADALUPE TR		
Project Type:	STREET	**Sub-Type:**	IMPROVEMENTS
Project Code:	PS2302	**Priority:**	**A**

COUNCIL AUTHORIZATION:

RELATIONSHIP TO OTHER PROJECTS AND/OR MASTER PLAN:

PROJECT DESCRIPTION:

Heritage Avenue is currently a 2-lane asphalt road. The project scope includes concrete roadway reconstruction of Heritage Avenue, turn lane extensions on Heritage Avenue at Cheek-Sparger, additional street lighting, culvert replacement, introduction of concrete curb and gutter, drainage system improvements, sidewalks, and bike paths. The City of Colleyville and City of Euless have each committed $500,000 to the project. The remainder of the project will be funded by Tarrant County ($500,000) and the 2024 Federal Appropriations project ($2,250,000) if approved.

PROJECT SCHEDULE:

Anticipate Begin Design: TBD
Anticipate Design Complete: TBD
Anticipate Begin Construction: TBD
Anticipate Construction Complete: TBD

JUSTIFICATION:

The existing asphalt pavement is deteriorating and the new concrete street will increase safety, regional mobility, and connectivity.

PROJECT TITLE: HERITAGE AVE – CHEEK-SPARGER RD TO GUADALUPE TR **PROJECT CODE:** PS2302

NET EFFECTS ON OPERATING AND MAINTENANCE COST (+ OR -) ANNUAL:			**TOTAL ESTIMATED CAPITAL COST:**	
Direct Operating Cost			City of Euless Participation	$500,000
Personnel:	Full Time			
	Part Time	$0		
Total Salary		$0		
Purchase of Services				
Materials & Supplies				
Utilities				
		$0		
Subtotal:		$0	**Total Estimated Capital Cost**	$500,000
Maintenance Costs			**Funding Source:**	
			Transfer from:	
			General Fund	$247,987
			Escrow Fund - ES1403	$12,288
Subtotal:			Additional Funding Needed:	
			Transfer from:	
			General Fund	$239,725
Total Estimated Annual Cost		$0	**Total Funding**	$500,000

CURRENT STATUS

PHASE/FUNDING SOURCE	**BUDGET**	**EXPENDED**	**OVER/UNDER BUDGET (- +)**	**% EXPENDED**
Construction	$500,000	$0	$500,000	0%
TOTAL PROJECT	$500,000	$0	$500,000	0%

THE CITY OF
EULESS

Street Improvement - Heritage Avenue: Cheek-Sparger Road to Guadalupe Trail

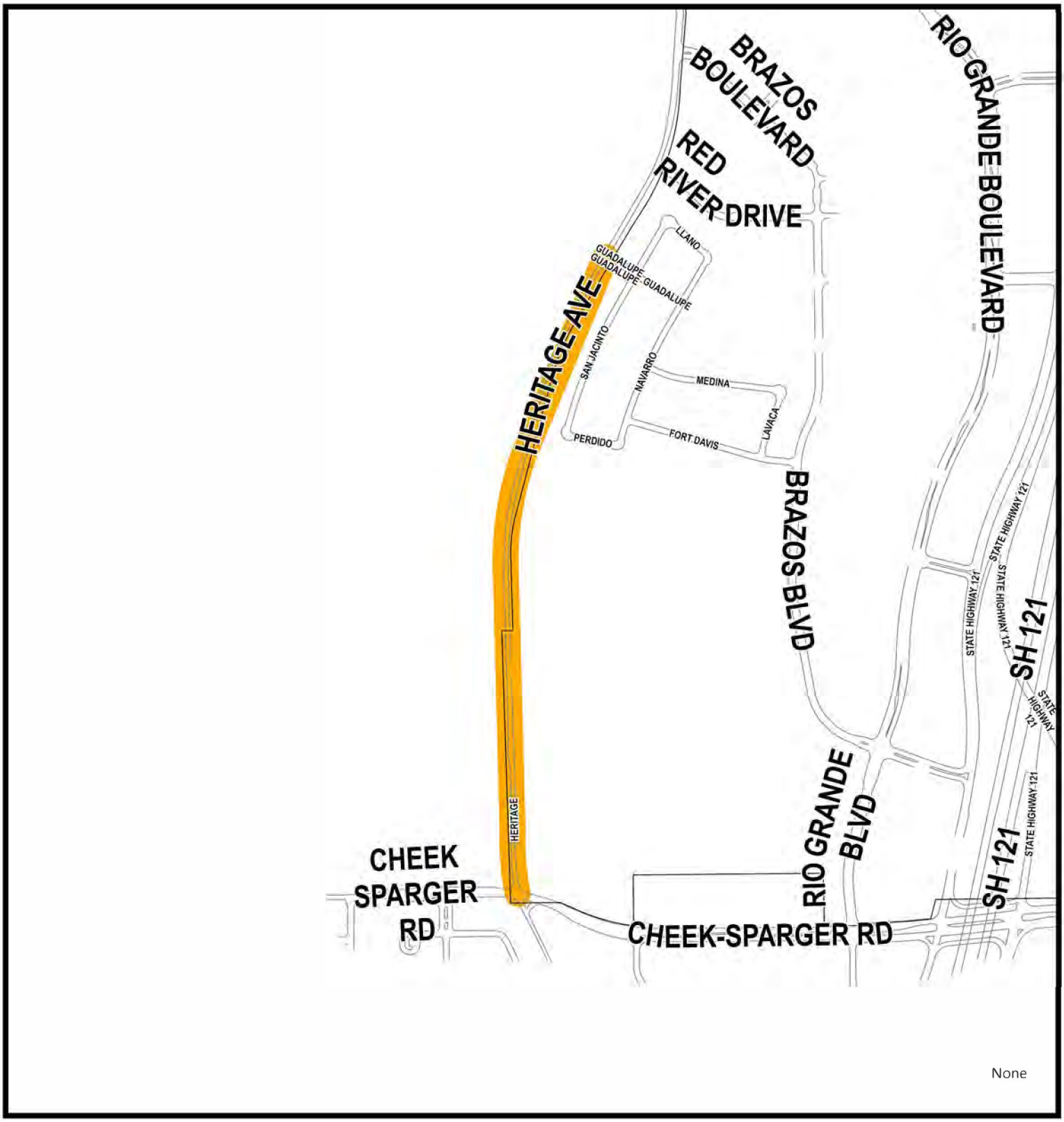

Street Improvement
-Heritage Ave.

THE CITY OF EULESS

N

Legend
Street Reconstruction

0 260 520 1,040 1,560 2,080
Feet

THE CITY OF
EULESS

CAPITAL IMPROVEMENTS PROGRAM
FUNDED PROJECTS SUMMARY

Project Number	Project Description	Budget as of 5/31/22	Appropriation/ Amendment	Budget as of 5/31/23	Expended as of 5/31/23	Remaining Funds	Revised Project Cost Estimates	Unfunded/ (Excess Funding)
WASTEWATER PROJECTS								
WW0002	Misc. Wastewater Rehab **(min bal $100,000)**	$ 881,086	$ -	$ 881,086	$ 761,924	$ 119,162	$ 881,086	$ -
WW0605	TRA Wastewater Payments – Impact	$ 1,380,000	$ 100,000	$ 1,480,000	$ 1,380,000	$ 100,000	$ 1,580,000	$ 100,000
WW2301	Line Replacement – Cedar Hill Estates South Phase I	$ -	$ 402,000	$ 402,000	$ 17,710	$ 384,290	$ 402,000	$ -
WW2302	Line Replacement – Cedar Hill Estates South Phase II	$ -	$ 408,000	$ 408,000	$ 17,710	$ 390,290	$ 408,000	$ -
WW2303	FY2023 48th/49th CDBG LR: Euless Square/Aransas Drive	$ -	$ 769,897	$ 769,897	$ -	$ 769,897	$ 769,897	$ -
WW2304	Line Replacement – Trailwood Addition	$ -	$ 3,036,000	$ 3,036,000	$ 150,531	$ 2,885,469	$ 3,388,934	$ 352,934
FB9911	Fund Balance – Wastewater Impact (Restricted)	$ -	$ -	$ -	$ -	$ -	$ -	$ (667,352)
	Total Wastewater Projects	$ 2,261,086	$ 4,715,897	$ 6,976,983	$ 2,327,875	$ 4,649,108	$ 7,429,917	$ (214,418)

City of Euless
Capital Project Request

Department:	PUBLIC WORKS	**Date Prepared:**	July 26,1999
Submitted By:	RON YOUNG	**Date Completed:**	
Project Title:	MISCELLANEOUS WASTEWATER REHABILITATION		
Project Type:	WASTEWATER	**Sub-Type:**	MAIN REPLACEMENT
Project Code:	WW0002	**Priority:**	**A**

COUNCIL AUTHORIZATION:

March 8, 2005: Awarded contract to Hall-Albert Construction Company for the replacement of various wastewater lines in the amount of $977,857.50. (This award was only partially for the WW0002 project.)
March 28, 2006: Authorized the City Manager to proceed with emergency repair by GRA-TEX Utilities to the aerial wastewater main crossing Hurricane Creek at a cost of $55,000.
November 10, 2015: Awarded Bid No. 008-15, a construction contract to William J. Schultz, Inc. dba Circle C Construction, for the replacement of sanitary sewer mains in portions of the Westwood Village Addition and the Green Hills Park Addition and authorized the City Manager to enter into a contract including add alternate #1 if required. The estimated expenditure is $577,357 and will be paid from WW1501, WW1502, and WW0002.
March 10, 2020: Authorized the City Manager to negotiate and execute an Engineering Services Contract with Wier & Associates, Inc. for the design of the El Camino Real sanitary sewer rehabilitation project. The estimated expenditure is $55,000.

RELATIONSHIP TO OTHER PROJECTS AND/OR MASTER PLAN:

PROJECT DESCRIPTION:

This project is for funding of small wastewater main projects identified throughout the fiscal year. As larger projects are identified, they will be presented for funding as separate projects.

PROJECT SCHEDULE:

JUSTIFICATION:

Most of these lines are clay tile and are seriously deteriorated.

PROJECT TITLE: MISCELLANEOUS WASTEWATER REHABILITATION **PROJECT CODE:** WW0002

NET EFFECTS ON OPERATING AND MAINTENANCE COST (+ OR -) ANNUAL:			**TOTAL ESTIMATED CAPITAL COST:**	
Direct Operating Cost			Wastewater Mains	
Personnel:	Full Time		(Minimum balance $100,000)	
	Part Time	$0		
Total Salary		$0		
Purchase of Services				
Materials & Supplies				
Utilities				
		$0		
Subtotal:		$0	**Total Estimated Capital Cost**	
Maintenance Costs			**Funding Source:**	
			Transfer from:	
			W/WW Operating Fund	$240,000
			WW9903	$37,013
		$0	W/WW CIP Fund Balance	$604,073
Subtotal:		$0		
Annual expense		$42,586		
Total Estimated Annual Cost		$42,586	**Total Funding**	$881,086

CURRENT STATUS

PHASE/FUNDING SOURCE	**BUDGET**	**EXPENDED**	**OVER/UNDER BUDGET (- +)**	**% EXPENDED**
Engineering	$72,939	$66,217	$6,722	91%
Contingency	$30,580	$30,580	$0	100%
Wastewater Mains	$777,567	$665,127	$112,440	86%
TOTAL PROJECT	$881,086	$761,924	$119,162	86%

City of Euless
Capital Project Request

Department:	PUBLIC WORKS	**Date Prepared:**	March 03,2006
Submitted By:	RON YOUNG	**Date Completed:**	
Project Title:	TRINITY RIVER AUTHORITY WASTEWATER PAYMENT		
Project Type:	WASTEWATER	**Sub-Type:**	IMPACT FEE
Project Code:	WW0605	**Priority:**	**A**

COUNCIL AUTHORIZATION:

RELATIONSHIP TO OTHER PROJECTS AND/OR MASTER PLAN:

PROJECT DESCRIPTION:

Based on a review by Birkhoff, Hendricks, and Conway of the water and wastewater impact fees, it was determined that a substantial portion of the wastewater impact fee is attributed to Trinity River Authority ("TRA") capital projects. Therefore, these fees should be used to pay a portion of the annual TRA expense, as these funds are directly attributed to the expansion of TRA.

PROJECT SCHEDULE:

JUSTIFICATION:

The expansion at TRA provides additional capacity and it was determined through the wastewater impact fee study that these funds could be used to pay a portion of TRA wastewater payments.

PROJECT TITLE: TRINITY RIVER AUTHORITY WASTEWATER PAYMENT **PROJECT CODE:** WW0605

NET EFFECTS ON OPERATING AND MAINTENANCE COST (+ OR -) ANNUAL:			**TOTAL ESTIMATED CAPITAL COST:**	
Direct Operating Cost			TRA Wastewater Payments	$1,580,000
Personnel:	Full Time			
	Part Time	$0		
Total Salary		$0		
Purchase of Services		($100,000)		
Materials & Supplies				
Utilities				
Subtotal:		($100,000)	**Total Estimated Capital Cost**	$1,580,000
Maintenance Costs			**Funding Source:**	
			Transfer from:	
			WW Impact Fee Fund Balance	$1,480,000
		$0		
Subtotal:		$0	Additional Funding Needed:	
			Transfer from:	
			WW Impact Fee Fund Balance	$100,000
Total Estimated Annual Cost		($100,000)	**Total Funding**	$1,580,000

CURRENT STATUS

PHASE/FUNDING SOURCE	**BUDGET**	**EXPENDED**	**OVER/UNDER BUDGET (- +)**	**% EXPENDED**
Wastewater - TRA Service	$1,580,000	$1,380,000	$200,000	87%
TOTAL PROJECT	$1,580,000	$1,380,000	$200,000	87%

City of Euless
Capital Project Request

Department:	PUBLIC WORKS	**Date Prepared:**	March 16,2022
Submitted By:	HAL CRANOR	**Date Completed:**	
Project Title:	LINE REP – CEDAR HILL ESTATES SOUTH PHASE I		
Project Type:	WASTEWATER	**Sub-Type:**	MAIN REPLACEMENT
Project Code:	WW2301	**Priority:**	**A**

COUNCIL AUTHORIZATION:

November 22, 2022: Authorized the City Manager to negotiate and execute an engineering services contract with Plummer Associates, Inc. for the design of the FY2023 Sanitary Sewer Rehabilitation Project.

RELATIONSHIP TO OTHER PROJECTS AND/OR MASTER PLAN:

The wastewater mains included in this project are part of the City's Wastewater System Master Plan.

PROJECT DESCRIPTION:

The project consists of the replacement of the following wastewater mains:

1. Along Sunset Drive between Vine Street and South Main Street and
2. Along Henslee Drive between Whitener Road and Sunset Drive.

PROJECT SCHEDULE:

Began Design: December 2022
Anticipate Design Complete: August 2023
Anticipate Begin Construction: January 2024
Anticipate Construction Complete: September 2024

JUSTIFICATION:

Many wastewater mains throughout the City are 50+ years old. Most of these lines are clay tile and are susceptible to ground movement, pulled joints, root infiltration, and deterioration from hydrogen sulfide gas. Many are substandard in size and have inflow/infiltration problems. This project is part of the systematic replacement of wastewater mains using a worst-first approach to reduce maintenance costs and customer problems.

PROJECT TITLE: LINE REP – CEDAR HILL ESTATES SOUTH PHASE I **PROJECT CODE:** WW2301

NET EFFECTS ON OPERATING AND MAINTENANCE COST (+ OR -) ANNUAL:			**TOTAL ESTIMATED CAPITAL COST:**	
Direct Operating Cost			Engineering	$67,000
Personnel:	Full Time		Construction	$335,000
	Part Time	$0		
Total Salary		$0		
Purchase of Services				
Materials & Supplies				
Utilities				
		$0		
Subtotal:		$0	**Total Estimated Capital Cost**	$402,000
Maintenance Costs			**Funding Source:**	
			Transfer from:	
			W/WW Operating Fund	$67,000
			American Rescue Plan Act	$335,000
		$0		
Subtotal:		$0		
Total Estimated Annual Cost		$0	**Total Funding**	$402,000

CURRENT STATUS

PHASE/FUNDING SOURCE	**BUDGET**	**EXPENDED**	**OVER/UNDER BUDGET (- +)**	**% EXPENDED**
Engineering	$67,000	$17,710	$49,290	26%
Construction	$335,000	$0	$335,000	0%
TOTAL PROJECT	$402,000	$17,710	$384,290	4%

THE CITY OF
EULESS

Line Replacement - Cedar Hill Estates South Phase I

Wastewater Line Replacement
-Sunset Dr.
-Henslee Dr.

THE CITY OF EULESS

N

Legend
Wastewater

0 120 240 480 720 960 Feet

City of Euless
Capital Project Request

Department:	PUBLIC WORKS	**Date Prepared:**	March 16,2022
Submitted By:	HAL CRANOR	**Date Completed:**	
Project Title:	LINE REPLACEMENT – CEDAR HILL ESTATES SOUTH PH II		
Project Type:	WASTEWATER	**Sub-Type:**	MAIN REPLACEMENT
Project Code:	WW2302	**Priority:**	**A**

COUNCIL AUTHORIZATION:

November 22, 2022: Authorized the City Manager to negotiate and execute an engineering services contract with Plummer Associates, Inc. for the design of the FY2023 Sanitary Sewer Rehabilitation Project.

RELATIONSHIP TO OTHER PROJECTS AND/OR MASTER PLAN:

The wastewater mains included in this project are part of the City's Wastewater System Master Plan.

PROJECT DESCRIPTION:

The project consists of the replacement of the following wastewater mains:

1. Along South Main Street from Whitener Road to South Pipeline Road and
2. Along South Pipeline Road from west of Cannon Drive to South Main Street.

PROJECT SCHEDULE:

Began Design: December 2022
Anticipate Design Complete: August 2023
Anticipate Begin Construction: January 2024
Anticipate Construction Complete: September 2024

JUSTIFICATION:

Many wastewater mains throughout the City are 50+ years old. Most of these lines are clay tile and are susceptible to ground movement, pulled joints, root infiltration, and deterioration from hydrogen sulfide gas. Many are substandard in size and have inflow/infiltration problems. This project is part of the systematic replacement of wastewater mains using a worst-first approach to reduce maintenance costs and customer problems.

PROJECT TITLE: LINE REPLACEMENT – CEDAR HILL ESTATES SOUTH PH II **PROJECT CODE:** WW2302

NET EFFECTS ON OPERATING AND MAINTENANCE COST (+ OR -) ANNUAL:			**TOTAL ESTIMATED CAPITAL COST:**	
Direct Operating Cost			Engineering	$68,000
Personnel:	Full Time		Construction	$340,000
	Part Time	$0		
Total Salary		$0		
Purchase of Services				
Materials & Supplies				
Utilities				
		$0		
Subtotal:		$0	**Total Estimated Capital Cost**	$408,000
Maintenance Costs			**Funding Source:**	
			Transfer from:	
			W/WW Operating Fund	$68,000
			American Rescue Plan Act	$340,000
		$0		
Subtotal:		$0		
Total Estimated Annual Cost		$0	**Total Funding**	$408,000

CURRENT STATUS

PHASE/FUNDING SOURCE	**BUDGET**	**EXPENDED**	**OVER/UNDER BUDGET (- +)**	**% EXPENDED**
Engineering	$68,000	$17,710	$50,290	26%
Construction	$340,000	$0	$340,000	0%
TOTAL PROJECT	$408,000	$17,710	$390,290	4%

THE CITY OF
EULESS

Line Replacement - Cedar Hill Estates South Phase II

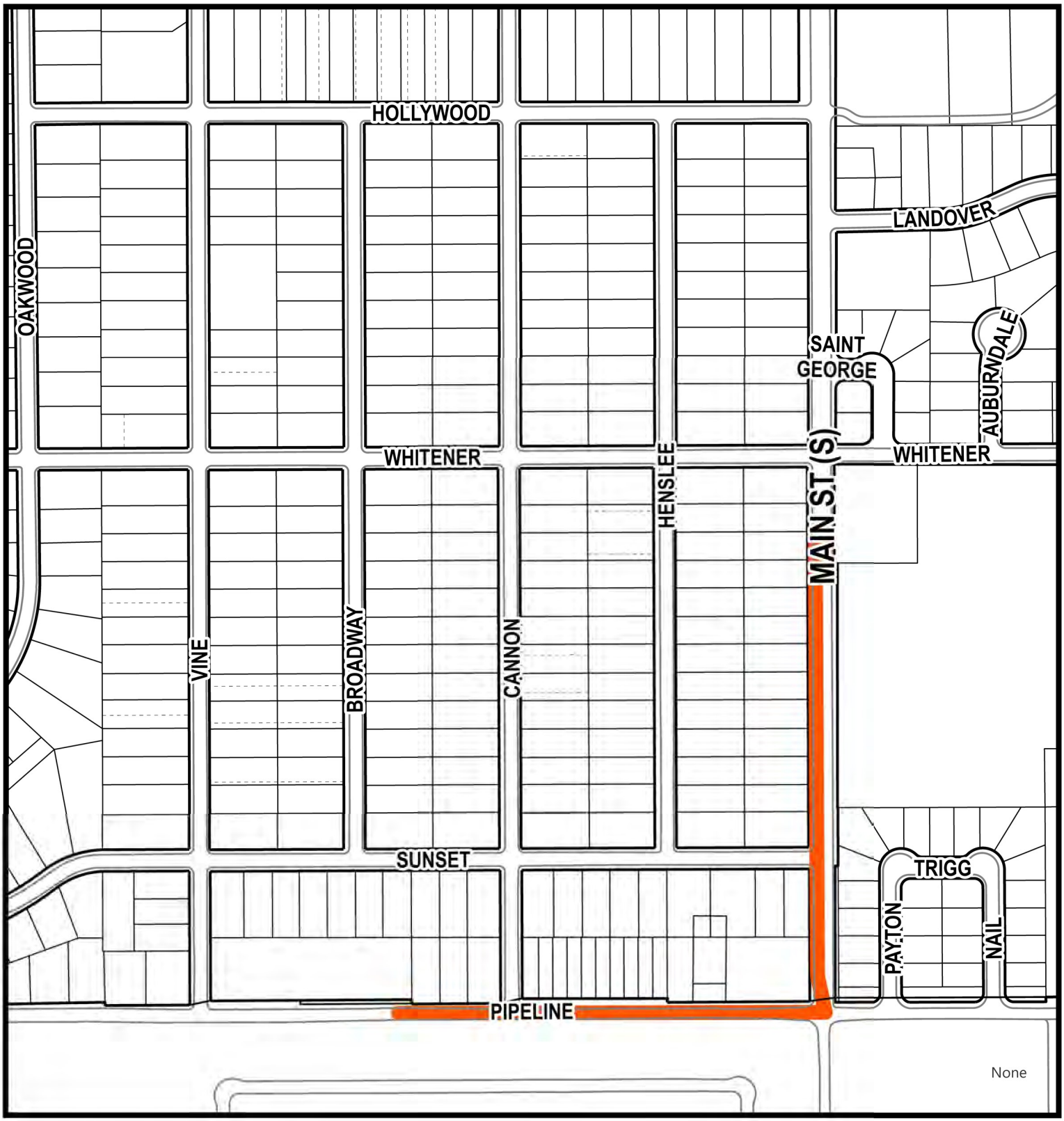

Wastewater Line Replacement
-S. Main St.
-S. Pipeline Rd.

THE CITY OF EULESS

N

0 120 240 480 720 960 Feet

Legend
Wastewater

City of Euless
Capital Project Request

Department:	PUBLIC WORKS	**Date Prepared:**	March 29,2022
Submitted By:	HAL CRANOR	**Date Completed:**	

Project Title: 48TH/49TH CDBG LINE REP – EULESS SQ/ARANSAS DR

Project Type: WASTEWATER **Sub-Type:** MAIN REPLACEMENT

Project Code: WW2303 **Priority:** A

COUNCIL AUTHORIZATION:

February 8, 2022: Conducted a Public Hearing for the proposed 48th year CDBG project and approved the recommendation.
March 28, 2023: Conducted a Public Hearing and amended the recommended project selection for the 49th year CDBG project.
March 28, 2023: Approved Resolution No. 23-1640, amended Resolution No. 23-1633, and awarded a construction contract to Excel 4 Construction in the amount of $371,200 with a contingency of $18,560.
March 28, 2023: Approved Resolution No. 23-1641, amended Resolution No. 23-1634, and awarded a construction contract to Excel 4 Construction in the amount of $277,900 with a contingency of $13,895.

RELATIONSHIP TO OTHER PROJECTS AND/OR MASTER PLAN:

The wastewater mains included in this project are part of the City's Wastewater System Master Plan.

PROJECT DESCRIPTION:

The project consists of the replacement of the following wastewater mains:

1. Euless Square at 1300 Raider Drive, and along the west side of Raider Drive from West Euless Boulevard to a point 450 feet north of West Euless Boulevard, and
2. 1104-1304 Aransas Drive.

(48th/49th year CDBG project)

PROJECT SCHEDULE:

Began Design: September 2022
Design Complete: December 2022
Began Construction: May 2023
Anticipate Construction Complete: September 2023

JUSTIFICATION:

Many wastewater mains throughout the City are 50+ years old. Most of these lines are clay tile and are susceptible to ground movement, pulled joints, root infiltration, and deterioration from hydrogen sulfide gas. Many are substandard in size and have inflow/infiltration problems. This project is part of the systematic replacement of wastewater mains using a worst-first approach to reduce maintenance costs and customer problems.

PROJECT TITLE: 48TH/49TH CDBG LINE REP – EULESS SQ/ARANSAS DR **PROJECT CODE:** WW2303

NET EFFECTS ON OPERATING AND MAINTENANCE COST (+ OR -) ANNUAL:			**TOTAL ESTIMATED CAPITAL COST:**	
Direct Operating Cost			Engineering	$88,342
Personnel:	Full Time		Construction	$649,100
	Part Time	$0	Contingency	$32,455
Total Salary		$0		
Purchase of Services				
Materials & Supplies				
Utilities				
		$0		
Subtotal:		$0	**Total Estimated Capital Cost**	$769,897
Maintenance Costs			**Funding Source:**	
			Transfer from:	
			W/WW CIP Fund Balance	$56,250
			48th CDBG Award	$483,750
		$0	49th CDBG Award	$286,147
Subtotal:		$0		
			Transfer to:	
			W/WW CIP Fund Balance	($56,250)
Total Estimated Annual Cost		$0	**Total Funding**	$769,897

CURRENT STATUS

PHASE/FUNDING SOURCE	**BUDGET**	**EXPENDED**	**OVER/UNDER BUDGET (- +)**	**% EXPENDED**
Engineering	$88,342	$0	$88,342	0%
Construction	$649,100	$0	$649,100	0%
Contingency	$32,455	$0	$32,455	0%
TOTAL PROJECT	$769,897	$0	$769,897	0%

THE CITY OF
EULESS

Line Replacement - Euless Square and Aransas Drive

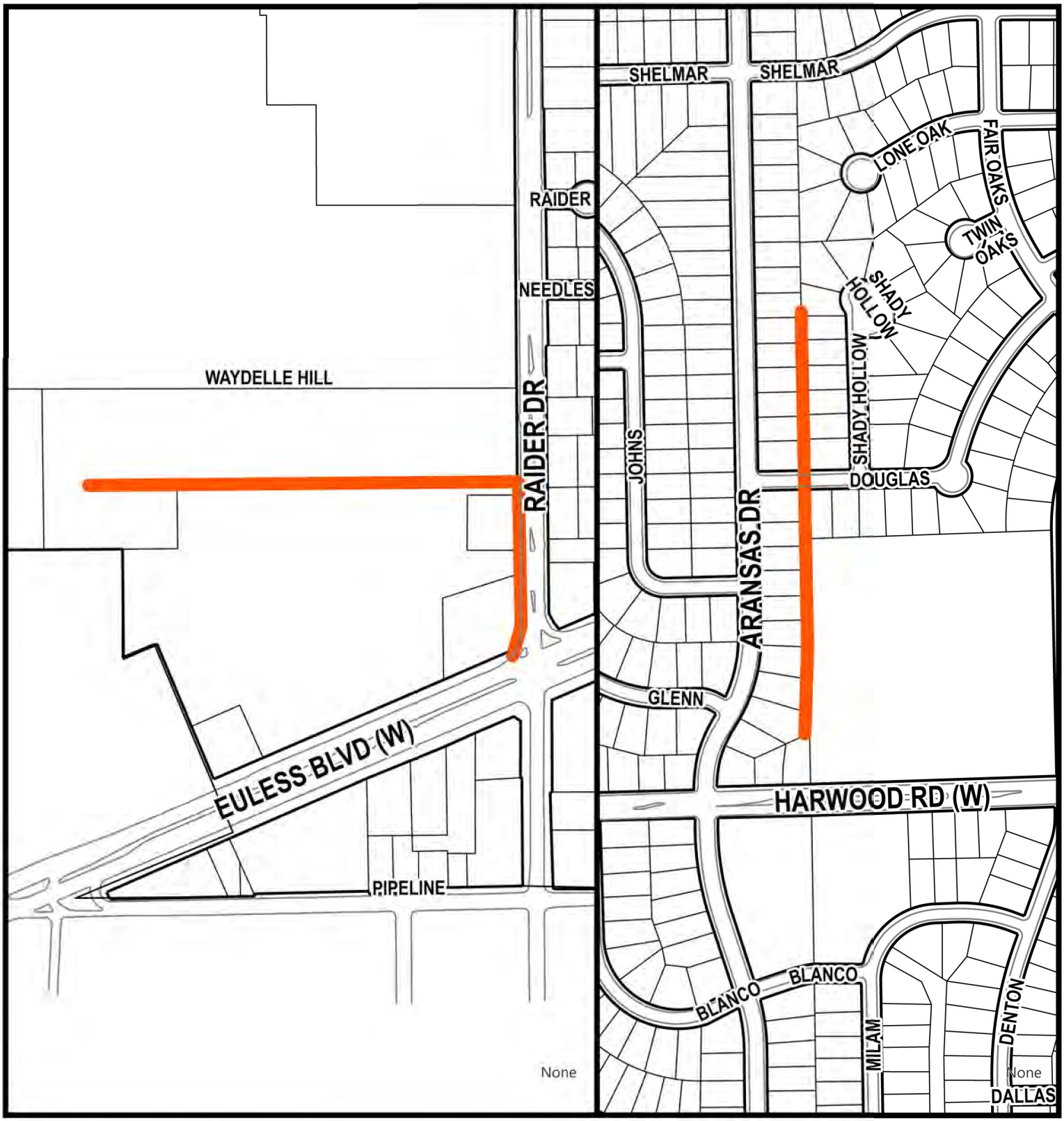

Wastewater Line Replacement
Project 1 -Euless Square
Project 2 -Aransas Dr.

THE CITY OF EULESS

N

0 137.5 275 550 825 1,100 Feet

Legend
Wastewater

City of Euless
Capital Project Request

Department:	PUBLIC WORKS	**Date Prepared:**	April 29,2022
Submitted By:	HAL CRANOR	**Date Completed:**	
Project Title:	LINE REPLACEMENT – TRAILWOOD ADDITION		
Project Type:	WASTEWATER	**Sub-Type:**	MAIN REPLACEMENT
Project Code:	WW2304	**Priority:**	**A**

COUNCIL AUTHORIZATION:

November 22, 2022: Authorized the City Manager to negotiate and execute an engineering services contract with Plummer Associates, Inc. for the design of the FY2023 Sanitary Sewer Rehabilitation Project.

RELATIONSHIP TO OTHER PROJECTS AND/OR MASTER PLAN:

The wastewater mains included in this project are part of the City's Wastewater System Master Plan.

PROJECT DESCRIPTION:

The project consists of the replacement of wastewater mains in the Trailwood Addition including those along Trailwood Drive, Cripple Creek Drive, Shenandoah Drive, Timberlane Terrace, Summit Ridge Drive, and Shadow Lane. See project map for additional details on specific line locations.

PROJECT SCHEDULE:

Began Design: December 2022
Anticipate Design Complete: August 2023
Anticipate Begin Construction: January 2024
Anticipate Construction Complete: September 2024

JUSTIFICATION:

Many wastewater mains throughout the City are 50+ years old. Most of these lines are clay tile and are susceptible to ground movement, pulled joints, root infiltration, and deterioration from hydrogen sulfide gas. Many are substandard in size and have inflow/infiltration problems. This project is part of the systematic replacement of wastewater mains using a worst-first approach to reduce maintenance costs and customer problems.

PROJECT TITLE: LINE REPLACEMENT – TRAILWOOD ADDITION **PROJECT CODE:** WW2304

NET EFFECTS ON OPERATING AND MAINTENANCE COST (+ OR -) ANNUAL:			**TOTAL ESTIMATED CAPITAL COST:**	
Direct Operating Cost			Engineering	$607,000
Personnel:	Full Time		Construction	$2,781,934
	Part Time	$0		
Total Salary		$0		
Purchase of Services				
Materials & Supplies				
Utilities				
		$0		
Subtotal:		$0	**Total Estimated Capital Cost**	$3,388,934
Maintenance Costs			**Funding Source:**	
			Transfer from:	
			W/WW Operating Fund	$607,000
			American Rescue Plan Act	$2,429,000
		$0		
Subtotal:		$0	Additional Funding Needed:	
			Transfer from:	
			American Rescue Plan Act	$352,934
Total Estimated Annual Cost		$0	**Total Funding**	$3,388,934

CURRENT STATUS

PHASE/FUNDING SOURCE	**BUDGET**	**EXPENDED**	**OVER/UNDER BUDGET (- +)**	**% EXPENDED**
Engineering	$607,000	$150,531	$456,469	25%
Construction	$2,781,934	$0	$2,781,934	0%
TOTAL PROJECT	$3,388,934	$150,531	$3,238,403	4%

THE CITY OF
EULESS

Line Replacement - Trailwood Addition

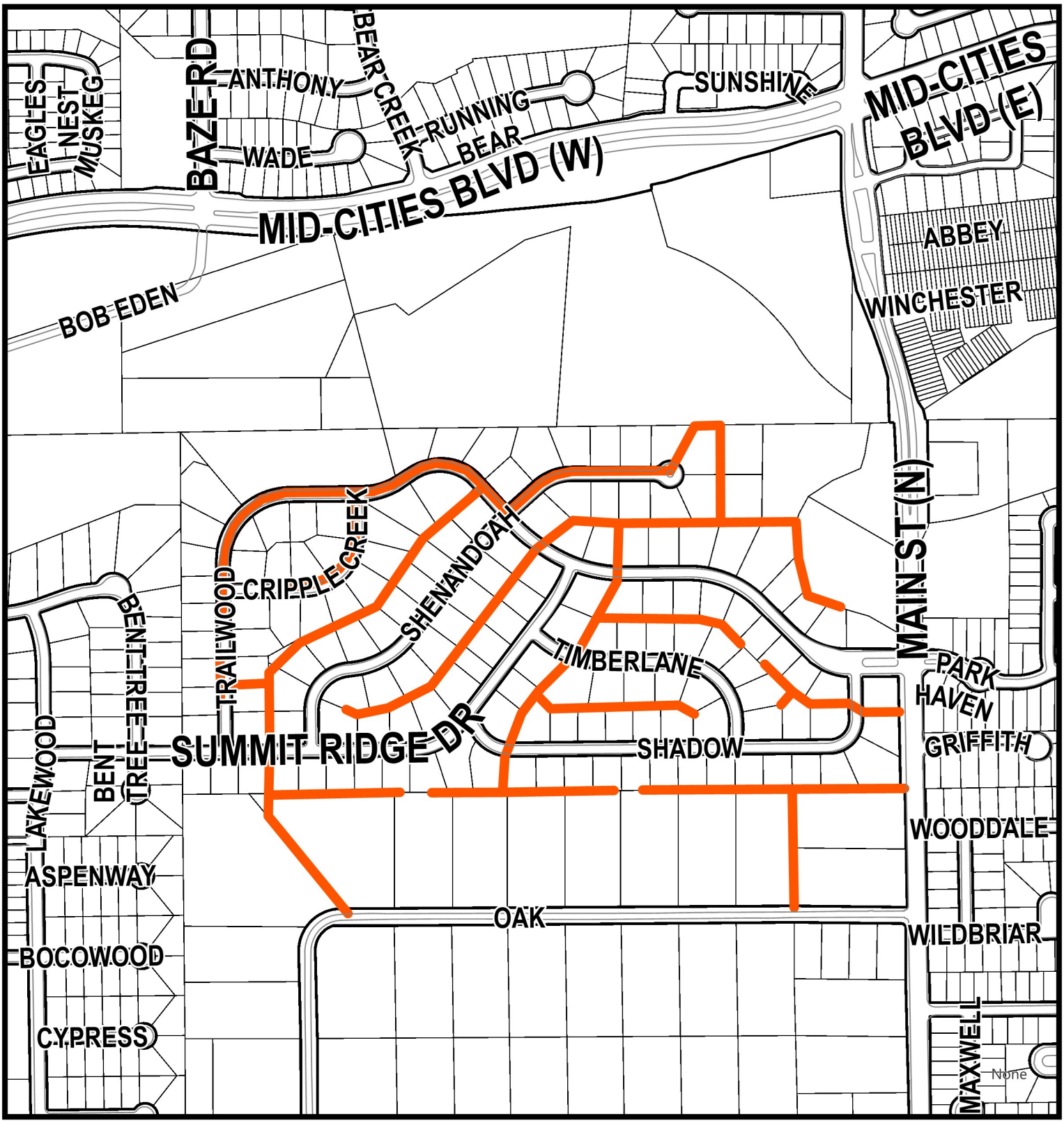

Wastewater Line Replacement
-Trailwood Subdivision

THE CITY OF EULESS

N

0 190 380 760 1,140 1,520
Feet

Legend
Wastewater

THE CITY OF
EULESS

CAPITAL IMPROVEMENTS PROGRAM
FUNDED PROJECTS SUMMARY

Project Number	Project Description	Budget as of 5/31/22	Appropriation/ Amendment	Budget as of 5/31/23	Expended as of 5/31/23	Remaining Funds	Revised Project Cost Estimates	Unfunded/ (Excess Funding)
WATER PROJECTS								
WT0001	Misc. Water Rehab **(min bal $150,000)**	$ 1,053,511	$ 75,000	$ 1,128,511	$ 964,439	$ 164,072	$ 1,128,511	$ -
WT0104	Well Repairs	$ 1,713,992	$ 50,000	$ 1,763,992	$ 1,685,000	$ 78,992	$ 1,763,992	$ -
WT0803	Meters/Transponders/Leak Detection **(annual transfer $158,000)**	$ 2,676,944	$ 158,000	$ 2,834,944	$ 1,414,903	$ 1,420,041	$ 2,992,944	$ 158,000
WT1403	Reclaimed Water Line Extension Debt Payment - Impact	$ 1,077,833	$ 120,769	$ 1,198,602	$ 1,158,345	$ 40,257	$ 1,316,652	$ 118,050
WT1603	Misc. Valve Replacement **(min bal $150,000)**	$ 515,000	$ -	$ 515,000	$ 234,491	$ 280,509	$ 515,000	$ -
WT1604	Reclaimed Water Line Extension Phase III	$ 5,650,205	$ 474,598	$ 6,124,803	$ 4,624,803	$ 1,500,000	$ 6,124,803	$ -
WT1802	Well Replacement – Fuller/Far North	$ 11,105,269	$ 4,841	$ 11,110,110	$ 11,062,655	$ 47,455	$ 11,110,110	$ -
WT2202	Line Replacement – Huntington Drive Phase I	$ 515,000	$ -	$ 515,000	$ 21,969	$ 493,031	$ 515,000	$ -
WT2301	Line Replacement – Midway Park 1st Addition	$ -	$ 574,000	$ 574,000	$ 11,806	$ 562,194	$ 574,000	$ -
WT2302	Line Replacement – Oakwood Terrace	$ -	$ 1,797,812	$ 1,797,812	$ 44,274	$ 1,753,538	$ 1,797,812	$ -
WT2303	Line Replacement – South Main Street	$ -	$ 2,102,104	$ 2,102,104	$ 53,129	$ 2,048,975	$ 2,102,104	$ -
FB9910	Fund Balance – Water Impact (Restricted)	$ -	$ -	$ -	$ -	$ -	$ -	$ (2,516,122)
FB9901	Fund Balance – Water & Wastewater CIP	$ -	$ -	$ -	$ -	$ -	$ -	$ (643,974)
	Total Water Projects	$ 24,307,754	$ 5,357,124	$ 29,664,878	$ 21,275,814	$ 8,389,064	$ 29,940,928	$ (2,884,046)

City of Euless
Capital Project Request

Department:	PUBLIC WORKS	**Date Prepared:**	April 10,2014
Submitted By:	HAL CRANOR	**Date Completed:**	
Project Title:	MISCELLANEOUS WATER REHABILITATION		
Project Type:	WATER	**Sub-Type:**	MAIN REPLACEMENT
Project Code:	WT0001	**Priority:**	**A**

COUNCIL AUTHORIZATION:

June 14, 2022: Ratified City Manager action to proceed with emergency repairs to a 24" water main adjacent to the northeast traffic signal pole at the intersection of East Harwood Road and Fuller Wiser Road. The estimated expenditure is $125,000.

RELATIONSHIP TO OTHER PROJECTS AND/OR MASTER PLAN:

PROJECT DESCRIPTION:

This project provides funding for small water main projects identified throughout the fiscal year. Large projects that are identified will be presented for funding under a new project name.

PROJECT SCHEDULE:

JUSTIFICATION:

Some of the City's older water mains have deteriorated and need replacement or repair.

PROJECT TITLE: MISCELLANEOUS WATER REHABILITATION **PROJECT CODE:** WT0001

NET EFFECTS ON OPERATING AND MAINTENANCE COST (+ OR -) ANNUAL:			**TOTAL ESTIMATED CAPITAL COST:**	
Direct Operating Cost			Water Mains	
Personnel:	Full Time		(Minimum balance $150,000)	
	Part Time	$0		
Total Salary		$0		
Purchase of Services				
Materials & Supplies				
Utilities				
		$0		
Subtotal:		$0	**Total Estimated Capital Cost**	
Maintenance Costs			**Funding Source:**	
			Transfers from:	
			W/WW CIP Fund Balance	$565,000
			W/WW Operating Fund	$710,000
		$0	Project Transfers	($146,489)
Subtotal:		$0		
Annual expense		$127,285		
Total Estimated Annual Cost		$127,285	**Total Funding**	$1,128,511

CURRENT STATUS

PHASE/FUNDING SOURCE	**BUDGET**	**EXPENDED**	**OVER/UNDER BUDGET (- +)**	**% EXPENDED**
Contingency	$49,231	$45,234	$3,998	92%
Water Mains	$1,079,280	$919,205	$160,075	85%
TOTAL PROJECT	$1,128,511	$964,439	$164,072	85%

City of Euless
Capital Project Request

Department:	PUBLIC WORKS	**Date Prepared:**	March 27,2014
Submitted By:	HAL CRANOR	**Date Completed:**	
Project Title:	WELL REPAIRS		
Project Type:	WATER	**Sub-Type:**	WELL REPAIR
Project Code:	WT0104	**Priority:**	**A**

COUNCIL AUTHORIZATION:

April 22, 2003: Awarded bid 018-03 for Far North Well pump repair to Layne-Texas for $32,790.
February 14, 2006: Awarded bid 011-06 to Millican Well Service, LLC for rehabilitation and installation of the new Centrilift submersible motor and pump for the Far North Well in the amount of $250,035.
January 25, 2011: Authorized Millican Well Service, LLC to repair Fuller Well in an amount not to exceed $117,000, budget increase and additional funding of $117,000 required.
July 20, 2011: Transferred $95,000 from FB9901 to WT0104 for emergency well repairs.
August 9, 2011: Ratified City Manager action to proceed with emergency repairs to the Far North Well site, by Millican Well Service, LLC in an amount not to exceed $95,000.
June 26, 2012: Ratified City Manager action to proceed with emergency repairs to the well located at 1400 North Main Street, by Millican Well Service, LLC for an estimated amount of $64,950.
May 14, 2013: Authorized well repairs to the well located at 118 W. Fuller Drive (Fuller Well Site) by Millican Well Service, LLC for an estimated amount of $120,000.
August 13, 2013: Ratified the City Manager action to proceed with emergency repairs to the City owned and operated water well located at 1400 North Main Street, by Millican Well Service, LLC. The estimated expenditure is $75,178.02.
October 27, 2015: Ratified City Manager action to proceed with emergency repairs to the well located at 2591 North Main Street, by Millican Well Service, LLC. The estimated expenditure is $54,128.23.
August 16, 2016: Authorized well repairs to the City owned and operated water wells located at 118 W. Fuller Drive (Fuller Well Site) and 2404 N. Main St. (Far North Well Site) by Millican Well Service, LLC, for an estimated amount of $170,426.

RELATIONSHIP TO OTHER PROJECTS AND/OR MASTER PLAN:

PROJECT DESCRIPTION:

The funding is being utilized to repair well pumps and for other unexpected well repairs.

PROJECT SCHEDULE:

JUSTIFICATION:

Maintaining the City's wells results in the ability to produce water at a substantial reduction in cost.

PROJECT TITLE: WELL REPAIRS **PROJECT CODE:** WT0104

NET EFFECTS ON OPERATING AND MAINTENANCE COST (+ OR -) ANNUAL:			**TOTAL ESTIMATED CAPITAL COST:**	
Direct Operating Cost			Well Rehabilitation	
Personnel:	Full Time			
	Part Time	$0		
Total Salary		$0		
Purchase of Services				
Materials & Supplies				
Utilities				
		$0		
Subtotal:		$0	**Total Estimated Capital Cost**	
Maintenance Costs			**Funding Source:**	
			Transfer from:	
			WT0001 - Misc Water Rehab	$145,720
			W/WW CIP Fund Balance	$968,272
		$0	W/WW Operating Fund	$650,000
Subtotal:		$0		
Annual expense		$20,160		
Total Estimated Annual Cost		$20,160	**Total Funding**	$1,763,992

CURRENT STATUS

PHASE/FUNDING SOURCE	**BUDGET**	**EXPENDED**	**OVER/UNDER BUDGET (- +)**	**% EXPENDED**
Well Rehabilitation	$1,763,992	$1,685,000	$78,992	96%
TOTAL PROJECT	$1,763,992	$1,685,000	$78,992	96%

City of Euless
Capital Project Request

Department:	PUBLIC WORKS	**Date Prepared:**	April 10,2014
Submitted By:	HAL CRANOR	**Date Completed:**	

Project Title: METERS/TRANSPONDERS/LEAK DETECTION

Project Type: WATER **Sub-Type:** METERS/TRANSPONDERS

Project Code: WT0803 **Priority:** A

COUNCIL AUTHORIZATION:

November 13, 2007: Awarded the annual contract for the purchase of water meters and transponders, and authorized the City Manager to enter into an agreement with Atlas Utility Supply Company in the amount of $383,875. Amount for project not to exceed $331,875.
November 11, 2008: Awarded the annual contract for the purchase of water meters and transponders, and authorized the City Manager to enter into an agreement with Atlas Utility Supply Company in the amount of $356,875. Amount for project not to exceed $331,875.
February 14, 2012: Awarded the annual contract for the purchase of water meters and transponders, and authorized the City Manager to enter into an agreement with Atlas Utility Company in the amount of $200,000.
January 14, 2014: Authorized the City Manager to execute an Engineering Services Contract with Alan Plummer and Associates, Inc. for services in assisting the City with the Texas Water Development Board State Revolving Fund loan applications and the United States Bureau of Reclamation WaterSMART grant application. The estimated amount is $78,000 and a portion of this amount is also authorized for project WT1201-Reclaimed Water Line Extension.
February 10, 2015: Awarded the annual contract for the purchase of water meters and transponders, and authorized the City Manager to enter into an agreement with Atlas Utility Supply Company.

RELATIONSHIP TO OTHER PROJECTS AND/OR MASTER PLAN:

PROJECT DESCRIPTION:

This project provides funding for the systematic replacement of meters, transponders, and leak detection on an as needed basis as well as the accumulation of funds for future system-wide replacements.

PROJECT SCHEDULE:

On-going

JUSTIFICATION:

This project provides funding for the systematic replacement of meters and transponders on a regular schedule at or near end of asset life.

PROJECT TITLE: METERS/TRANSPONDERS/LEAK DETECTION **PROJECT CODE:** WT0803

NET EFFECTS ON OPERATING AND MAINTENANCE COST (+ OR -) ANNUAL:			**TOTAL ESTIMATED CAPITAL COST:**	
Direct Operating Cost			(Annual Funding $158,000)	
Personnel:	Full Time		Meters/Transponders	
	Part Time	$0	FY2008 through FY2023	$2,672,787
Total Salary		$0	Meters/Transponders FY2024	$158,000
Purchase of Services			Debt Issuance Cost	$162,157
Materials & Supplies				
Utilities				
		$0		
Subtotal:		$0	**Total Estimated Capital Cost**	$2,992,944
Maintenance Costs			**Funding Source:**	
			Transfer from:	
			W/WW CIP Fund Balance	$247,750
			W/WW Operating Fund	$2,528,000
		$0	Proceeds from Sale of Meters	$59,194
Subtotal:		$0	Additional Funding Needed:	
			Transfer from:	
			W/WW Operating Fund	$158,000
Total Estimated Annual Cost		$0	**Total Funding**	$2,992,944

CURRENT STATUS

PHASE/FUNDING SOURCE	**BUDGET**	**EXPENDED**	**OVER/UNDER BUDGET (- +)**	**% EXPENDED**
Meters/Transponders	$2,830,787	$1,363,303	$1,467,484	48%
Debt Issuance Cost	$162,157	$51,600	$110,557	32%
TOTAL PROJECT	$2,992,944	$1,414,903	$1,578,041	47%

City of Euless
Capital Project Request

Department:	PUBLIC WORKS	**Date Prepared:**	May 31,2013
Submitted By:	CHRIS BARKER	**Date Completed:**	
Project Title:	RECLAIMED WATER LINE EXTENSION DEBT PAYMENT		
Project Type:	WATER	**Sub-Type:**	IMPACT FEE
Project Code:	WT1403	**Priority:**	**A**

COUNCIL AUTHORIZATION:

RELATIONSHIP TO OTHER PROJECTS AND/OR MASTER PLAN:

The reclaimed water system extension was included in the impact fee study.

PROJECT DESCRIPTION:

This project includes the transfer of funds from the water impact fee to pay debt service (W/S System Revenue Bonds, Series 2013) related to the extension of the reclaimed water system.

PROJECT SCHEDULE:

Last debt payment is scheduled for July 15, 2033.

JUSTIFICATION:

The project provides a non-potable water source for irrigation which will offset future potable water purchases by the City and will serve to responsibly conserve potable water resources for the City and the region.

PROJECT TITLE: RECLAIMED WATER LINE EXTENSION DEBT PAYMENT **PROJECT CODE:** WT1403

NET EFFECTS ON OPERATING AND MAINTENANCE COST (+ OR -) ANNUAL:			**TOTAL ESTIMATED CAPITAL COST:**	
Direct Operating Cost			Debt Service FY2014-FY2023	$1,198,602
Personnel:	Full Time		Debt Service FY2024	$118,050
	Part Time	$0		
Total Salary		$0		
Purchase of Services				
Materials & Supplies				
Utilities				
Annual debt payment - water impact fee		$120,000		
		$0		
Subtotal:		$120,000	**Total Estimated Capital Cost**	$1,316,652
Maintenance Costs			**Funding Source:**	
			Transfer from:	
			WT Impact Fee Fund Balance	$1,198,602
		$0		
Subtotal:		$0	Additional Funding Needed:	
			Transfer from:	
			WT Impact Fee Fund Balance	$118,050
Total Estimated Annual Cost		$120,000	**Total Funding**	$1,316,652

CURRENT STATUS

PHASE/FUNDING SOURCE	**BUDGET**	**EXPENDED**	**OVER/UNDER BUDGET (- +)**	**% EXPENDED**
Transfer to Debt Service	$1,316,652	$1,158,345	$158,307	88%
TOTAL PROJECT	$1,316,652	$1,158,345	$158,307	88%

City of Euless
Capital Project Request

Department:	PUBLIC WORKS	**Date Prepared:**	March 11,2015
Submitted By:	HAL CRANOR	**Date Completed:**	
Project Title:	MISCELLANEOUS VALVE REPLACEMENT		
Project Type:	WATER	**Sub-Type:**	VALVE REPLACEMENT
Project Code:	WT1603	**Priority:**	**A**

COUNCIL AUTHORIZATION:

November 22, 2016: Authorized the City Manager to execute a contract for the replacement of a 24-inch water valve, located near the intersection of SH 183 and Sheppard Drive, with Atkins Brothers Equipment Company, Inc. The estimated expenditure is $53,780.

RELATIONSHIP TO OTHER PROJECTS AND/OR MASTER PLAN:

PROJECT DESCRIPTION:

This project will allow for the systematic replacement of valves on an as needed basis.

PROJECT SCHEDULE:

On-going

JUSTIFICATION:

Old and deteriorated water valves prevent water lines from being isolated in the event of a line break. The inability to isolate the smallest segment possible during a line break increases the labor required to isolate the line, as well as the number of residents and fire hydrants that would be affected by a line break. Systematic annual replacement of old deteriorated water valves will increase efficiency, reduce maintenance costs, and ensure maximum fire protection and water service availability.

PROJECT TITLE: MISCELLANEOUS VALVE REPLACEMENT **PROJECT CODE:** WT1603

NET EFFECTS ON OPERATING AND MAINTENANCE COST (+ OR -) ANNUAL:			**TOTAL ESTIMATED CAPITAL COST:**	
Direct Operating Cost			Water Valves	
Personnel:	Full Time		(Minimum balance $150,000)	
	Part Time	$0		
Total Salary		$0		
Purchase of Services				
Materials & Supplies				
Utilities				
		$0		
Subtotal:		$0	**Total Estimated Capital Cost**	
Maintenance Costs			**Funding Source:**	
			Transfer from:	
			W/WW Operating Fund	$285,000
			W/WW CIP Fund Balance	$230,000
		$0		
Subtotal:		$0		
Annual expense		$0		
Total Estimated Annual Cost		$0	**Total Funding**	$515,000

CURRENT STATUS

PHASE/FUNDING SOURCE	**BUDGET**	**EXPENDED**	**OVER/UNDER BUDGET (- +)**	**% EXPENDED**
Engineering	$10,000	$1,305	$8,695	13%
Contingency	$10,000	$0	$10,000	0%
Construction	$495,000	$233,186	$261,814	47%
TOTAL PROJECT	$515,000	$234,491	$280,509	46%

City of Euless
Capital Project Request

Department:	PUBLIC WORKS	**Date Prepared:**	June 15, 2015
Submitted By:	CHRIS BARKER	**Date Completed:**	

Project Title:	RECLAIMED WATER LINE EXT. PHASE III		
Project Type:	WATER	**Sub-Type:**	RECLAIMED WATER SYSTEM
Project CODE:	WT1604	**Priority:**	**A**

COUNCIL AUTHORIZATION:

March 14, 2017: Authorized the City Manager to negotiate and execute an Engineering Services Contract with Alan Plummer Associates, Inc. for design of the reclaimed water system extension project. Funding is to be provided using remaining unused funds from the Reclaimed Water Line Extension Phase II Project (WT1212) provided through the Texas Water Development Board's Clean Water State Revolving Fund Program.
August 29, 2017: Approved Resolution No. 17-1513, requesting financial assistance by authorizing an application to be filed with the Texas Water Development Board.
January 9, 2018: Approved Resolution No. 18-1523, requesting financial assistance by authorizing an application to be filed with the Texas Water Development Board (TWDB). The TWDB has requested the City issue a new Resolution authorizing an application to be filed with the TWDB seeking financial assistance in an amount not to exceed $3,260,000 which includes the cost of construction and the TWDB issuance costs.
March 13, 2018: Approved the first and final reading of Ordinance No. 2185, authorizing the issuance of City of Euless, Texas, Waterworks and Sewer System Revenue Bonds, Series 2018.
March 13, 2018: Approved Resolution No. 18-1528, approving and authorizing the execution of a principle forgiveness agreement with the Texas Water Development Board and an escrow agreement related thereto associated with the City of Euless, Texas, Waterworks and Sewer System Revenue Bonds, Series 2018.
December 11, 2018: Awarded Bid No. 008-18, for the construction of the Reclaimed Water Line Extension, Phase III to Joe Funk Construction in the amount of $3,914,798.50.
February 28, 2023: Approved a Chapter 380 Agreement by and between MM Euless 66 LLC, the City of Euless, and the Euless Development Corporation (EDC) in connection with the Watercolor Planned Development.

RELATIONSHIP TO OTHER PROJECTS AND/OR MASTER PLAN:

The reclaimed water line extension is a continuation of the City's Reclaimed Water Utility System. The feasibility study completed in FY2012 initially contemplated six phases; however, due to remaining funds from Phase II and estimated construction costs the project has been reduced to three phases with this being the final phase.

PROJECT DESCRIPTION:

The project will extend the City's Reclaimed Water Utility System from a point along Bear Creek Parkway north of Little Bear Creek to a point just south of Glade Road. This portion of the project will supply approximately 17 MG annually to 11 additional properties. The project scope also includes additional expansion of holding capacity and connectivity of the reclaimed system.

PROJECT SCHEDULE:

Began Design: May 2017
Design Complete: August 2018
Began Construction: March 2019
Construction Complete (Bear Creek Parkway etc.): December 2020
Anticipate Begin Design for Additional Expansion & Connectivity: FY2023
Anticipate Begin Construction for Additional Expansion & Connectivity: FY2024

JUSTIFICATION:

Construction of the project will provide a non-potable water source for irrigation which will offset future potable water purchases by the City and will serve to responsibly conserve potable water resources for the City and the region.

PROJECT TITLE: RECLAIMED WATER LINE EXT. PHASE III **PROJECT CODE:** WT1604

NET EFFECTS ON OPERATING AND MAINTENANCE COST (+ OR -) ANNUAL:			**TOTAL ESTIMATED CAPITAL COST:**	
			Engineering	$662,232
Direct Operating Cost			Construction	$5,414,672
Personnel:	Full Time		Loan Origination Fee	$47,899
	Part Time			
Total Salary		$0		
Purchase of Services				
Materials & Supplies				
Utilities				
2018 Rev Bond Avg. Debt Service		$160,000		
Subtotal:		$160,000	**Total Estimated Capital Cost**	$6,124,803
			FUNDING SOURCE:	
Maintenance Costs				
			Transfer from WT1212:	
			2015B Revenue Bond Issue	$1,192,103
			W/WW CIP Fund Balance	$75,093
			2018 Revenue Bond Issue	$2,785,000
			Loan Forgiveness	$473,300
		$0	Interest Earnings	$124,709
Subtotal:		$0	W/WW Operating Fund	$1,000,000
			Rate Stabilization	$500,000
			Transfer to:	
			W/WW CIP Fund Balance	($25,402)
Total Estimated Annual Cost		$160,000	**Total Funding**	$6,124,803

CURRENT STATUS

PHASE/FUNDING SOURCE	**BUDGET**	**EXPENDED**	**OVER/UNDER BUDGET (- +)**	**% EXPENDED**
Engineering	$662,232	$662,232	($0)	100%
Construction	$5,414,672	$3,914,672	$1,500,000	72%
Loan Origination Fee	$47,899	$47,899	$0	100%
TOTAL PROJECT	$6,124,803	$4,624,803	$1,500,000	76%

THE CITY OF
EULESS

RECLAIMED WATER LINE
EXTENSION PHASE III

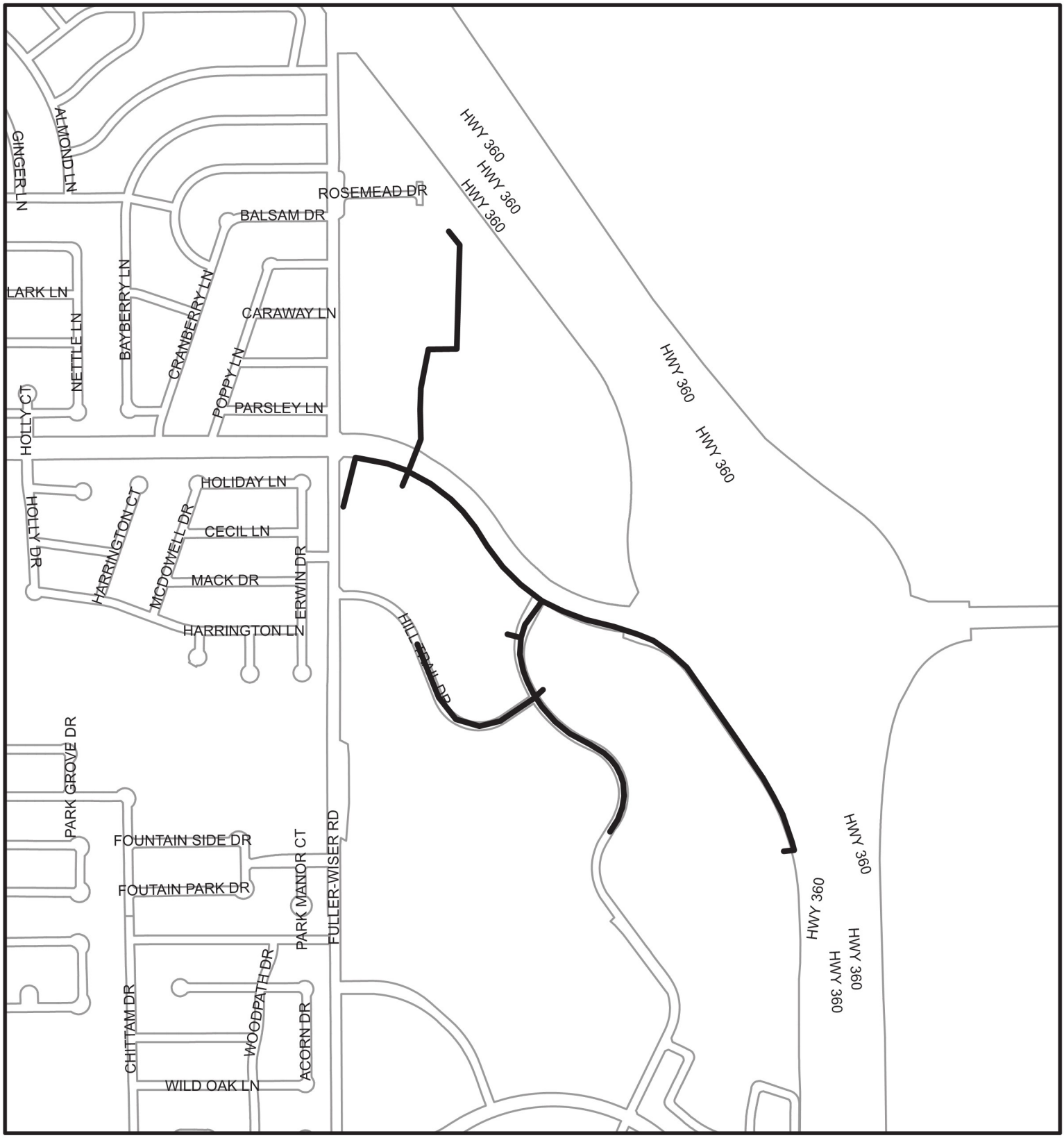

N

0 437.5 875 1,750 Feet

THE CITY OF EULESS

Legend

Reclaimed WL Extension

No.

City of Euless
Capital Project Request

Department:	PUBLIC WORKS	**Date Prepared:**	April 5, 2017
Submitted By:	HAL CRANOR	**Date Completed:**	

Project Title: WELL REPLACEMENT – FULLER/FAR NORTH

Project Type: WATER **Sub-Type:** WELL

Project CODE: WT1802 **Priority:** **A**

COUNCIL AUTHORIZATION:

November 28, 2017: Authorized the City Manager to negotiate and execute an Engineering Design Contract with Alan Plummer Associates, Inc. for the design of two water wells to replace the existing Fuller Well and Far North Well. The scope of work for this portion of the project includes the design of the above ground well facilities including booster pumps, electrical, and facilities required to operate the new wells.

November 28, 2017: Authorized the City Manager to execute an Engineering Design Contract with RW Harden and Associates, Inc. for the design of two water wells to replace the existing Fuller Well and Far North Well. The scope of work for this portion of the project includes all below ground and associated work at the well facilities, the casing, screen, well head, and pump equipment.

September 25, 2018: Approved Resolution 18-1537, requesting financial assistance by authorizing an application to be filed with the Texas Water Development Board for a Drinking Water State Revolving Fund Loan.

March 26, 2019: Approved the first and final reading of Ordinance No. 2216, authorizing the issuance of City of Euless, Texas, Waterworks and Sewer System Revenue Bonds, Series 2019.

June 25, 2019: Authorized award of Bid No. 003-19, for a construction contract to Weisinger Incorporated for well construction and plugging of the Far North and Fuller Wells in the amount of $6,426,500, less Change Order No. 1, a deduction of $577,400, for a total net amount of $5,849,100.

April 14, 2020: Approved award of Bid No. 002-20 for a construction contract to Felix Construction Company for the construction of the Fuller and Far North Well project in the amount of $2,631,000.

May 12, 2020: Authorized the City Manager to negotiate and execute an Engineering Construction Management Agreement with Alan Plummer Associates. The estimated expenditure is $121,875 for basic services and a budget allowance of up to $40,000 for additional services.

August 3, 2020: Authorized the City Manager to purchase and contract for the installation of two water well pumps, motors, and associated appurtenances at the Far North and Fuller Wells, in the amount of $542,060, through Weisinger, Incorporated.

August 11, 2020: Authorized the City Manager to execute a professional services agreement with Signature Automation, LLC for Engineering Services at the Far North and Fuller Well sites. The scope of services include: Program Logic Control (PLC) and Human Machine Interface (HMI) programming, submittal review for proposed equipment, SCADA System testing, operations manuals and training. The estimated expenditure is $73,540.

October 12, 2021: Authorized a change order to the construction contract with Felix Construction Company for the above ground infrastructure and appurtenances portion of the Fuller and Far North Well project in the amount of $214,074.62. The change order provides for additional work including electrical modifications, piping, painting, concrete flat work, and fencing.

August 9, 2022: Ratified City Manager action to proceed with emergency repairs to the City's water wells at Fuller and Far North Well lots. In order to maintain the existing warranty of the new wells, Weisinger Incorporated will perform the work at an estimated expenditure of $417,810.

RELATIONSHIP TO OTHER PROJECTS AND/OR MASTER PLAN:

RW Harden & Associates completed a Preliminary Well Design Study in FY2017 in preparation for the replacement of the Fuller Well, Far North Well, and the eventual replacement of the 1400 North Main Well.

PROJECT DESCRIPTION:

The project consists of the engineering design and complete replacement of the Fuller and Far North Wells with new 1,800 foot deep wells.

PROJECT SCHEDULE:

Began Design: January 2018
Design Complete: May 2019
Began Construction: July 2019
Construction Complete: May 2023

JUSTIFICATION:

RW Harden & Associates completed a Preliminary Well Design Study in FY2017 in preparation for the replacement of the Fuller Well, Far North Well, and the eventual replacement of the 1400 North Main Well. The Fuller and Far North Well are in need of immediate replacement. New wells will enable the City to provide high quality water to citizens while reducing maintenance and operational costs.

PROJECT TITLE: WELL REPLACEMENT – FULLER/FAR NORTH **PROJECT CODE:** WT1802

NET EFFECTS ON OPERATING AND MAINTENANCE COST (+ OR -) ANNUAL:			**TOTAL ESTIMATED CAPITAL COST:**	
			Engineering	$886,480
Direct Operating Cost			Construction	$9,841,955
Personnel:	Full Time		Loan Origination Fee	$198,800
	Part Time	$0	Construction Administration	$182,875
Total Salary		$0		
Purchase of Services				
Materials & Supplies				
Utilities				
Average Debt Service		$381,000		
Subtotal:		$381,000	**Total Estimated Capital Cost**	$11,110,110
			FUNDING SOURCE:	
Maintenance Costs				
			Transfer from:	
			W/WW Operating Fund	$723,000
			W/WW CIP Fund Balance	$60,480
			Rate Stabilization	$900,000
			2019 Revenue Bond Issue	$9,275,000
		$0	Interest Earnings	$154,049
Subtotal:		$0	Insurance Proceeds	$50,658
			Transfer to:	
			WT2201-1 Mil Well Rep. Design	($53,077)
Total Estimated Annual Cost		$381,000	**Total Funding**	$11,110,110

CURRENT STATUS

PHASE/FUNDING SOURCE	**BUDGET**	**EXPENDED**	**OVER/UNDER BUDGET (- +)**	**% EXPENDED**
Engineering	$886,480	$883,591	$2,889	100%
Construction	$9,841,955	$9,801,625	$40,330	100%
Loan Origination Fee	$198,800	$195,215	$3,585	98%
Construction Administration	$182,875	$182,224	$651	100%
TOTAL PROJECT	$11,110,110	$11,062,655	$47,455	100%

THE CITY OF
EULESS

WELL REPLACEMENT - FULLER & FAR NORTH

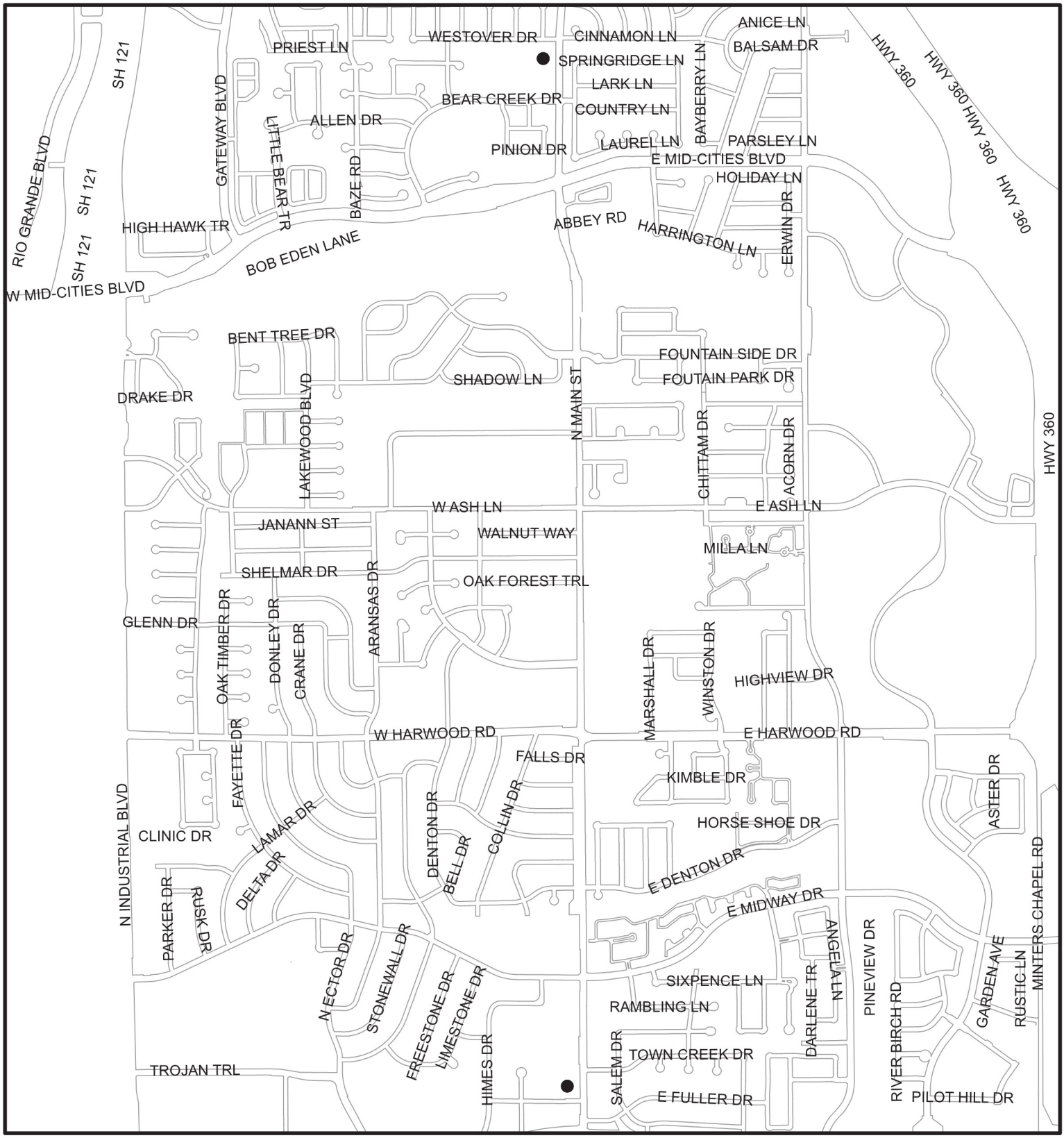

N

0 875 1,750 3,500 Feet

THE CITY OF EULESS

Legend

Well Replacement

City of Euless
Capital Project Request

Department:	PUBLIC WORKS	**Date Prepared:**	March 25,2020
Submitted By:	HAL CRANOR	**Date Completed:**	
Project Title:	LINE REPLACEMENT – HUNTINGTON DRIVE PHASE I		
Project Type:	WATER	**Sub-Type:**	MAIN REPLACEMENT
Project Code:	WT2202	**Priority:**	**A**

COUNCIL AUTHORIZATION:

RELATIONSHIP TO OTHER PROJECTS AND/OR MASTER PLAN:

The water mains included in this project are part of the City's Water System Master Plan.

PROJECT DESCRIPTION:

The project consists of the replacement of an existing 6 inch asbestos concrete water line located along East Alexander Lane from Dickey Drive to Huntington Drive and Huntington Drive between East Alexander Lane and East Huitt Lane. Additionally, replacement of lateral tie-ins located on Martin Lane and Slaughter Lane will be included as well.

PROJECT SCHEDULE:

Began Design: January 2022
Design Complete: April 2023
Anticipate Begin Construction: July 2023
Anticipate Construction Complete: October 2023

JUSTIFICATION:

The line has had nine leaks repaired since 2007 and was installed in 1961.

PROJECT TITLE: LINE REPLACEMENT – HUNTINGTON DRIVE PHASE I **PROJECT CODE:** WT2202

NET EFFECTS ON OPERATING AND MAINTENANCE COST (+ OR -) ANNUAL:			**TOTAL ESTIMATED CAPITAL COST:**	
Direct Operating Cost			Engineering Phase I & II	$67,000
Personnel:	Full Time		Construction	$448,000
	Part Time	$0		
Total Salary		$0		
Purchase of Services				
Materials & Supplies				
Utilities				
		$0		
Subtotal:		$0	**Total Estimated Capital Cost**	$515,000
Maintenance Costs			**Funding Source:**	
			Transfer from:	
			W/WW Operating Fund	$515,000
		$0		
Subtotal:		$0		
Total Estimated Annual Cost		$0	**Total Funding**	$515,000

CURRENT STATUS

PHASE/FUNDING SOURCE	**BUDGET**	**EXPENDED**	**OVER/UNDER BUDGET (- +)**	**% EXPENDED**
Engineering	$67,000	$21,969	$45,031	33%
Construction	$448,000	$0	$448,000	0%
TOTAL PROJECT	$515,000	$21,969	$493,031	4%

THE CITY OF
EULESS

LINE REPLACEMENT – HUNTINGTON DRIVE PHASE I

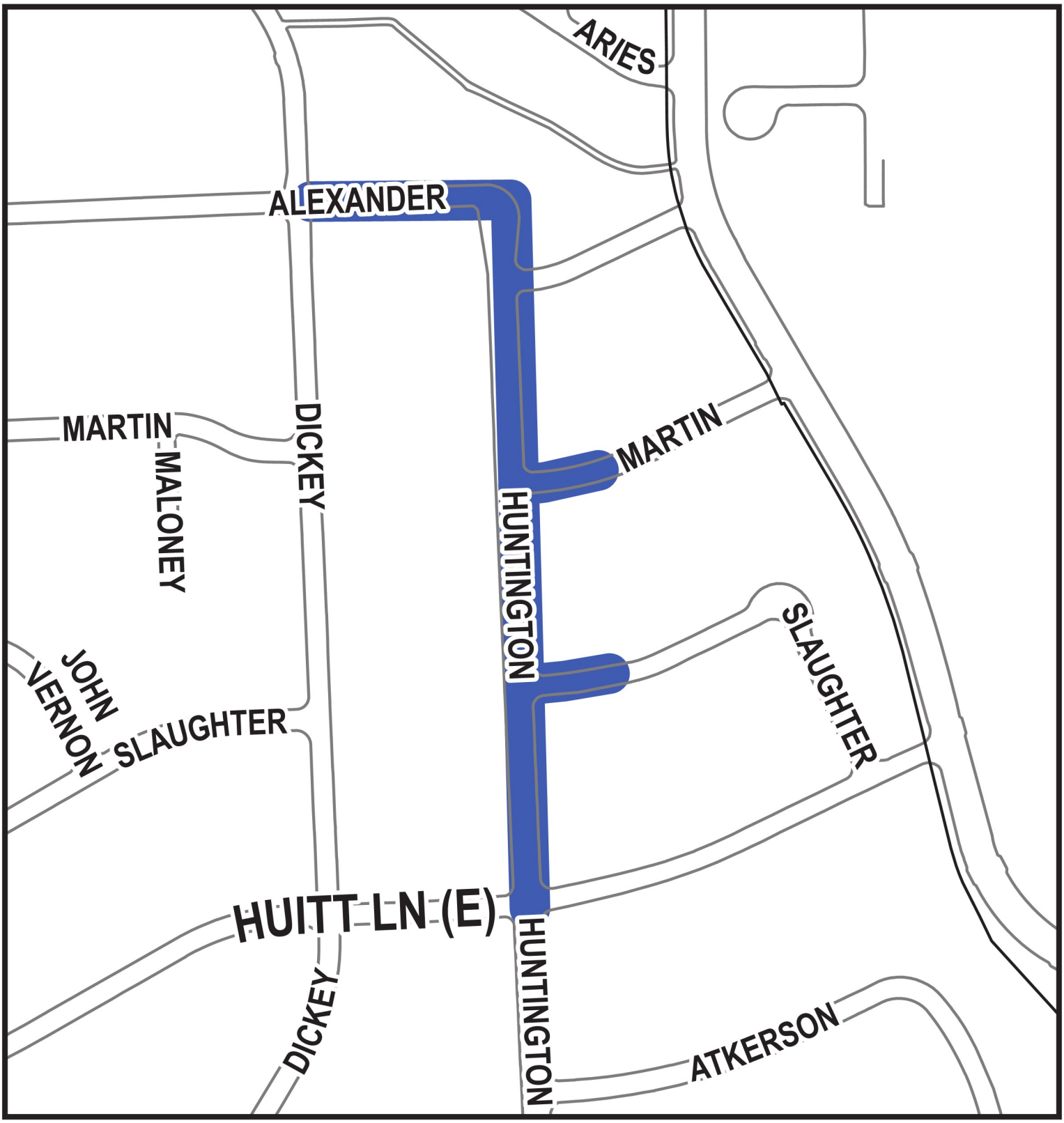

Water Line Replacement
-Huntington Dr. -Martin Ln.
-Slaughter Ln.

THE CITY OF EULESS

0 75 150 300 450 600 Feet

N

Legend
Water

City of Euless
Capital Project Request

Department:	PUBLIC WORKS	**Date Prepared:**	March 18,2022
Submitted By:	HAL CRANOR	**Date Completed:**	
Project Title:	LINE REPLACEMENT – MIDWAY PARK 1ST ADDITION		
Project Type:	WATER	**Sub-Type:**	MAIN REPLACEMENT
Project Code:	WT2301	**Priority:**	**A**

COUNCIL AUTHORIZATION:

November 22, 2022: Authorized the City Manager to negotiate and execute an engineering services contract with Plummer Associates, Inc. for the design of the FY2023 Water Rehabilitation Project.

RELATIONSHIP TO OTHER PROJECTS AND/OR MASTER PLAN:

The water mains included in this project are part of the City's Water System Master Plan.

PROJECT DESCRIPTION:

The project consists of the replacement of an existing 6 inch cast iron water line located along Collin Drive from Denton Drive to Harwood Road.

PROJECT SCHEDULE:

Began Design: December 2022
Anticipate Design Complete: June 2023
Anticipate Begin Construction: September 2023
Anticipate Construction Complete: July 2024

JUSTIFICATION:

Many water mains throughout the City are 50+ years old. Most of these lines are cast iron and asbestos concrete and are susceptible to deterioration, leaks, contamination, and damage. This project is part of the systematic replacement of water mains using a worst-first approach to reduce maintenance costs and customer problems.

PROJECT TITLE: LINE REPLACEMENT – MIDWAY PARK 1ST ADDITION **PROJECT CODE:** WT2301

NET EFFECTS ON OPERATING AND MAINTENANCE COST (+ OR -) ANNUAL:			**TOTAL ESTIMATED CAPITAL COST:**	
Direct Operating Cost			Engineering	$52,000
Personnel:	Full Time		Construction	$522,000
	Part Time	$0		
Total Salary		$0		
Purchase of Services				
Materials & Supplies				
Utilities				
		$0		
Subtotal:		$0	**Total Estimated Capital Cost**	$574,000
Maintenance Costs			**Funding Source:**	
			Transfer from:	
			W/WW Operating Fund	$52,000
			American Rescue Plan Act	$522,000
		$0		
Subtotal:		$0		
Total Estimated Annual Cost		$0	**Total Funding**	$574,000

CURRENT STATUS

PHASE/FUNDING SOURCE	**BUDGET**	**EXPENDED**	**OVER/UNDER BUDGET (- +)**	**% EXPENDED**
Engineering	$52,000	$11,806	$40,194	23%
Construction	$522,000	$0	$522,000	0%
TOTAL PROJECT	$574,000	$11,806	$562,194	2%

THE CITY OF
EULESS

Line Replacement - Midway Park 1st Addition

Water Line Replacement
-Collin Dr.

THE CITY OF EULESS

N

Legend
Water

0 120 240 480 720 960
Feet

City of Euless
Capital Project Request

Department:	PUBLIC WORKS	**Date Prepared:**	May 18,2022
Submitted By:	HAL CRANOR	**Date Completed:**	
Project Title:	LINE REPLACEMENT – OAKWOOD TERRACE		
Project Type:	WATER	**Sub-Type:**	MAIN REPLACEMENT
Project Code:	WT2302	**Priority:**	**A**

COUNCIL AUTHORIZATION:

November 22, 2022: Authorized the City Manager to negotiate and execute an engineering services contract with Plummer Associates, Inc. for the design of the FY2023 Water Rehabilitation Project.

RELATIONSHIP TO OTHER PROJECTS AND/OR MASTER PLAN:

The water mains included in this project are part of the City's Water System Master Plan.

PROJECT DESCRIPTION:

The project consists of the replacement of the water mains along South Main Street to include E. Whitener Road, Jean Lane, Reaves Court, and Henslee Drive. Mains along the Southern border of Spring Valley Apartment Complex's open space are also included in the project scope. See project map for details about specific line replacements.

PROJECT SCHEDULE:

Began Design: December 2022
Anticipate Design Complete: June 2023
Anticipate Begin Construction: September 2023
Anticipate Construction Complete: July 2024

JUSTIFICATION:

Many water mains throughout the City are 50+ years old. Most of these lines are cast iron and asbestos concrete and are susceptible to deterioration, leaks, contamination, and damage. This project is part of the systematic replacement of water mains using a worst-first approach to reduce maintenance costs and customer problems.

PROJECT TITLE: LINE REPLACEMENT – OAKWOOD TERRACE **PROJECT CODE:** WT2302

NET EFFECTS ON OPERATING AND MAINTENANCE COST (+ OR -) ANNUAL:			**TOTAL ESTIMATED CAPITAL COST:**	
Direct Operating Cost			Engineering	$179,781
Personnel:	Full Time		Construction	$1,618,031
	Part Time	$0		
Total Salary		$0		
Purchase of Services				
Materials & Supplies				
Utilities				
		$0		
Subtotal:		$0	**Total Estimated Capital Cost**	$1,797,812
Maintenance Costs			**Funding Source:**	
			Transfer from:	
			W/WW Operating Fund	$179,781
			American Rescue Plan Act	$1,618,031
		$0		
Subtotal:		$0		
Total Estimated Annual Cost		$0	**Total Funding**	$1,797,812

CURRENT STATUS

PHASE/FUNDING SOURCE	**BUDGET**	**EXPENDED**	**OVER/UNDER BUDGET (- +)**	**% EXPENDED**
Engineering	$179,781	$44,274	$135,507	25%
Construction	$1,618,031	$0	$1,618,031	0%
TOTAL PROJECT	$1,797,812	$44,274	$1,753,538	2%

THE CITY OF
EULESS

Line Replacement - Oakwood Terrace

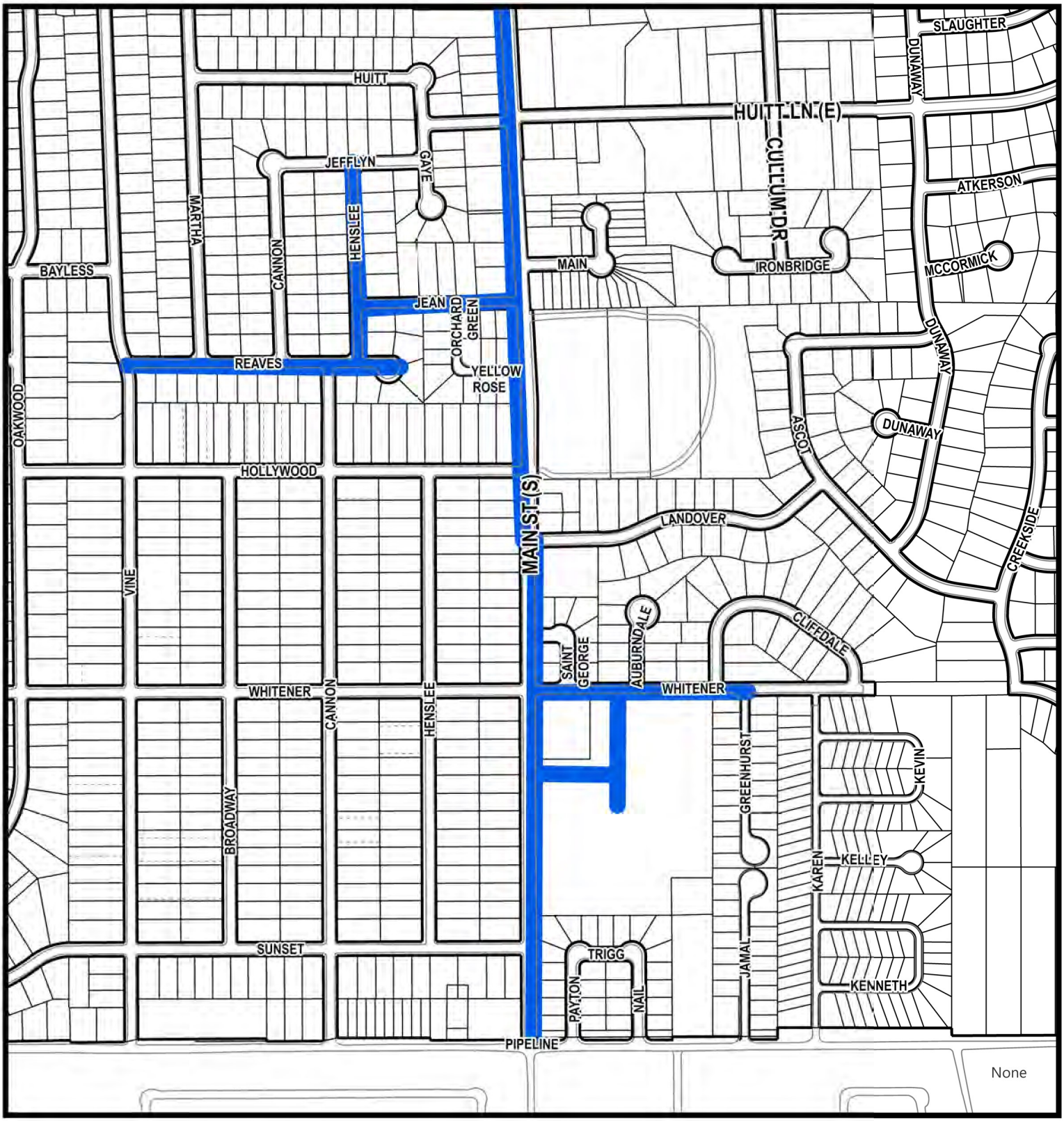

Water Line Replacement
-S. Main St. -E. Whitener Rd.
-South of Spring Valley Apts.
-Jean Ln. -Reaves Ct.
-Henslee Dr.

THE CITY OF EULESS

0 190 380 760 1,140 1,520 Feet

N

Legend
Water

City of Euless
Capital Project Request

Department:	PUBLIC WORKS	**Date Prepared:**	May 18,2022
Submitted By:	HAL CRANOR	**Date Completed:**	
Project Title:	LINE REPLACEMENT – SOUTH MAIN STREET		
Project Type:	WATER	**Sub-Type:**	MAIN REPLACEMENT
Project Code:	WT2303	**Priority:**	**A**

COUNCIL AUTHORIZATION:

November 22, 2022: Authorized the City Manager to negotiate and execute an engineering services contract with Plummer Associates, Inc. for the design of the FY2023 Water Rehabilitation Project.

RELATIONSHIP TO OTHER PROJECTS AND/OR MASTER PLAN:

The water mains included in this project are part of the City's Water System Master Plan.

PROJECT DESCRIPTION:

The project consists of the replacement of the water mains along South Main Street, Gaye Court, Jefflyn Court, West Huitt Lane, Linda Lane, Arnett Drive, West Alexander Lane, and Ross Avenue. See project map for details about specific line replacements.

PROJECT SCHEDULE:

Began Design: December 2022
Anticipate Design Complete: June 2023
Anticipate Begin Construction: September 2023
Anticipate Construction Complete: July 2024

JUSTIFICATION:

Many water mains throughout the City are 50+ years old. Most of these lines are cast iron and asbestos concrete and are susceptible to deterioration, leaks, contamination, and damage. This project is part of the systematic replacement of water mains using a worst-first approach to reduce maintenance costs and customer problems.

PROJECT TITLE: LINE REPLACEMENT – SOUTH MAIN STREET **PROJECT CODE:** WT2303

NET EFFECTS ON OPERATING AND MAINTENANCE COST (+ OR -) ANNUAL:			**TOTAL ESTIMATED CAPITAL COST:**	
Direct Operating Cost			Engineering	$210,210
Personnel:	Full Time		Construction	$1,891,894
	Part Time	$0		
Total Salary		$0		
Purchase of Services				
Materials & Supplies				
Utilities				
		$0		
Subtotal:		$0	**Total Estimated Capital Cost**	$2,102,104
Maintenance Costs			**Funding Source:**	
			Transfer from:	
			W/WW Operating Fund	$101,219
			W/WW CIP Fund Balance	$108,991
		$0	American Rescue Plan Act	$1,891,894
Subtotal:		$0		
Total Estimated Annual Cost		$0	**Total Funding**	$2,102,104

CURRENT STATUS

PHASE/FUNDING SOURCE	**BUDGET**	**EXPENDED**	**OVER/UNDER BUDGET (- +)**	**% EXPENDED**
Engineering	$210,210	$53,129	$157,081	25%
Construction	$1,891,894	$0	$1,891,894	0%
TOTAL PROJECT	$2,102,104	$53,129	$2,048,975	3%

THE CITY OF
EULESS

Line Replacement - South Main Street

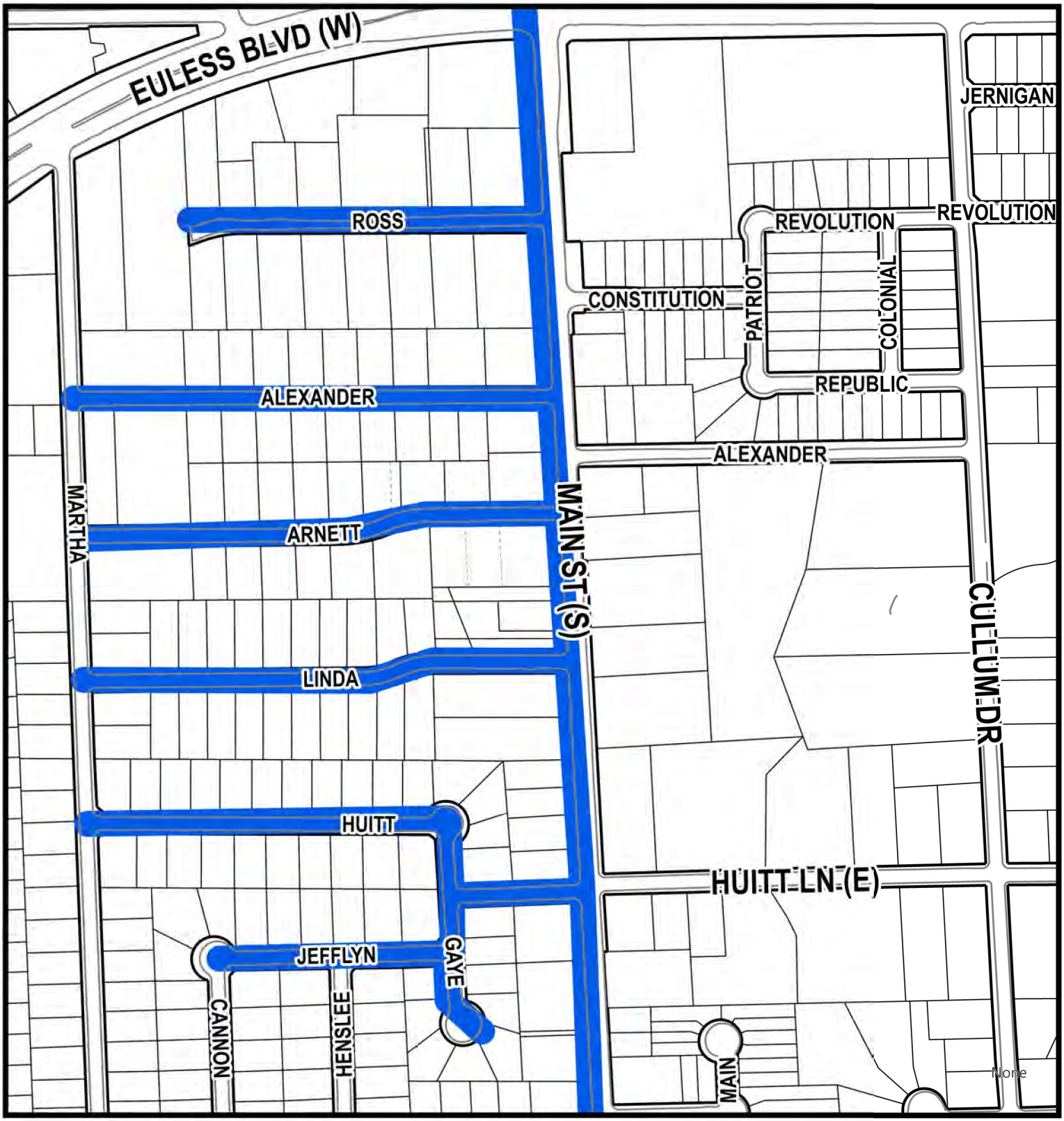

Water Line Replacement
-Ross Ave. -W. Alexander Ln.
-Arnett Dr. -Linda Ln.
-Gaye Ct. -W. Huitt Ln.
-Jefflyn Ct. -S. Main St.

THE CITY OF EULESS

0 120 240 480 720 960 Feet

N

Legend
Water

THE CITY OF
EULESS

CAPITAL IMPROVEMENTS PROGRAM
FUNDED PROJECTS SUMMARY

Project Number	Project Description	Budget as of 5/31/22	Appropriation/ Amendment	Budget as of 5/31/23	Expended as of 5/31/23	Remaining Funds	Revised Project Cost Estimates	Unfunded/ (Excess Funding)
OTHER								
AC1901	Texas Star Sports Complex Phase VII	$ 4,707,659	$ 394,893	$ 5,102,552	$ 4,413,903	$ 688,649	$ 5,102,552	$ -
CM0304	Entry Monument Sign Program	$ 145,782	$ -	$ 145,782	$ 121,427	$ 24,355	$ 145,782	$ -
CM0804	Redevelopment	$ 9,935,397	$ 1,218,775	$ 11,154,172	$ 9,588,282	$ 1,565,890	$ 12,654,172	$ 1,500,000
CM1701	Municipal Plaza Improvements Phase II	$ 316,733	$ 130,000	$ 446,733	$ 216,445	$ 230,288	$ 446,733	$ -
DV9901	EDC Incentive Funds **(annual transfer $25,000)**	$ 1,475,854	$ 275,000	$ 1,750,854	$ 1,351,148	$ 399,706	$ 1,775,854	$ 25,000
ED1002	EDC Contingency	$ 325,000	$ -	$ 325,000	$ 68,772	$ 256,228	$ 325,000	$ -
ED1601	Midtown Development	$ 16,417,980	$ -	$ 16,417,980	$ 16,348,505	$ 69,475	$ 16,417,980	$ -
FM1201	ADA/TAS Facility Improvements **(min bal $75,000)**	$ 170,000	$ 30,000	$ 200,000	$ 124,111	$ 75,889	$ 200,000	$ -
FM2006	Fire Station #1	$ 7,886,868	$ (233,300)	$ 7,653,568	$ 7,237,067	$ 416,501	$ 7,653,568	$ -
FM2207	FY2022 Roof Replacement & Preventative Maintenance	$ 94,000	$ -	$ 94,000	$ -	$ 94,000	$ 94,000	$ -
FM2311	Fire Station #2	$ -	$ 10,349,150	$ 10,349,150	$ 388,832	$ 9,960,318	$ 10,349,150	$ -
FM2312	Police & Courts Building Design	$ -	$ 960,000	$ 960,000	$ 260,948	$ 699,052	$ 960,000	$ -
GC1801	TSGC Misc. Improvements **(min bal $150,000)**	$ 587,180	$ -	$ 587,180	$ 477,099	$ 110,081	$ 637,180	$ 50,000
GC2003	Texas Star Slope Wall Protection Phase I	$ 415,337	$ -	$ 415,337	$ 398,007	$ 17,330	$ 415,337	$ -
PR0720	Misc. Park Improvements **(min bal $100,000)**	$ 1,418,253	$ 200,000	$ 1,618,253	$ 1,497,196	$ 121,057	$ 1,818,253	$ 200,000
PR0804	Park Irrigation **(annual transfer $25,000)**	$ 325,000	$ 75,000	$ 400,000	$ 255,922	$ 144,078	$ 425,000	$ 25,000
PR2011	Wilshire Park Upgrades	$ 1,747,864	$ 475,000	$ 2,222,864	$ 396,839	$ 1,826,025	$ 2,222,864	$ -
PR2203	Blessing Branch Park Improvements	$ 365,064	$ -	$ 365,064	$ 267,870	$ 97,194	$ 365,064	$ -
PR2305	Aquatic Park Facility Upgrades	$ -	$ 315,000	$ 315,000	$ 258,940	$ 56,060	$ 315,000	$ -
PR2308	Midway Park Pickleball Courts	$ -	$ 200,520	$ 200,520	$ 193,805	$ 6,715	$ 200,520	$ -
PR2311	Trail Lighting – Mid-Cities	$ -	$ 152,000	$ 152,000	$ 72,475	$ 79,525	$ 152,000	$ -
FB9906	Fund Balance – EDC CIP	$ -	$ -	$ -	$ -	$ -	$ -	$ (1,422,258)
FB9908	Fund Balance – Parks at Texas Star CIP	$ -	$ -	$ -	$ -	$ -	$ -	$ (149,098)
FB9909	Fund Balance – General CIP	$ -	$ -	$ -	$ -	$ -	$ -	$ (1,227,357)
FB9913	Fund Balance – Car Rental CIP	$ -	$ -	$ -	$ -	$ -	$ -	$ (51,211)
FB9916	Fund Balance – TSGC CIP	$ -	$ -	$ -	$ -	$ -	$ -	$ (22,337)
	Total Other Projects	$ 46,333,971	$ 14,542,038	$60,876,009	$43,937,593	$ 16,938,416	$62,676,009	$ (1,072,261)

City of Euless
Capital Project Request

Department:	COMMUNITY SERVICES	**Date Prepared:**	April 24, 2018
Submitted By:	RAY MCDONALD	**Date Completed:**	

Project Title:	TEXAS STAR SPORTS COMPLEX PHASE VII		
Project Type:	PARK/RECREATION	**Sub-Type:**	TSSC IMPROVEMENTS
Project CODE:	AC1901	**Priority:**	**A**

COUNCIL AUTHORIZATION:

August 14, 2018: Ratified the Euless Development Corporation (EDC) action taken on August 13, 2018, approving EDC Resolution No. 21-18, declaring a project for improvements at the Parks at Texas Star including Softball Facilities.
October 23, 2018: Ratified the Euless Development Corporation action taken on October 23, 2018, authorizing the Euless Development Corporation President to negotiate and execute an Architectural Services Contract with Oxley Williams Tharp Architects for the planning and design of Texas Star Sports Complex Phase VII (Softball World).

November 12, 2019: Approved all matters incident and related to the issuance and sale of "Euless Development Corporation Sales Tax Revenue Bonds, Series 2019," including the adoption of Resolution No. 19-1559.
March 24, 2020: Authorized the purchase and installation of sports turf at the Parks at Texas Star Phase VII from GeoSurfaces, Inc. through the TIPS Interlocal Purchasing System (TIPS #170205) in the amount of $681,200, as well as the purchase and installation of an LED Retrofit lighting system from GeoSport Lighting Systems, LLC. through the TIPS Interlocal Purchasing System (TIPS #18120601) in the amount of 434,700.
April 28, 2020: Awarded Bid No. 007-20 for the purchase and installation of outfield fence and backstop wall padding for the Parks at Texas Star Phase VII to Sports Graphics, Inc. The estimated expenditure is $188,000.
June 9, 2020: Awarded Bid No. 009-20 for the Parks at Texas Star Phase VII renovation to Henthorn Commercial Construction, LLC and authorized the City Manager to enter into a contract with Henthorn Commercial Construction, LLC. The total estimated expenditure is $2,228,500.
August 24, 2020: Authorized the purchase, delivery, and installation of 292,000 square feet of TifTuf Bermuda sod from Tri-Tex Grass, for the Parks at Texas Star Phase VII though the BuyBoard Cooperative Purchasing Program No. 611-20. The estimated expenditure is $137,240.
January 24, 2023: Awarded Bid No. 002-23 for design/build services including construction administration and general contracting services for the Texas Star Athletic Staff Offices and authorized the City Manager to enter into a design/build contract with Gomez Floor Covering, Inc, dba GFC Contracting. The estimated expenditure is $411,914.

RELATIONSHIP TO OTHER PROJECTS AND/OR MASTER PLAN:

The Texas Star Sports Complex Phase VII includes renovating the existing infields with synthetic turf, renovating the existing concession/restroom building, building new offices for staff, and upgrading the existing lighting from metal-halide to LED. With the growing number of participants in youth baseball, renovating the existing infields with synthetic turf will allow staff the opportunity to expand existing leagues as well as programming for additional leagues in adult softball. Synthetic turf infields will also substantially reduce the number of rain outs which results in lost revenue. The addition of this phase will ensure that the Texas Star Sports Complex remains the premier sports facility for amateur athletics for many years to come.

PROJECT DESCRIPTION:

The planning, design, and construction for Texas Star Sports Complex Phase VII. The project scope includes renovating the existing infields with synthetic turf, renovating the existing facility to meet current ADA standards, renovating the existing restroom/concession building, creating new office space for staff, upgrading the lighting system to LED, new entry signs, and demolition of driveway.

PROJECT SCHEDULE:

Began Design: January 2019
Design Complete: May 2020
Began Construction: July 2020
Construction Complete: April 2021
Anticipate Office Building Complete: December 2023

JUSTIFICATION:

With the completion of Phase VII, the new infields will increase programming opportunities as well as substantially reduce the number of rain outs.

PROJECT TITLE: TEXAS STAR SPORTS COMPLEX PHASE VII **PROJECT CODE:** AC1901

NET EFFECTS ON OPERATING AND MAINTENANCE COST (+ OR -) ANNUAL:			**TOTAL ESTIMATED CAPITAL COST:**	
			Planning and Design	$190,000
Direct Operating Cost			Construction	$4,589,804
Personnel:	Full Time		Contingency	$122,840
	Part Time	$0	Parking Lot	$49,908
Total Salary		$0	Debt Issuance Cost	$150,000
Purchase of Services				
Materials & Supplies				
Utilities				
Average Debt Service		$279,000		
Subtotal:		$279,000	**Total Estimated Capital Cost**	$5,102,552
			FUNDING SOURCE:	
Maintenance Costs				
			Transfer from:	
			EDC Operating Fund	$655,000
			PR2309 - PATS N Parking Lot	$49,908
		$0	2019 EDC Revenue Bonds	$4,358,215
Subtotal:		$0	Interest Earnings	$39,429
Total Estimated Annual Cost		$279,000	**Total Funding**	$5,102,552

CURRENT STATUS

PHASE/FUNDING SOURCE	**BUDGET**	**EXPENDED**	**OVER/UNDER BUDGET (- +)**	**% EXPENDED**
Planning and Design	$190,000	$184,657	$5,343	97%
Construction	$4,589,804	$4,052,897	$536,907	88%
Contingency	$122,840	$47,944	$74,896	39%
Parking Lot	$49,908	$0	$49,908	0%
Debt Issuance Cost	$150,000	$128,405	$21,595	86%
TOTAL PROJECT	$5,102,552	$4,413,903	$688,649	87%

City of Euless
Capital Project Request

Department:	CITY MANAGER	**Date Prepared:**	July 11,2006
Submitted By:	JOE HENNIG	**Date Completed:**	
Project Title:	ENTRY MONUMENT SIGN PROGRAM		
Project Type:	MISCELLANEOUS	**Sub-Type:**	IMPROVEMENTS
Project Code:	CM0304	**Priority:**	**A**

COUNCIL AUTHORIZATION:

RELATIONSHIP TO OTHER PROJECTS AND/OR MASTER PLAN:

Continuation of the original City of Euless Entry Monument Sign Program.

PROJECT DESCRIPTION:

Continued construction of City of Euless entry monument signs at key visibility points throughout the City extending Euless beautification and branding efforts.

PROJECT SCHEDULE:

JUSTIFICATION:

To enable continuous efforts to identify, beautify, and brand the City of Euless.

PROJECT TITLE: ENTRY MONUMENT SIGN PROGRAM **PROJECT CODE:** CM0304

NET EFFECTS ON OPERATING AND MAINTENANCE COST (+ OR -) ANNUAL:			**TOTAL ESTIMATED CAPITAL COST:**	
Direct Operating Cost			Land Betterments	$145,782
Personnel:	Full Time			
	Part Time	$0		
Total Salary		$0		
Purchase of Services				
Materials & Supplies				
Utilities				
		$0		
Subtotal:		$0	**Total Estimated Capital Cost**	$145,782
Maintenance Costs			**Funding Source:**	
			Transfer from:	
			Car Rental Fund	$135,782
			Car Rental CIP Fund Balance	$10,000
		$0		
Subtotal:		$0		
Total Estimated Annual Cost		$0	**Total Funding**	$145,782

CURRENT STATUS

PHASE/FUNDING SOURCE	**BUDGET**	**EXPENDED**	**OVER/UNDER BUDGET (- +)**	**% EXPENDED**
Land Betterments	$145,782	$121,427	24,355	83%
TOTAL PROJECT	$145,782	$121,427	$24,355	83%

City of Euless
Capital Project Request

Department:	CITY MANAGER	**Date Prepared:**	July 11, 2006
Submitted By:	GARY MCKAMIE	**Date Completed:**	

Project Title:	REDEVELOPMENT		
Project Type:	MISCELLANEOUS	**Sub-Type:**	DEVELOPMENT
Project CODE:	CM0804	**Priority:**	**A**

COUNCIL AUTHORIZATION:
FY2008 Property Acquisitions: 1010 Highland Drive, 1010 Cresthaven Drive, and 710 South Main.
FY2009 Property Acquisitions: 1007 Cresthaven Drive, 912 Cresthaven Drive, 1005 Cresthaven Drive, and 1002 Highland Drive.
FY2013 Property Acquisitions: North Sheppard Drive (10 lots), 908 Cresthaven Drive, and 910 Cresthaven Drive.
FY2015 Property Acquisitions: 903 Cresthaven Drive, 1447 West Euless Boulevard, 901 Highland Drive, 904 Highland Drive, and 215 East Ash Lane.
November 10, 2015: Authorized the City Manager to execute an agreement to accept contributions from Gardner Capital Texas, LLC and Bloomfield Homes Fund, LP to a Community Revitalization Fund in the amount of $100,000.
November 10, 2015: Authorized the Mayor to negotiate and execute conveyance documents for the sale of City owned property located at 203, 204, and 205 Dickey Drive.
FY2016 Property Acquisitions: 905 Cresthaven Drive.
FY2017 Property Acquisitions: 909 Highland Drive, 911 Highland Drive, 1000 Highland Drive, and 1011 Cresthaven Drive.
October 10, 2017: Authorized the sale of City owned property and structure located at 911 Highland Drive.
FY2018 Property Acquisitions: 906 Highland Drive, 917 Highland Drive, 1005 Highland Drive, 902 Cresthaven Drive, and a portion of Block 1, Lot 5 in the S.W. Mills Subdivision.
FY2019 Property Acquisitions: 913 Cresthaven Dr., 1001 Cresthaven Dr., 908 Highland Dr., 1001 Highland Dr., 1003 Highland Dr., 109 Ross Ave., and property located at SH183 at Main Street, Tract 16 and 17.
FY2020 Property Acquisitions: 909 Cresthaven Drive, 910 Highland Drive, and 913 Highland Drive.
FY2021 Sale of Property: 906 Cresthaven Drive and Solomon Huitt Survey, No. 705, Tarrant County TX (N Main Street).
FY2021 Property Acquisitions: 901 Cresthaven Drive, 907 Cresthaven Drive, 902 Highland Drive, 1009 Highland Drive, 1011 Highland Drive, and 1451 W Euless Boulevard.
FY2022 Property Acquisitions: 903 Highland Drive, 905 Highland Drive, 907 Highland Drive, 912 Highland Drive, 915 Highland Drive, 916 Highland Drive, 1007 Highland Drive, and 2214 W. Euless Boulevard.
FY2022 Sale of Property: 908 Cresthaven Drive, 910 Cresthaven Drive, and 912 Cresthaven Drive.
FY2023 Property Acquisitions: 914 Highland Drive and 109 Ross Avenue.

RELATIONSHIP TO OTHER PROJECTS AND/OR MASTER PLAN
This project provides funding to allow the City to participate in redevelopment projects and other community improvements or make acquisitions of property that will be of economic benefit to the City of Euless.

PROJECT DESCRIPTION:
Project includes City participation in community redevelopment projects and property acquisitions that will be of economic benefit to the City.

PROJECT SCHEDULE:
Long-term on-going project for continuous improvement of the community.

JUSTIFICATION:
As the City ages, it is imperative that the economic vitality of the City remain strong. Reinvestment into the community will protect property values from deterioration and keep commercial properties occupied and vibrant.

PROJECT TITLE: REDEVELOPMENT **PROJECT CODE:** CM0804

NET EFFECTS ON OPERATING AND MAINTENANCE COST (+ OR -) ANNUAL:			**TOTAL ESTIMATED CAPITAL COST:**	
			Land Acquisition	$11,354,868
Direct Operating Cost			Demolition	$600,194
Personnel:	Full Time		Minor Apparatus	$197
	Part Time	$0	Incentives	$10,000
Total Salary		$0	Revitalization Target Area #1	$150,000
Purchase of Services			Other Professional Services	$463,913
Materials & Supplies			Improvements	$75,000
Utilities				
Subtotal:		$0	**Total Estimated Capital Cost**	$12,654,172
			FUNDING SOURCE:	
Maintenance Costs			Transfer from:	
			General Fund	$3,755,000
			Car Rental Operating/CIP Fund	$6,700,000
			Miscellaneous Other	$699,172
		$0		
Subtotal:		$0	Additional Funding Needed:	
			Transfer from:	
			Car Rental Fund	$1,500,000
Total Estimated Annual Cost		$0	**Total Funding**	$12,654,172

CURRENT STATUS

PHASE/FUNDING SOURCE	**BUDGET**	**EXPENDED**	**OVER/UNDER BUDGET (- +)**	**% EXPENDED**
Land Acquisition	$11,354,868	$8,467,527	$2,887,341	75%
Demolition	$600,194	$467,908	$132,286	78%
Minor Apparatus	$197	$167	$30	85%
Incentives	$160,000	$160,000	$0	100%
Professional Services	$463,913	$447,521	$16,392	96%
Improvements	$75,000	$45,159	$29,841	60%
TOTAL PROJECT	$12,654,172	$9,588,282	$3,065,890	76%

City of Euless
Capital Project Request

Department:	PUBLIC WORKS	**Date Prepared:**	June 03, 2014
Submitted By:	HAL CRANOR	**Date Completed:**	
Project Title:	MUNICIPAL PLAZA IMPROVEMENTS PHASE II		
Project Type:	FACILITIES	**Sub-Type:**	IMPROVEMENTS
Project Code:	CM1701	**Priority:**	**A**

COUNCIL AUTHORIZATION:

May 12, 2020: Awarded Bid No. 010-20 for the purchase and installation of an operable louvered canopy for the Mary Lib Saleh Euless Public Library, to Equinox Louvered Roof. The estimated expenditure is $83,960.

RELATIONSHIP TO OTHER PROJECTS AND/OR MASTER PLAN:

This project includes the landscaping and irrigation related to the 40th CDBG ADA accessibility and infrastructure improvements.

PROJECT DESCRIPTION:

Landscaping and irrigation improvements to the Municipal Plaza following the 40th CDBG ADA accessibility and infrastructure improvements. Project will extend to the Library entrance from the courtyard and includes an operable louvered canopy for the Library's west-side patio.

PROJECT SCHEDULE:

Anticipate Construction Compete: FY2024

JUSTIFICATION:

Beautification of the municipal plaza following the hardscape improvements.

PROJECT TITLE: MUNICIPAL PLAZA IMPROVEMENTS PHASE II **PROJECT CODE:** CM1701

NET EFFECTS ON OPERATING AND MAINTENANCE COST (+ OR -) ANNUAL:			**TOTAL ESTIMATED CAPITAL COST:**	
Direct Operating Cost			Landscaping	$439,532
Personnel:	Full Time		Equipment	$7,201
	Part Time	$0		
Total Salary		$0		
Purchase of Services				
Materials & Supplies				
Utilities		$0		
Subtotal:		$0	**Total Estimated Capital Cost**	$446,733
Maintenance Costs			**Funding Source:**	
			Transfer from:	
			General Fund	$280,000
			Car Rental Fund (Phase I)	$116,733
		$0	General CIP Fund Balance	$50,000
Subtotal:		$0		
Total Estimated Annual Cost		$0	**Total Funding**	$446,733

CURRENT STATUS

PHASE/FUNDING SOURCE	**BUDGET**	**EXPENDED**	**OVER/UNDER BUDGET (- +)**	**% EXPENDED**
Landscaping	$439,532	$209,244	$230,288	48%
Equipment	$7,201	$7,201	$0	100%
TOTAL PROJECT	$446,733	$216,445	$230,288	48%

City of Euless
Capital Project Request

Department:	ECONOMIC DEVELOPMENT	**Date Prepared:**	July 26,1999
Submitted By:	BILL RIDGWAY	**Date Completed:**	
Project Title:	EULESS DEVELOPMENT CORPORATION INCENTIVE		
Project Type:	EDC	**Sub-Type:**	DEVELOPMENT
Project Code:	DV9901	**Priority:**	**A**

COUNCIL AUTHORIZATION:

March 27, 2001: Approved transfer of $325,000 to North Main Street for right-of-way to free up funds for a sign program.
May 30, 2006: Approved payment to Professional Turf Products, Inc. in the amount of $300,000 per agreement.
April 24, 2012: Ratified Euless Development Corporation (EDC) action taken on April 23, 2012, to approve the first amendment to the lease and incentive agreement by and between the EDC, the City of Euless and U.S. Concrete, Inc. and its subsidiary Redi-Mix, L.L.C., and authorizing the President to make the modification and execute such amendment. The agreement called for a $150,000 incentive payment upon the successful relocation of the US Concrete corporate headquarters to Euless.
December 12, 2017: Approved the EDC projects and actions taken by the EDC Board of Directors on December 12, 2017 which included authorizing the President to negotiate and execute conveyance documents for the purchase of property located at 411 North Main Street.
February 28, 2023: Approved a Chapter 380 Agreement by and between MM Euless 66 LLC, the City of Euless, and the Euless Development Corporation (EDC) in connection with the Watercolor Planned Development.

RELATIONSHIP TO OTHER PROJECTS AND/OR MASTER PLAN:

PROJECT DESCRIPTION:

Euless Development Corporation funds that have been set aside to aid the City of Euless in attracting development opportunities.

PROJECT SCHEDULE:

JUSTIFICATION:

Funding this project would enable the City to act quickly on development opportunities that arise throughout the year.

PROJECT TITLE: EULESS DEVELOPMENT CORPORATION INCENTIVE **PROJECT CODE:** DV9901

NET EFFECTS ON OPERATING AND MAINTENANCE COST (+ OR -) ANNUAL:			**TOTAL ESTIMATED CAPITAL COST:**	
Direct Operating Cost			Will be based on the merits of	
Personnel:	Full Time		each opportunity.	
	Part Time	$0		
Total Salary		$0		
Purchase of Services				
Materials & Supplies				
Utilities				
		$0		
Subtotal:		$0	**Total Estimated Capital Cost**	
Maintenance Costs			**Funding Source:**	
			Transfer from:	
			EDC CIP Fund Balance	$1,338,454
			EDC Operating Fund	$950,000
		$0	ED1002 - EDC Contingency	$250,000
Subtotal:		$0	Transfer to FS#2 & N Main	($787,600)
			Additional Funding Needed:	
			EDC Operating Fund	$25,000
Total Estimated Annual Cost		$0	**Total Funding**	$1,775,854

CURRENT STATUS

PHASE/FUNDING SOURCE	**BUDGET**	**EXPENDED**	**OVER/UNDER BUDGET (- +)**	**% EXPENDED**
Economic Development Incentives	$1,775,000	$1,350,295	$424,705	76%
Irrigation Supplies	$854	$853	$1	100%
TOTAL PROJECT	$1,775,854	$1,351,148	$424,706	76%

City of Euless
Capital Project Request

Department:	ECONOMIC DEVELOPMENT	**Date Prepared:**	Sept 30,2010
Submitted By:	GARY MCKAMIE	**Date Completed:**	
Project Title:	EULESS DEVELOPMENT CORPORATION CONTINGENCY		
Project Type:	EDC	**Sub-Type:**	MISCELLANEOUS
Project Code:	ED1002	**Priority:**	**A**

COUNCIL AUTHORIZATION:

May 14,2019: Ratified the Euless Development Corporation (EDC) action taken on May 13, 2019, authorizing the expenditure of funds for the demolition of Wilshire Pool.

RELATIONSHIP TO OTHER PROJECTS AND/OR MASTER PLAN:

PROJECT DESCRIPTION:

To provide funding for emergencies or unforeseen projects that arise throughout the year.

PROJECT SCHEDULE:

On-going

JUSTIFICATION:

This would enable the City to act quickly on emergency or unforeseen projects. Without funding, these types of projects would have to wait until the next budget cycle which could increase costs or impede economic development opportunities.

PROJECT TITLE: EULESS DEVELOPMENT CORPORATION CONTINGENCY **PROJECT CODE:** ED1002

NET EFFECTS ON OPERATING AND MAINTENANCE COST (+ OR -) ANNUAL:			**TOTAL ESTIMATED CAPITAL COST:**	
Direct Operating Cost			Contingency	$325,000
Personnel:	Full Time			
	Part Time	$0		
Total Salary		$0		
Purchase of Services				
Materials & Supplies				
Utilities				
		$0		
Subtotal:		$0	**Total Estimated Capital Cost**	$325,000
Maintenance Costs			**Funding Source:**	
			Transfer from:	
			EDC Operating/CIP Fund	$357,493
			AC1601 - TSSC Phase V	$64,586
		$0	ED1401 - Planning Consultants	$152,921
Subtotal:		$0	DV9901 - EDC Incentive Funds	($250,000)
Total Estimated Annual Cost		$0	**Total Funding**	$325,000

CURRENT STATUS

PHASE/FUNDING SOURCE	**BUDGET**	**EXPENDED**	**OVER/UNDER BUDGET (- +)**	**% EXPENDED**
Contingency	$325,000	$68,772	$256,228	21%
TOTAL PROJECT	$325,000	$68,772	$256,228	21%

City of Euless
Capital Project Request

Department:	CITY MANAGER	**Date Prepared:**	June 16,2015
Submitted By:	LORETTA GETCHELL	**Date Completed:**	
Project Title:	MIDTOWN DEVELOPMENT		
Project Type:	MISCELLANEOUS	**Sub-Type:**	DEVELOPMENT
Project Code:	ED1601	**Priority:**	**A**

COUNCIL AUTHORIZATION:

June 23, 2015: Conducted a Public Hearing and approved Planned Development.
August 25, 2015: Approved Resolution No. 15-1471 creating, authorizing, and establishing the Euless Midtown Public Improvement District.
December 8, 2015: Approved Resolution No. 15-1479 authorizing publication of notice of intention to issue certificates of obligation to fund public infrastructure improvements including streets, drainage, and water and wastewater in the Euless Midtown Zone.
December 8, 2015: Approved Ordinance No. 2096 approving the Project and Financing Plan for Tax Increment Reinvestment Zone Number Four.
January 12, 2016: Approved Ordinance No. 2098 authorizing the issuance and sale of City of Euless, Texas, Tax and Waterworks and Sewer System (Limited Pledge) Revenue Certificates of Obligation, Series 2016.

RELATIONSHIP TO OTHER PROJECTS AND/OR MASTER PLAN:

This project provides funding for City participation in a public/private development opportunity.

PROJECT DESCRIPTION:

Project includes City participation in a public/private community development project of approximately 56 acres located in the A.J. Huitt Survey, Abstract 684. Project costs will include land, right-of-way, remediation, paving, storm drainage, water, wastewater, landscaping, hardscaping, amenities, design, and administrative costs.

PROJECT SCHEDULE:

Began Demolition: Spring 2016
Construction Complete: FY2019

JUSTIFICATION:

This is a significant development opportunity within the heart of Euless. The development is projected to include residential development including villas, townhomes and rowhouses, cluster housing, and urban lofts; commercial development including retail and restaurant development; and landscaped bioswales and water detention areas for stormwater management.

PROJECT TITLE: MIDTOWN DEVELOPMENT **PROJECT CODE:** ED1601

NET EFFECTS ON OPERATING AND MAINTENANCE COST (+ OR -) ANNUAL:			TOTAL ESTIMATED CAPITAL COST:	
Direct Operating Cost			Public Improvements	$16,417,980
Personnel:	Full Time			
	Part Time	$0		
Total Salary		$0		
Purchase of Services				
Materials & Supplies				
Utilities				
Average debt service		$1,000,000		
		$0		
Subtotal:		$1,000,000	**Total Estimated Capital Cost**	$16,417,980
Maintenance Costs			**Funding Source:**	
			Certificates of Obligation	$16,417,980
		$0		
Subtotal:		$0		
Total Estimated Annual Cost		$1,000,000	**Total Funding**	$16,417,980

CURRENT STATUS

PHASE/FUNDING SOURCE	BUDGET	EXPENDED	OVER/UNDER BUDGET (- +)	% EXPENDED
Public Improvements	$16,417,980	$16,348,505	$69,475	100%
TOTAL PROJECT	$16,417,980	$16,348,505	$69,475	100%

City of Euless
Capital Project Request

Department:	FACILITIES	**Date Prepared:**	April 11,2011
Submitted By:	KYLE MCADAMS	**Date Completed:**	
Project Title:	ADA/TAS FACILITY IMPROVEMENTS		
Project Type:	FACILITIES	**Sub-Type:**	IMPROVEMENTS
Project Code:	FM1201	**Priority:**	**A**

COUNCIL AUTHORIZATION:

RELATIONSHIP TO OTHER PROJECTS AND/OR MASTER PLAN:

PROJECT DESCRIPTION:

This project provides for the continued improvements to various City facilities as required by Federal and State mandated Americans with Disabilities Act/Texas Accessibility Standards ("ADA/TAS"). City facilities, entrances, lifts, signage, speech and hearing aided devices, and other areas covered under both ADA and TAS requirements will be part of these improvements. Project funds will be managed by the City Manager's Office and will be allocated as identified projects are brought forth and approved.

PROJECT SCHEDULE:

On-going

JUSTIFICATION:

Some City facilities do not meet current ADA/TAS standards. Updating accessibility on a continuing basis will help keep the City in compliance with government standards and will address the growing needs of citizens with accessibility issues.

PROJECT TITLE: ADA/TAS FACILITY IMPROVEMENTS **PROJECT CODE:** FM1201

NET EFFECTS ON OPERATING AND MAINTENANCE COST (+ OR -) ANNUAL:			**TOTAL ESTIMATED CAPITAL COST:**	
Direct Operating Cost			Improvements	
Personnel:	Full Time		(Minimum balance $75,000)	
	Part Time	$0		
Total Salary		$0		
Purchase of Services				
Materials & Supplies				
Utilities				
		$0		
Subtotal:		$0	**Total Estimated Capital Cost**	
Maintenance Costs			**Funding Source:**	
			Transfer from:	
			Car Rental Fund	$65,000
			General Operating/CIP Fund	$110,000
		$0	Risk Operating Fund	$25,000
Subtotal:		$0		
Annual expense		$17,670		
Total Estimated Annual Cost		$17,670	**Total Funding**	$200,000

CURRENT STATUS

PHASE/FUNDING SOURCE	**BUDGET**	**EXPENDED**	**OVER/UNDER BUDGET (- +)**	**% EXPENDED**
Structural Maintenance	$194,000	$119,475	$74,525	62%
Training	$6,000	$4,637	$1,363	77%
TOTAL PROJECT	$200,000	$124,111	$75,889	62%

City of Euless
Capital Project Request

Department:	FIRE DEPARTMENT	**Date Prepared:**	March 14, 2019
Submitted By:	WES RHODES	**Date Completed:**	

Project Title:	FIRE STATION #1		
Project Type:	FACILITIES	**Sub-Type:**	BUILDING
Project CODE:	FM2006	**Priority:**	**A**

COUNCIL AUTHORIZATION:

October 8, 2019: Approved Resolution No. 19-1557, authorizing the City Secretary to publish a notice declaring intention to issue certificates of obligation in an amount not to exceed $7,500,000 for public improvements to fire department facilities.
October 8, 2019: Approved Resolution No. 19-1558, declaring expectation to reimburse expenditures with proceeds of future debt. The City expects to expend funds for acquiring, designing, constructing, improving, expanding, and equipping one or more fire stations (including the demolition of existing Fire Station #1).
October 22, 2019: Authorized the City Manager to negotiate and execute an Architectural Services Contract with Oxley Williams Tharp Architects for the construction of Fire Station No. 1.
January 14, 2020: Approved the first and final reading of Ordinance No. 2235, authorizing the issuance of “City of Euless, Texas, Tax and Waterworks and Sewer System (Limited Pledge) Revenue Certificates of Obligation, Series 2020".
May 12, 2020: Awarded Bid No. 008-20 for the purchase of a double-wide manufactured home to Clayton Homes. This unit will serve as temporary housing for Fire Station No. 1 staff during the renovations of the existing site. The estimated expenditure is $80,350.
May 26, 2020: Approved the first and final reading of Ordinance No. 2244 authorizing the issuance of "City of Euless, Texas Tax Notes, Series 2020".
May 26, 2020: Approved Resolution No. 20-1577 declaring expectation to reimburse expenditures with proceeds of future debt.
August 11, 2020: Approved the full demolition of Fire Station No. 1, 201 East Ash Lane, to GFC Contracting, to include removal of the structure, driveways and approaches, and return the site to rough grade. Demolition services are provided through the BuyBoard Job Ordering Contract (JOC) program #520-16. The estimated expenditure is $65,882.
February 9, 2021: Awarded Request For Competitive Sealed Proposal (RFCSP) No. 002-21 for the construction of Fire Station No. 1 in the amount of $5,147,500, authorized an owner controlled contingency not to exceed 10%, and authorized the City Manager to enter into a construction contract with Modern Contractors.
April 13, 2021: Authorized the purchase of a fire station alerting system for Fire Station No. 1 from US Digital Designs, Inc. using HGAC Contract No. EC07-20. The estimated expenditure is $150,372.29.

RELATIONSHIP TO OTHER PROJECTS AND/OR MASTER PLAN:

PROJECT DESCRIPTION:

The project consists of the demolition of fire station No.1 located at 201 E. Ash lane. The station was originally constructed 30+ years ago and can no longer meet the functional demands of a full service fire station. The building has had small improvements and minor upgrades to the living areas but no major modifications to the overall building structure. The project scope includes professional services and construction of a new 12,000-15,000 sq ft. station to include four (4) double deep bays to accommodate an aerial ladder truck, fire engine, and ambulance; living quarters; and operation offices for staff. The additional bay space planned in the facility allows for the housing of reserve vehicles and equipment. The professional services includes architecture services, engineering, and construction cost estimates.

PROJECT SCHEDULE:

Began Design: December 2019
Design Complete: August 2020
Began Construction: March 2021
Construction Complete: January 2023

JUSTIFICATION:

The current station cannot be upgraded to current codes and standards without incurring significant expenses. The new construction will provide the following:
1. An ADA and construction code compliant building;
2. A facility to support increasing demand in an area of the City experiencing rapid growth;
3. Allow for the deployment of a double company response station: Ladder / Engine / Medic.
4. New facility that is user friendly and meets the needs of station personnel.
5. A building that will meet current energy / ventilation / electrical codes and function more efficiently.

PROJECT TITLE: FIRE STATION #1 **PROJECT CODE:** FM2006

NET EFFECTS ON OPERATING AND MAINTENANCE COST (+ OR -) ANNUAL:			**TOTAL ESTIMATED CAPITAL COST:**	
			Professional Services	$520,000
Direct Operating Cost			Construction	$5,865,463
Personnel:	Full Time		Furniture, Fixtures & Equipment	$550,000
	Part Time	$0	Debt Issuance Costs	$133,105
Total Salary		$0	Contingency	$205,000
Purchase of Services			Demolition & Temporary	
Materials & Supplies			Fire Station	$380,000
Utilities				
Average Debt Service		$453,000		
Subtotal:		$453,000	**Total Estimated Capital Cost**	$7,653,568
			FUNDING SOURCE:	
Maintenance Costs				
			Transfer from:	
			Debt Service Fund	$133,105
			2020 Certificates of Obligation	$7,335,000
			2020 Tax Notes	$380,000
		$0	Interest Earnings	$105,463
Subtotal:		$0		
			Transfer to:	
			FM2311 - Fire Station #2	($300,000)
Total Estimated Annual Cost		$453,000	**Total Funding**	$7,653,568

CURRENT STATUS

PHASE/FUNDING SOURCE	**BUDGET**	**EXPENDED**	**OVER/UNDER BUDGET (- +)**	**% EXPENDED**
Professional Services	$520,000	$516,197	$3,803	99%
Construction	$5,865,463	$5,794,973	$70,490	99%
Furniture, Fixtures & Equipment	$550,000	$412,793	$137,207	75%
Demolition & Temporary Fire Station	$380,000	$380,000	$0	100%
Contingency	$205,000	$0	$205,000	0%
Debt Issuance Costs	$133,105	$133,105	$0	100%
TOTAL PROJECT	$7,653,568	$7,237,067	$416,501	95%

City of Euless
Capital Project Request

Department:	FLEET & FACILITY OPERATIONS	**Date Prepared:**	June 22,2022
Submitted By:	KYLE MCADAMS	**Date Completed:**	
Project Title:	FY2022 ROOF REPAIRS & PREVENTATIVE MAINTENANCE		
Project Type:	FACILITIES	**Sub-Type:**	ROOF REPLACEMENT/PM
Project Code:	FM2207	**Priority:**	**A**

COUNCIL AUTHORIZATION:

December 14, 2021: Awarded RFP No. 003-22 for roof inspection and assessment services to Bluefin, LLC a division of Mantis Innovation.

RELATIONSHIP TO OTHER PROJECTS AND/OR MASTER PLAN:

Facility Maintenance, in conjunction with Mantis/Blue Innovation, conducted a full roof assessment on 29 city-owned facilities to determine the condition of existing roof structures. The study established a Roof Assessment Maintenance Program (RAMP) for City buildings. The assessment also identified at what point in the future the roofs would likely need repairs, restoration, or full replacement. The facilities previously identified in this project were part of the assessment project.

PROJECT DESCRIPTION:

As a result of the assessment, full replacement of the roof on the finance building is no longer necessary and modification of the project scope significantly reduces estimated costs. The assessment determined that implementation of a comprehensive preventative maintenance plan combined with general roof repairs such as drain repairs, removal of accumulated debris, repairs to edge caps, and general resealing of flashings, curb boxes, and gas/electric service entrances were sufficient to extend the useful life of many of the roofs. As such, project funding has been reallocated to address these needs.

PROJECT SCHEDULE:

Summer 2023

JUSTIFICATION:

The roof assessment conducted in early Spring of 2022 identified structures in need of immediate attention. These structures were categorized as Roof Preventative Maintenance to extend the lives of the roofs or as Roof Repairs to address potential leaks. The proposed preventative maintenance and general repairs suggested for City structures will extend the useful lives of the roofs and defer complete replacement/restoration into the future.

PROJECT TITLE: FY2022 ROOF REPAIRS & PREVENTATIVE MAINTENANCE **PROJECT CODE:** FM2207

NET EFFECTS ON OPERATING AND MAINTENANCE COST (+ OR -) ANNUAL:		**TOTAL ESTIMATED CAPITAL COST:**	
Direct Operating Cost		Roof Preventative Maintenance	$94,000
Personnel:	Full Time		
	Part Time		
Total Salary			
Purchase of Services			
Materials & Supplies			
Utilities			
Subtotal:		**Total Estimated Capital Cost**	$94,000
Maintenance Costs		**Funding Source:**	
		Transfer from:	
		General Fund	$373,000
Subtotal:			
		Transfer to:	
		General CIP Fund Balance	($279,000)
Total Estimated Annual Cost		**Total Funding**	$94,000

CURRENT STATUS

PHASE/FUNDING SOURCE	**BUDGET**	**EXPENDED**	**OVER/UNDER BUDGET (- +)**	**% EXPENDED**
Construction	$94,000	$0	$94,000	0%
TOTAL PROJECT	$94,000	$0	$94,000	0%

City of Euless
Capital Project Request

Department:	FLEET & FACILITY OPERATIONS	**Date Prepared:**	May 17,2022
Submitted By:	KYLE MCADAMS	**Date Completed:**	
Project Title:	FIRE STATION #2		
Project Type:	FACILITIES	**Sub-Type:**	DESIGN & CONSTRUCTION
Project Code:	FM2311	**Priority:**	**A**

COUNCIL AUTHORIZATION:

August 22, 2022: Authorized the City Manager to negotiate and execute an Architectural Services Contract with Oxley Williams Tharp Architects. The estimated expenditure is $525,000.
August 22, 2022: Approved the first and final reading of Ordinance No. 2318, authorizing the issuance of "City Of Euless, Texas, Tax Notes, Series 2022".

RELATIONSHIP TO OTHER PROJECTS AND/OR MASTER PLAN:

The public safety needs assessment conducted in FY2022 identified Fire Station #2 as a candidate for relocation and replacement in order to accommodate fire service operations and to meet the growing needs of the community.

PROJECT DESCRIPTION:

Project scope includes the design and construction of a new Fire Station #2 to be located at 2214 West Euless Boulevard. The proposed project calls for a station of approximately 18,000-19,000 sq. ft. to include four (4) double deep bays to accommodate various sizes of apparatus along with additional bay space for housing of reserve units and other equipment. Living quarters and office space for staff are also included in the project. A three-story fire training tower with an internal stairway and exterior window ports for various forms of ladder training, repelling exercises, and window rescues is also a possibility for this site.

PROJECT SCHEDULE:

Began Design: October 2022
Design Complete: April 2023
Anticipate Begin Construction: July 2023
Anticipate Construction Complete: July 2024

JUSTIFICATION:

The current station located at 1515 Westpark Way can no longer meet the needs of a full-service fire station. This station was constructed in 1998 from the former Fleet Service Center (built 1978). The facility was remodeled to accommodate the fire staff and apparatus bays were constructed on the west side of the building for equipment and vehicles. Minor cosmetic upgrades were performed in 2015 with paint and appliance updates being the primary focus. The needs assessment performed in FY2022 has determined that the current station would not be a candidate for a remodel and the site would not accommodate the size of structure needed to support fire operations.

PROJECT TITLE: FIRE STATION #2 **PROJECT CODE:** FM2311

NET EFFECTS ON OPERATING AND MAINTENANCE COST (+ OR -) ANNUAL:			**TOTAL ESTIMATED CAPITAL COST:**	
Direct Operating Cost			Professional Services	$580,000
Personnel:	Full Time		Construction	$8,669,150
	Part Time	$0	Furniture, Fixtures, & Equip.	$600,000
Total Salary		$0	Testing & Material Services	$80,000
Purchase of Services			Contingency	$420,000
Materials & Supplies				
Utilities				
		$0		
Subtotal:		$0	**Total Estimated Capital Cost**	$10,349,150
Maintenance Costs			**Funding Source:**	
			Transfer from:	
			General Operating/CIP Fund	$1,330,000
			Car Rental Fund	$878,474
		$0	2022 Tax Notes	$7,600,000
Subtotal:		$0	FM2006 - Fire Station #1	$300,000
			Interest Earnings	$165,676
			Interest Earnings (Estimated)	$75,000
Total Estimated Annual Cost		$0	**Total Funding**	$10,349,150

CURRENT STATUS

PHASE/FUNDING SOURCE	**BUDGET**	**EXPENDED**	**OVER/UNDER BUDGET (- +)**	**% EXPENDED**
Professional Services	$580,000	$388,832	$191,168	67%
Construction	$8,669,150	$0	$8,669,150	0%
Furniture, Fixtures, & Equipment	$600,000	$0	$600,000	0%
Contingency	$420,000	$0	$420,000	0%
Testing and Material Services	$80,000	$0	$80,000	0%
TOTAL PROJECT	$10,349,150	$388,832	$9,960,318	4%

City of Euless
Capital Project Request

Department:	FLEET & FACILITY OPERATIONS	**Date Prepared:**	May 17,2022
Submitted By:	KYLE MCADAMS	**Date Completed:**	
Project Title:	POLICE & COURTS BUILDING DESIGN		
Project Type:	FACILITIES	**Sub-Type:**	PROFESSIONAL SERVICES
Project Code:	FM2312	**Priority:**	**A**

COUNCIL AUTHORIZATION:

August 22, 2022: Authorized the City Manager to negotiate and execute an Architectural Services Contract with Oxley Williams Tharp Architects. The estimated expenditure is $960,000.

RELATIONSHIP TO OTHER PROJECTS AND/OR MASTER PLAN:

This project pertains to the City's continued efforts to meet the needs of citizens related to the delivery of increased public safety services and to reconfigure the facility to better provide for those and future needs.

PROJECT DESCRIPTION:

This projects consists of the design work and preliminary construction estimates for the remodel of the current Police & Courts Building located at 1102 West Euless Boulevard. The design work will focus on better utilization of the building by positioning divisions that function together as a team in close proximity, to provide adequate office space for staff, and to provide security improvements, meeting room improvements, and general upgrade of fixtures and furnishings.

PROJECT SCHEDULE:

Began Design: October 2022
Anticipate Design Complete: October 2023

JUSTIFICATION:

Since the building was constructed in the 1999-2000 time frame, the department has realized increased staffing levels, the addition of the Code Enforcement division, and requirements for long-term storage for evidence and additional equipment provided to protect officers. The needs assessment performed in FY2022 determined that the current facility is a good candidate for a remodel and the site can accommodate the structural additions necessary to make such improvements.

PROJECT TITLE: POLICE & COURTS BUILDING DESIGN **PROJECT CODE:** FM2312

NET EFFECTS ON OPERATING AND MAINTENANCE COST (+ OR -) ANNUAL:			**TOTAL ESTIMATED CAPITAL COST:**	
Direct Operating Cost			Professional Services	$960,000
Personnel:	Full Time			
	Part Time	$0		
Total Salary		$0		
Purchase of Services				
Materials & Supplies				
Utilities				
		$0		
Subtotal:		$0	**Total Estimated Capital Cost**	$960,000
Maintenance Costs			**Funding Source:**	
			Transfer from:	
			CCPD Operating Fund	$960,000
		$0		
Subtotal:		$0		
Total Estimated Annual Cost		$0	**Total Funding**	$960,000

CURRENT STATUS

PHASE/FUNDING SOURCE	**BUDGET**	**EXPENDED**	**OVER/UNDER BUDGET (- +)**	**% EXPENDED**
Professional Services	$960,000	$260,948	$699,052	27%
TOTAL PROJECT	$960,000	$260,948	$699,052	27%

City of Euless
Capital Project Request

Department:	TEXAS STAR GOLF COURSE	**Date Prepared:**	May 17,2011
Submitted By:	GLENDA HARTSELL	**Date Completed:**	
Project Title:	TSGC MISCELLANEOUS IMPROVEMENTS		
Project Type:	PARK/RECREATION	**Sub-Type:**	TSGC IMPROVEMENTS
Project Code:	GC1801	**Priority:**	**A**

COUNCIL AUTHORIZATION:

RELATIONSHIP TO OTHER PROJECTS AND/OR MASTER PLAN:

PROJECT DESCRIPTION:

To provide funding to address small capital projects that arise throughout the year at Texas Star Golf Course.

PROJECT SCHEDULE:

JUSTIFICATION:

Without funding for this project, the smaller items identified throughout the year could not be addressed in a timely manner and would have to be postponed until the next budget cycle for funding consideration. Timely response preserves the City's investment in a high-profile asset and maintains the quality service levels expected by patrons.

PROJECT TITLE: TSGC MISCELLANEOUS IMPROVEMENTS **PROJECT CODE:** GC1801

NET EFFECTS ON OPERATING AND MAINTENANCE COST (+ OR -) ANNUAL:			**TOTAL ESTIMATED CAPITAL COST:**	
Direct Operating Cost			Improvements	
Personnel:	Full Time		(Minimum balance $150,000)	
	Part Time	$0		
Total Salary		$0		
Purchase of Services				
Materials & Supplies				
Utilities				
		$0		
Subtotal:		$0	**Total Estimated Capital Cost**	
Maintenance Costs			**Funding Source:**	
			Transfer from:	
			TSGC Reserve Fund	$390,000
			Hotel/Motel Fund	$120,000
		$0	Car Rental Fund	$50,000
Subtotal:		$0	Miscellaneous Other	$27,180
Annual expense		$56,406	Additional Funding Needed:	
			Transfer from: TSGC Reserves	$50,000
Total Estimated Annual Cost		$56,406	**Total Funding**	$637,180

CURRENT STATUS

PHASE/FUNDING SOURCE	**BUDGET**	**EXPENDED**	**OVER/UNDER BUDGET (- +)**	**% EXPENDED**
Improvements	$438,110	$332,230	$105,880	76%
Equipment	$197,070	$142,869	$54,201	72%
Botanical	$2,000	$2,000	$0	100%
TOTAL PROJECT	$637,180	$477,099	$160,081	75%

City of Euless
Capital Project Request

Department:	TEXAS STAR GOLF COURSE	**Date Prepared:**	April 30, 2019
Submitted By:	GLENDA HARTSELL-SHELTON	**Date Completed:**	
Project Title:	TEXAS STAR SLOPE WALL PROTECTION PHASE I		
Project Type:	DRAINAGE	**Sub-Type:**	IMPROVEMENTS
Project Code:	GC2003	**Priority:**	**A**

COUNCIL AUTHORIZATION:

August 3, 2020: Awarded Bid No. 013-20 for Channel Improvements at the Texas Star Golf Course (TSGC), Hole No. 9, and authorized the City Manager to execute a construction contract with Knight Erosion Control, Inc. The estimated expenditure is $124,771.28.
September 8, 2020: Awarded Bid No. 016-20 for Channel Improvements at the Texas Star Golf Course, Hole No. 9, and authorized the City Manager to execute a construction contract with Knight Erosion Control, Inc. The estimated expenditure is $129,970.
June 22, 2021: Ratified City Manager action to proceed with emergency repairs to City property along Hurricane Creek at TSGC. Knight Erosion Control, Inc. performed the work and the estimated expenditure is $74,923.
April 11, 2023: Awarded Bid No. 011-23 for channel improvements at the Texas Star Golf Course to R.C. Retaining Walls, Inc. The estimated expenditure is $130,751.36 with an owner-controlled contingency of five percent of the contractual amount and will be paid from DR9903 and GC2003.

RELATIONSHIP TO OTHER PROJECTS AND/OR MASTER PLAN:

PROJECT DESCRIPTION:

Project scope includes the materials and labor for the installation of slope wall protection at the pedestrian and cart bridges at Texas Star Golf Course on hole #9, along the banks of Hurricane Creek.

PROJECT SCHEDULE:

Began Construction: September 2020
Construction Substantially Completed: September 2021

JUSTIFICATION:

Continued deterioration of creek embankment could threaten the structural integrity of the bridge structures and the ability to navigate the cart path.

PROJECT TITLE: TEXAS STAR SLOPE WALL PROTECTION PHASE I **PROJECT CODE:** GC2003

NET EFFECTS ON OPERATING AND MAINTENANCE COST (+ OR -) ANNUAL:			**TOTAL ESTIMATED CAPITAL COST:**	
Direct Operating Cost			Rip-rap wall	$415,337
Personnel:	Full Time			
	Part Time	$0		
Total Salary		$0		
Purchase of Services				
Materials & Supplies				
Utilities				
		$0		
Subtotal:		$0	**Total Estimated Capital Cost**	$415,337
Maintenance Costs			**Funding Source:**	
			Transfer from:	
			Car Rental CIP Fund Balance	$315,000
			GC2001- #9 Fairway Gabion	
		$0	Wall	$100,337
Subtotal:		$0		
Total Estimated Annual Cost		$0	**Total Funding**	$415,337

CURRENT STATUS

PHASE/FUNDING SOURCE	**BUDGET**	**EXPENDED**	**OVER/UNDER BUDGET (- +)**	**% EXPENDED**
Improvements	$415,337	$398,007	$17,330	96%
TOTAL PROJECT	$415,337	$398,007	$17,330	96%

City of Euless
Capital Project Request

Department:	COMMUNITY SERVICES	**Date Prepared:**	March 23,2004
Submitted By:	RAY MCDONALD	**Date Completed:**	
Project Title:	MISCELLANEOUS PARK IMPROVEMENTS		
Project Type:	EDC	**Sub-Type:**	PARKS
Project Code:	PR0720	**Priority:**	**A**

COUNCIL AUTHORIZATION:

June 9, 2020: Authorized the purchase and installation of sod and irrigation at the Villages of Bear Creek Park, from Tri-Tex Grass, through the BuyBoard Cooperative Purchasing Program. The estimated expenditure is $46,500.
May 23, 2023: Authorized the purchase and installation of a LED lighting system for the pickeball courts. The estimated expenditure is $54,999 and will be paid from PR2308 and PR0720.

RELATIONSHIP TO OTHER PROJECTS AND/OR MASTER PLAN:

The adopted Parks Master Plan recommends funding for system-wide park facilities and amenities upgrades.

PROJECT DESCRIPTION:

The project provides funding for the upgrade and modernization of City parks to include replacement of aged structures such as pavilions, picnic tables, gazebos, signs, safety components, and other park amenities including the addition of a gazebo on Main Street. Park infrastructure and structure painting are included in the scope of the project. Additionally, the project encompasses the installation of trail lighting along the Trails of Euless similar to the lighting installed along the trail through Midway Park. Trailwood Park, Bob Eden Trail, The Preserve at McCormick Park, The Villages of Bear Creek Park, and Heritage Park would also benefit from trail lighting.

PROJECT SCHEDULE:

On-going

JUSTIFICATION:

Pursuant to the recommendations in the Parks Master Plan, park accessibility should be in compliance with the Americans with Disabilities Act. The existing equipment in many park areas is becoming aged and will require refurbishment or replacement in the near term. Additionally, park infrastructure should be maintained at a level that meets citizen expectations.

PROJECT TITLE: MISCELLANEOUS PARK IMPROVEMENTS **PROJECT CODE:** PR0720

NET EFFECTS ON OPERATING AND MAINTENANCE COST (+ OR -) ANNUAL:			**TOTAL ESTIMATED CAPITAL COST:**	
Direct Operating Cost			Fixtures, landscaping, lighting,	
Personnel:	Full Time		& other park and infrastructure	
	Part Time	$0	improvements	
Total Salary		$0		
Purchase of Services			(Minimum balance $100,000)	
Materials & Supplies				
Utilities				
		$0		
Subtotal:		$0	**Total Estimated Capital Cost**	
Maintenance Costs			**Funding Source:**	
			Transfer from:	
			EDC Operating Fund	$1,575,000
			Developer Contribution (TRA)	$10,500
		$0	ES0283 & ES1901	$32,753
Subtotal:		$0	Additional Funding Needed:	
Annual expense		$277,510	Transfer from:	
			EDC Operating Fund	$200,000
Total Estimated Annual Cost		$277,510	**Total Funding**	$1,818,253

CURRENT STATUS

PHASE/FUNDING SOURCE	**BUDGET**	**EXPENDED**	**OVER/UNDER BUDGET (- +)**	**% EXPENDED**
Park Furnishings	$1,378,041	$1,107,244	270,797	80%
Landscaping	$52,521	$42,021	10,500	80%
Contingency	$57,702	$57,702	0	100%
Park Lighting	$121,924	$114,917	7,007	94%
Equipment	$3,170	$3,170	0	100%
Trail/Sidewalk Improvements	$30,795	$30,795	0	100%
Professional Services	$12,280	$12,280	0	100%
Improvements	$129,067	$129,067	0	100%
Improvements (ES0283-Bear Creek Park)	$27,753	$0	27,753	0%
Botanical (ES1901-Barfield Foundation)	$5,000	$0	5,000	0%
TOTAL PROJECT	$1,818,253	$1,497,196	$321,057	82%

City of Euless
Capital Project Request

Department:	COMMUNITY SERVICES	**Date Prepared:**	October 01,2007
Submitted By:	RAY MCDONALD	**Date Completed:**	
Project Title:	PARK IRRIGATION		
Project Type:	EDC	**Sub-Type:**	PARKS
Project Code:	PR0804	**Priority:**	**A**

COUNCIL AUTHORIZATION:

RELATIONSHIP TO OTHER PROJECTS AND/OR MASTER PLAN:

PROJECT DESCRIPTION:

This project provides annual funding to continue efforts to meet irrigation needs throughout the City's park system.

PROJECT SCHEDULE:

Projects will be identified and completed on an as needed basis.

JUSTIFICATION:

This project allows for maintenance and expansion of the irrigation systems throughout the parks system to enhance the overall condition of the landscape and green space.

PROJECT TITLE: PARK IRRIGATION **PROJECT CODE:** PR0804

NET EFFECTS ON OPERATING AND MAINTENANCE COST (+ OR -) ANNUAL:			**TOTAL ESTIMATED CAPITAL COST:**	
Direct Operating Cost			Irrigation	$425,000
Personnel:	Full Time			
	Part Time	$0		
Total Salary		$0		
Purchase of Services				
Materials & Supplies				
Utilities				
		$0		
Subtotal:		$0	**Total Estimated Capital Cost**	$425,000
Maintenance Costs			**Funding Source:**	
			Transfer from:	
			EDC Operating Fund	$400,000
		$0		
Subtotal:		$0	Additional Funding Needed:	
			Transfer from:	
			EDC Operating Fund	$25,000
Total Estimated Annual Cost		$0	**Total Funding**	$425,000

CURRENT STATUS

PHASE/FUNDING SOURCE	**BUDGET**	**EXPENDED**	**OVER/UNDER BUDGET (- +)**	**% EXPENDED**
Irrigation	$425,000	$255,922	169,078	60%
TOTAL PROJECT	$425,000	$255,922	$169,078	60%

City of Euless
Capital Project Request

Department:	COMMUNITY SERVICES	**Date Prepared:**	March 02,2017
Submitted By:	RAY MCDONALD	**Date Completed:**	
Project Title:	WILSHIRE PARK UPGRADES		
Project Type:	PARK/RECREATION	**Sub-Type:**	PARK IMPROVEMENTS
Project Code:	PR2011	**Priority:**	**A**

COUNCIL AUTHORIZATION:

August 20, 2021: Authorized the City Manager to negotiate and execute an Architectural Services Contract with GSBS Architects for the renovation of Wilshire Park. The estimated expenditure is $212,000.
August 22, 2022: Awarded Bid No. 010-22 for the renovation of Wilshire Park and authorized the City Manager to enter into a contract with C. Green Scaping L.P. The estimated expenditure is $1,704,031.

RELATIONSHIP TO OTHER PROJECTS AND/OR MASTER PLAN:

The adopted Parks Master Plan calls for general upgrades and improvements in the overall quality of parks in the City and to develop a high quality parks system that provides activities for all age and interest groups and enhances the adjoining neighborhoods.

PROJECT DESCRIPTION:

Overall park enhancements and improvements to include expanding parking lot, additional amenities such as a pavilion, upgrading playground and playground surface, additional trails with connections to adjacent neighborhood, bridge connections for trail, expanding the floating dock, additional sidewalks, and adding park lighting.

PROJECT SCHEDULE:

Began Design: April 2021
Design Complete: July 2022
Began Construction: January 2023
Anticipate Construction Complete: January 2024

JUSTIFICATION:

As identified in the adopted Parks Master Plan, the municipal park is the foundation of any solid parks and recreation system. The City of Euless parks and recreation system provides residents and visitors with significant personal, social, environmental, and economic benefits. The revitalization efforts that the Euless City Council has focused on over the years has increased the sense of community pride. Wilshire Park is a four acre park located adjacent to Wilshire Elementary School off Sierra Drive. The current amenities at this park include a playground, .25 mile trail and a fishing pier/pond. The project will continue the City Council's revitalization efforts by creating an area that will serve both the passive and active leisure needs of the residents in this area.

PROJECT TITLE: WILSHIRE PARK UPGRADES **PROJECT CODE:** PR2011

NET EFFECTS ON OPERATING AND MAINTENANCE COST (+ OR -) ANNUAL:			**TOTAL ESTIMATED CAPITAL COST:**	
Direct Operating Cost			Development/Prof. Services	$227,292
Personnel:	Full Time		Construction	$1,720,072
	Part Time	$0	Fixtures/Furnishings	$199,000
Total Salary		$0	Landscaping	$76,500
Purchase of Services				
Materials & Supplies				
Utilities				
		$0		
Subtotal:		$0	**Total Estimated Capital Cost**	$2,222,864
Maintenance Costs			**Funding Source:**	
			Transfer from:	
			Car Rental Fund	$1,953,820
			PR1917-Carr Park Imp.	$22,044
		$0	EDC Operating Fund	$475,000
Subtotal:		$0		
			Transfer to:	
			PR1917 - Carr Park Imp.	($228,000)
Total Estimated Annual Cost		$0	**Total Funding**	$2,222,864

CURRENT STATUS

PHASE/FUNDING SOURCE	**BUDGET**	**EXPENDED**	**OVER/UNDER BUDGET (- +)**	**% EXPENDED**
Development/Professional Services	$227,292	$208,824	$18,468	92%
Construction	$1,720,072	$188,015	$1,532,057	11%
Fixtures/Furnishings	$199,000	$0	$199,000	0%
Landscaping	$76,500	$0	$76,500	0%
TOTAL PROJECT	$2,222,864	$396,839	$1,826,025	18%

City of Euless
Capital Project Request

Department:	COMMUNITY SERVICES	**Date Prepared:**	April 30,2008
Submitted By:	RAY MCDONALD	**Date Completed:**	
Project Title:	BLESSING BRANCH PARK IMPROVEMENTS		
Project Type:	PARK/RECREATION	**Sub-Type:**	PARK IMPROVEMENTS
Project Code:	PR2203	**Priority:**	**A**

COUNCIL AUTHORIZATION:

November 8, 2022: Awarded Bid No. 001-23 for the construction of the Blessing Branch Park trail connection to Dean Electric, Inc., dba Dean Construction. The estimated expenditure is $182,250.

RELATIONSHIP TO OTHER PROJECTS AND/OR MASTER PLAN:

This project is a continuation of the overall trail system expansion and general park improvements as identified in the Parks Master Plan.

PROJECT DESCRIPTION:

Blessing Branch Park is a 7.3 acre linear park located on the east side of Main Street across from Midway Park. Currently, the park has only one swing set. This project includes construction of a trail connection from Main Street to the west and Fuller Wiser to the east. Additionally, the project includes a new playground, picnic pads with grills, and some type of shade shelter/pavilion/gazebo. This area currently gets a high volume of foot traffic. Constructing a trail in this linear greenbelt would not only provide a safe, paved access for residents east of Main Street to Midway Park, Midway Park Elementary, and to Trinity High School, but will also help create a renewed sense of quality of life for the residents in that area by enhancing the recreational amenities available.

PROJECT SCHEDULE:

Began Design: March 2022
Design Complete: July 2022
Began Construction: October 2022
Anticipate Construction Complete: September 2023

JUSTIFICATION:

The number one request from Euless citizens as it relates to trails, based on the responses to the needs assessment survey as identified in the Parks Master Plan, was to construct trail connections between existing and/or future park developments. This project not only satisfies that request, but also provides trail connections to neighborhoods, schools, between major thoroughfares, and potentially to future commercial developments to the southeast.

PROJECT TITLE: BLESSING BRANCH PARK IMPROVEMENTS **PROJECT CODE:** PR2203

NET EFFECTS ON OPERATING AND MAINTENANCE COST (+ OR -) ANNUAL:			**TOTAL ESTIMATED CAPITAL COST:**	
Direct Operating Cost			Approximately 28,000 sq ft of	
Personnel:	Full Time		4"x8' concrete trail	$158,480
	Part Time	$0	Playground/Border	$60,000
Total Salary		$0	Picnic pads w/grills	$20,000
Purchase of Services			Shade shelter/pavilion/gazebo	$30,000
Materials & Supplies			Trail Lighting	$50,000
Utilities			Playground chips	$5,400
			Design/Survey/Engineering	$23,800
			Contingency	$17,384
		$0		
Subtotal:		$0	**Total Estimated Capital Cost**	$365,064
Maintenance Costs			**Funding Source:**	
			Transfer from:	
			EDC Operating Fund	$365,064
		$0		
Subtotal:		$0		
Total Estimated Annual Cost		$0	**Total Funding**	$365,064

CURRENT STATUS

PHASE/FUNDING SOURCE	**BUDGET**	**EXPENDED**	**OVER/UNDER BUDGET (- +)**	**% EXPENDED**
Engineering	$23,800	$14,550	$9,250	61%
Contingency	$17,384	$0	$17,384	0%
Trail Construction	$198,480	$195,466	$3,014	98%
Lighting	$50,000	$0	$50,000	0%
Park Furnishings	$75,400	$57,853	$17,547	77%
TOTAL PROJECT	$365,064	$267,870	$97,194	73%

City of Euless
Capital Project Request

Department:	COMMUNITY SERVICES	**Date Prepared:**	May 14,2021
Submitted By:	RAY MCDONALD	**Date Completed:**	
Project Title:	AQUATIC PARK FACILITY UPGRADES		
Project Type:	PARK/RECREATION	**Sub-Type:**	PARK IMPROVEMENTS
Project Code:	PR2305	**Priority:**	**A**

COUNCIL AUTHORIZATION:

January 24, 2023: Authorized the purchase and installation of a pre-manufactured building from Restroom Council Facilities Ltd. to serve as a breakroom for the aquatic staff at the Euless Family Life Aquatic Park . The estimated expenditure is $198,864.

RELATIONSHIP TO OTHER PROJECTS AND/OR MASTER PLAN:

The adopted Parks Master Plan calls for general upgrades and improvements in the overall quality of parks and park amenities in the City and to develop a high quality parks system that provides for all age and interest groups and enhances the adjoining neighborhoods.

PROJECT DESCRIPTION:

Overall aquatic park improvements include amenities such as expanding the lifeguard "shack" area, replacing the netting for the lily pad play feature, weatherproofing the pump room, resurfacing the pool deck, and installing an additional ultra violet filtration system.

PROJECT SCHEDULE:

Began Construction: October 2022
Anticipate Construction Complete: July 2023

JUSTIFICATION:

As identified in the adopted Parks Master Plan, the municipal park is the foundation of any solid parks and recreation system. The City of Euless parks and recreation system provides residents and visitors with significant personal, social, environmental, and economic benefits. The revitalization efforts that the Euless City Council has focused on over the years has increased the sense of community pride. The aquatic park continues to serve about 40,000 patrons each year since it opened in 2013. The proposed project will continue the City Council's commitment to the citizens to provide safe, high quality park and recreational facilities for years to come.

PROJECT TITLE: AQUATIC PARK FACILITY UPGRADES **PROJECT CODE:** PR2305

NET EFFECTS ON OPERATING AND MAINTENANCE COST (+ OR -) ANNUAL:			**TOTAL ESTIMATED CAPITAL COST:**	
Direct Operating Cost			Lifeguard Area Construction	$165,000
Personnel:	Full Time		Weatherproof Pump Room	$75,000
	Part Time	$0	Resurface Pool Deck	$35,000
Total Salary		$0	Upgrade Misc. Play Features	$20,000
Purchase of Services			Miscellaneous Texture Repairs	$20,000
Materials & Supplies				
Utilities				
		$0		
Subtotal:		$0	**Total Estimated Capital Cost**	$315,000
Maintenance Costs			**Funding Source:**	
			Transfer from:	
			EDC Operating Fund	$315,000
		$0		
Subtotal:		$0		
Total Estimated Annual Cost		$0	**Total Funding**	$315,000

CURRENT STATUS

PHASE/FUNDING SOURCE	**BUDGET**	**EXPENDED**	**OVER/UNDER BUDGET (- +)**	**% EXPENDED**
Improvements	$315,000	$258,940	$56,060	82%
TOTAL PROJECT	$315,000	$258,940	$56,060	82%

City of Euless
Capital Project Request

Department:	COMMUNITY SERVICES	**Date Prepared:**	March 08,2022
Submitted By:	RAY MCDONALD	**Date Completed:**	
Project Title:	MIDWAY PARK PICKLEBALL COURTS		
Project Type:	PARK/RECREATION	**Sub-Type:**	PARK IMPROVEMENTS
Project Code:	PR2308	**Priority:**	**A**

COUNCIL AUTHORIZATION:

September 27, 2022: Authorized the construction of four VersaCourt outdoor pickleball courts by Turf Green Courts through the Sourcewell Cooperative Purchasing Agreement. The estimated expenditure is $182,910.
May 23, 2023: Authorized the purchase and installation of a LED lighting system for the pickeball courts. The estimated expenditure is $54,999 and will be paid from PR0720 and PR2308.

RELATIONSHIP TO OTHER PROJECTS AND/OR MASTER PLAN:

Additional recreation courts were included in the Needs Assessment and Identification section of the adopted Parks Master Plan.

PROJECT DESCRIPTION:

Project scope consists of the installation of four pickleball courts located at Midway Park.

PROJECT SCHEDULE:

Began Construction: October 2022
Construction Complete: May 2023
Anticipate Lighting Complete: August 2023

JUSTIFICATION:

The City of Euless has experienced an overwhelming number of requests for dedicated space to play pickleball. The popular game has gained many followers in recent years and has consumed numerous hours of open gym time. By installing four dedicated pickleball courts, competitive leagues can be offered to interested residents. Additionally, the gym will have more open play time.

PROJECT TITLE: MIDWAY PARK PICKLEBALL COURTS **PROJECT CODE:** PR2308

NET EFFECTS ON OPERATING AND MAINTENANCE COST (+ OR -) ANNUAL:			TOTAL ESTIMATED CAPITAL COST:	
Direct Operating Cost			Site Preparation	$7,500
Personnel:	Full Time		Concrete Work	$70,794
	Part Time	$0	Light System	$16,450
Total Salary		$0	Paddle Sets	$250
Purchase of Services			Net Poles, Nets, and Cranks	$1,328
Materials & Supplies			Sport Court Surface	$57,658
Utilities			Black Chain Link 8'	$22,230
			Windscreen 6'	$4,514
			Labor	$7,067
			Freight	$3,179
		$0	5% Contingency	$9,550
Subtotal:		$0	**Total Estimated Capital Cost**	$200,520
Maintenance Costs			**Funding Source:**	
			Transfer from:	
			EDC Operating Fund	$200,520
		$0		
Subtotal:		$0		
Total Estimated Annual Cost		$0	**Total Funding**	$200,520

CURRENT STATUS

PHASE/FUNDING SOURCE	BUDGET	EXPENDED	OVER/UNDER BUDGET (- +)	% EXPENDED
Construction	$200,520	$193,805	$6,715	97%
TOTAL PROJECT	$200,520	$193,805	$6,715	97%

City of Euless
Capital Project Request

Department:	COMMUNITY SERVICES	**Date Prepared:**	May 14,2021
Submitted By:	RAY MCDONALD	**Date Completed:**	
Project Title:	TRAIL LIGHTING – MID-CITIES		
Project Type:	PARK/RECREATION	**Sub-Type:**	PARK IMPROVEMENTS
Project Code:	PR2311	**Priority:**	**A**

COUNCIL AUTHORIZATION:

October 25, 2022: Authorized the purchase and installation of solar LED path and area lighting for a portion of the Trails of Euless extending from Heritage Avenue to Euless Main Street, as well as within Bob Eden Park from Facility Solutions Group. The estimated expenditure is $222,475 and will be paid from PR2310 and PR2311.

RELATIONSHIP TO OTHER PROJECTS AND/OR MASTER PLAN:

Trail-related improvements were included in the Needs Assessment and Identification section of the adopted Parks Master Plan.

PROJECT DESCRIPTION:

Project scope consists of the installation of low level lighting along the trail from Bob Eden Park to Euless Main Street.

PROJECT SCHEDULE:

Began Construction: February 2023
Anticipate Construction Complete: July 2023

JUSTIFICATION:

The City of Euless has experienced significant progress in the last few years in the area of trail development with an extensive network of paved and unpaved trails. The trails system is a valuable asset to the community as it provides a safe means for non-vehicular travel, and also provides an opportunity for a variety of unstructured, low-impact recreational pursuits. The addition of well-placed trail lighting that is frequently maintained improves visibility, increases trail access, and provides convenience for trail users. The development and maintenance of the trails system continues to receive significant support from the citizens as indicated in the responses to the needs assessment survey conducted as a part of the Parks Master Plan update.

PROJECT TITLE: TRAIL LIGHTING – MID-CITIES **PROJECT CODE:** PR2311

NET EFFECTS ON OPERATING AND MAINTENANCE COST (+ OR -) ANNUAL:			**TOTAL ESTIMATED CAPITAL COST:**	
Direct Operating Cost			51 LED Solar Light (40W) with	
Personnel:	Full Time		Motion Sensors	$86,000
	Part Time	$0	51 18ft. Direct Bury Poles	$33,000
Total Salary		$0	Equipment Rental and Labor	$33,000
Purchase of Services				
Materials & Supplies				
Utilities				
		$0		
Subtotal:		$0	**Total Estimated Capital Cost**	$152,000
Maintenance Costs			**Funding Source:**	
			Transfer from	
			EDC Operating Fund	$152,000
		$0		
Subtotal:		$0		
Total Estimated Annual Cost		$0	**Total Funding**	$152,000

CURRENT STATUS

PHASE/FUNDING SOURCE	**BUDGET**	**EXPENDED**	**OVER/UNDER BUDGET (- +)**	**% EXPENDED**
Lighting	$152,000	$72,475	$79,525	48%
TOTAL PROJECT	$152,000	$72,475	$79,525	48%

THE CITY OF
EULESS

CAPITAL IMPROVEMENT PROGRAMS
FY2024 PROPOSED & UNFUNDED PROJECTS - SORTED BY TYPE

Project Description	Priority	Estimated Cost	PROPOSED METHOD OF FINANCING									
			Operating Fund	CIP Fund Balance	Bond/Tax Note	Grants/ Contributions	Impact Fees	Escrow Funds	Car Rental Tax	Other	EDC	To Be Determined
DRAINAGE PROJECTS												
None Currently	A	$ -										
Sub-Total Drainage Priority A-Proposed FY2024		**$ -**										
None Currently	B	$ -										
Sub-Total Drainage Priority B-Unfunded		**$ -**										
None Currently	C	$ -										
Sub-Total Drainage Priority C-Unfunded		**$ -**										
DRAINAGE PROJECTS - TOTAL		**$ -**										
STREET PROJECTS												
FY2024 Street Improvements	A	$ 1,100,000	XX									
Sub-Total Street Priority A-Proposed FY2024		**$ 1,100,000**										
FY2025 Street Improvements [25]	B	$ 1,125,000	XX									
FY2026 Street Improvements [26]	B	$ 1,150,000	XX									
FY2027 Street Improvements [27]	B	$ 1,175,000	XX									
FY2028 Street Improvements [28]	B	$ 1,200,000	XX									
Sub-Total Street Priority B-Unfunded		**$ 4,650,000**										
Cresthaven Drive Reconstruction	C	TBD										XX
East Alexander Lane Reconstruction	C	TBD										XX
Ross Avenue Extension	C	TBD										XX
Sheppard Drive Reconstruction	C	TBD										XX
Vine Street Reconstruction – SH 183 to SH 10	C	TBD										XX
Sub-Total Street Priority C-Unfunded		**$ -**										
STREET PROJECTS - TOTAL		**$ 5,750,000**										
WASTEWATER PROJECTS												
None Currently	A	$ -										
Sub-Total Wastewater Priority A-Proposed FY2024		**$ -**										
FY2025 50th CDBG LR: Fair Oaks Boulevard/Kensington Court [25]	B	$ 316,409				XX						
LR: Oakwood Terrace North Phase I [25]	B	$ 481,000	XX									
FY2026 51st CDBG LR: Fair Oaks Boulevard/Shelmar Drive [26]	B	$ 343,000				XX						
LR: Oakwood Terrace North Phase II [26]	B	$ 510,000	XX									
FY2027 52nd CDBG LR: Fair Oaks Boulevard/Lone Oaks Circle/Twin Oaks Court [27]	B	$ 309,000				XX						
LR: Oakwood Terrace North Phase III [27]	B	$ 480,000	XX									
LR: Cliffwood Road/Shady Creek Drive [28]	B	$ 584,000	XX									
FY2028 53rd CDBG LR: Shady Hollow/Douglas Street [28]	B	$ 322,000				XX						
LR: Woodvine Drive [28]	B	$ 479,000	XX									
Sub-Total Wastewater Priority B-Unfunded		**$ 3,824,409**										
LR: Knob Hill	C	TBD										XX
Sub-Total Wastewater Priority C-Unfunded		**$ -**										
WASTEWATER PROJECTS - TOTAL		**$ 3,824,409**										

LR = Line Replacement

CAPITAL IMPROVEMENT PROGRAMS
FY2024 PROPOSED & UNFUNDED PROJECTS - SORTED BY TYPE

Project Description	Priority	Estimated Cost	PROPOSED METHOD OF FINANCING									
			Operating Fund	CIP Fund Balance	Bond/Tax Note	Grants/ Contributions	Impact Fees	Escrow Funds	Car Rental Tax	Other	EDC	To Be Determined
WATER PROJECTS												
LR: Huntington Drive Phase II	A	$ 520,000	XX									
LR: Sotogrande Boulevard Phase I	A	$ 365,000	XX									
Sub-Total Water Priority A-Proposed FY2024		**$ 885,000**										
LR: Sotogrande Boulevard Phase II [25]	B	$ 400,000	XX									
LR: Sagebrush Trail [26]	B	$ 437,000	XX									
LR: Bell-Hi Addition Phases I & II [27]	B	$ 474,000	XX									
LR: Donley Drive/Donley Court [28]	B	$ 402,000	XX									
Sub-Total Water Priority B-Unfunded		**$ 1,713,000**										
1 Mil Well Replacement	C	TBD										XX
LR: Cresthaven Drive	C	TBD										XX
LR: Dunaway Drive	C	TBD										XX
LR: Knob Hill	C	TBD										XX
LR: Midway Park 3rd Addition	C	TBD										XX
LR: West Euless Boulevard	C	TBD										XX
LR: Westpark Way	C	TBD										XX
Sub-Total Water Priority C-Unfunded		**$ -**										
WATER PROJECTS - TOTAL		**$ 2,598,000**										
OTHER PROJECTS												
Animal Shelter Expansion/Renovation	A	$ 6,125,000							XX			
Parks at Texas Star Lighting Upgrade	A	$ 750,000				$ 117,300					$ 632,700	
Police & Courts Building Remodel	A	$ 25,084,236	$ 1,250,000		$22,000,000					$1,834,236		
Sub-Total Other Priority A-Proposed FY2024		**$ 31,959,236**										
Parks at Texas Star Improvements [25]	B	TBD										XX
Carr Park Trail Connection [26]	B	TBD										XX
Kiddie Carr Park Improvements [26]	B	TBD										XX
Parks at Texas Star Phase VIII [27]	B	TBD										XX
Sub-Total Other Priority B-Unfunded		**$ -**										
Parks at Texas Star Turf – Fenway, Shea, and Jacobs Field	C	TBD										XX
South Euless Park Upgrades	C	TBD										XX
Trail Enhancements Phase I	C	TBD										XX
Trail Enhancements Phase II	C	TBD										XX
Trail Enhancements Villages of Bear Creek	C	TBD										XX
Trailwood Park Improvements	C	TBD										XX
Sub-Total Other Priority C-Unfunded		**$ -**										
OTHER PROJECTS - TOTAL		**$ 31,959,236**										

LR = Line Replacement

CAPITAL IMPROVEMENT PROGRAMS
FY2024 PROPOSED & UNFUNDED PROJECTS - SORTED BY TYPE

			PROPOSED METHOD OF FINANCING									
Project Description	Priority	Estimated Cost	Operating Fund	CIP Fund Balance	Bond/Tax Note	Grants/ Contributions	Impact Fees	Escrow Funds	Car Rental Tax	Other	EDC	To Be Determined
DRAINAGE PROJECTS												
None Currently	A	$ -										
Sub-Total Drainage Priority A-Proposed FY2024		**$ -**										
None Currently	B	$ -										
Sub-Total Drainage Priority B-Unfunded		**$ -**										
None Currently	C	$ -										
Sub-Total Drainage Priority C-Unfunded		**$ -**										
DRAINAGE PROJECTS - TOTAL		**$ -**										

THE CITY OF
EULESS

CAPITAL IMPROVEMENT PROGRAMS
FY2024 PROPOSED & UNFUNDED PROJECTS - SORTED BY TYPE

			PROPOSED METHOD OF FINANCING									
Project Description	**Priority**	**Estimated Cost**	**Operating Fund**	**CIP Fund Balance**	**Bond/Tax Note**	**Grants/ Contributions**	**Impact Fees**	**Escrow Funds**	**Car Rental Tax**	**Other**	**EDC**	**To Be Determined**
STREET PROJECTS												
FY2024 Street Improvements	A	$ 1,100,000	XX									
Sub-Total Street Priority A-Proposed FY2024		**$ 1,100,000**										
FY2025 Street Improvements [25]	B	$ 1,125,000	XX									
FY2026 Street Improvements [26]	B	$ 1,150,000	XX									
FY2027 Street Improvements [27]	B	$ 1,175,000	XX									
FY2028 Street Improvements [28]	B	$ 1,200,000	XX									
Sub-Total Street Priority B-Unfunded		**$ 4,650,000**										
Cresthaven Drive Reconstruction	C	TBD										XX
East Alexander Lane Reconstruction	C	TBD										XX
Ross Avenue Extension	C	TBD										XX
Sheppard Drive Reconstruction	C	TBD										XX
Vine Street Reconstruction – SH 183 to SH 10	C	TBD										XX
STREET PROJECTS - TOTAL		**$ 5,750,000**										

City of Euless
Capital Project Request

Department:	PUBLIC WORKS	**Date Prepared:**	May 31,2019
Submitted By:	HAL CRANOR	**Date Completed:**	
Project Title:	FY2024 STREET IMPROVEMENTS		
Project Type:	STREET	**Sub-Type:**	IMPROVEMENTS
Project Code:		**Priority:**	A

RELATIONSHIP TO OTHER PROJECTS AND/OR MASTER PLAN:

PROJECT DESCRIPTION:

The project consists of edge milling, asphalt overlay, and restriping on various streets prioritized by pavement condition index of the roadways.

PROJECT SCHEDULE:

FY2024

JUSTIFICATION:

The existing asphalt pavement is deteriorating. The asphalt overlay will provide an improved riding surface, extend the life of the roadway, and enhance the appearance of the streets.

PROJECT TITLE: FY2024 STREET IMPROVEMENTS

NET EFFECTS ON OPERATING AND MAINTENANCE COST (+ OR -) ANNUAL:			**TOTAL ESTIMATED CAPITAL COST:**	
Direct Operating Cost			Construction	$1,100,000
Personnel:	Full Time			
	Part Time	$0		
Total Salary		$0		
Purchase of Services				
Materials & Supplies				
Utilities		$0		
Subtotal:		$0		
Maintenance Costs				
		$0		
Subtotal:		$0		
Total Estimated Annual Cost		$0	**Total Estimated Capital Cost**	$1,100,000

PROPOSED METHOD OF FINANCE:		**CURRENT STATUS:**	
Operating Fund	**XX**	Conceptual Design %	0%
Fund Balance		Preliminary Design %	0%
Special Project Fund		Final Plans %	0%
Certificate of Obligation		Specifications %	0%
County, State, Federal Funding		Construction %	0%
General Obligation Bonds			
Revenue Bonds			
Donations			
Supplemental Sales Tax			
Car Rental Tax Fund			
To Be Determined			

ADDITIONAL COMMENTS:

Proposed funding is from General Fund.

City of Euless
Capital Project Request

Department:	PUBLIC WORKS	**Date Prepared:**	May 31,2020
Submitted By:	HAL CRANOR	**Date Completed:**	
Project Title:	FY2025 STREET IMPROVEMENTS		
Project Type:	STREET	**Sub-Type:**	IMPROVEMENTS
Project Code:		**Priority:**	B

RELATIONSHIP TO OTHER PROJECTS AND/OR MASTER PLAN:

PROJECT DESCRIPTION:

The project consists of edge milling, asphalt overlay, and restriping on various streets prioritized by pavement condition index of the roadways.

PROJECT SCHEDULE:

FY2025

JUSTIFICATION:

The existing asphalt pavement is deteriorating. The asphalt overlay will provide an improved riding surface, extend the life of the roadway, and enhance the appearance of the streets.

PROJECT TITLE: FY2025 STREET IMPROVEMENTS

NET EFFECTS ON OPERATING AND MAINTENANCE COST (+ OR -) ANNUAL:			**TOTAL ESTIMATED CAPITAL COST:**	
Direct Operating Cost			Construction	$1,125,000
Personnel:	Full Time			
	Part Time	$0		
Total Salary		$0		
Purchase of Services				
Materials & Supplies				
Utilities		$0		
Subtotal:		$0		
Maintenance Costs				
		$0		
Subtotal:		$0		
Total Estimated Annual Cost		$0	**Total Estimated Capital Cost**	$1,125,000

PROPOSED METHOD OF FINANCE:		**CURRENT STATUS:**	
Operating Fund	**XX**	Conceptual Design %	0%
Fund Balance		Preliminary Design %	0%
Special Project Fund		Final Plans %	0%
Certificate of Obligation		Specifications %	0%
County, State, Federal Funding		Construction %	0%
General Obligation Bonds			
Revenue Bonds			
Donations			
Supplemental Sales Tax			
Car Rental Tax Fund			
To Be Determined			

ADDITIONAL COMMENTS:

Proposed funding is from General Fund.

City of Euless
Capital Project Request

Department:	PUBLIC WORKS	**Date Prepared:**	May 31,2020
Submitted By:	HAL CRANOR	**Date Completed:**	
Project Title:	FY2026 STREET IMPROVEMENTS		
Project Type:	STREET	**Sub-Type:**	IMPROVEMENTS
Project Code:		**Priority:**	B

RELATIONSHIP TO OTHER PROJECTS AND/OR MASTER PLAN:

PROJECT DESCRIPTION:

The project consists of edge milling, asphalt overlay, and restriping on various streets prioritized by pavement condition index of the roadways.

PROJECT SCHEDULE:

FY2026

JUSTIFICATION:

The existing asphalt pavement is deteriorating. The asphalt overlay will provide an improved riding surface, extend the life of the roadway, and enhance the appearance of the streets.

PROJECT TITLE: FY2026 STREET IMPROVEMENTS

NET EFFECTS ON OPERATING AND MAINTENANCE COST (+ OR -) ANNUAL:			**TOTAL ESTIMATED CAPITAL COST:**	
Direct Operating Cost			Construction	$1,150,000
Personnel:	Full Time			
	Part Time	$0		
Total Salary		$0		
Purchase of Services				
Materials & Supplies				
Utilities		$0		
Subtotal:		$0		
Maintenance Costs				
		$0		
Subtotal:		$0		
Total Estimated Annual Cost		$0	**Total Estimated Capital Cost**	$1,150,000

PROPOSED METHOD OF FINANCE:		**CURRENT STATUS:**	
Operating Fund	**XX**	Conceptual Design %	0%
Fund Balance		Preliminary Design %	0%
Special Project Fund		Final Plans %	0%
Certificate of Obligation		Specifications %	0%
County, State, Federal Funding		Construction %	0%
General Obligation Bonds			
Revenue Bonds			
Donations			
Supplemental Sales Tax			
Car Rental Tax Fund			
To Be Determined			

ADDITIONAL COMMENTS:

Proposed funding is from General Fund.

City of Euless
Capital Project Request

Department:	PUBLIC WORKS	**Date Prepared:**	May 31,2022
Submitted By:	HAL CRANOR	**Date Completed:**	
Project Title:	FY2027 STREET IMPROVEMENTS		
Project Type:	STREET	**Sub-Type:**	IMPROVEMENTS
Project Code:		**Priority:**	B

RELATIONSHIP TO OTHER PROJECTS AND/OR MASTER PLAN:

PROJECT DESCRIPTION:

The project consists of edge milling, asphalt overlay, and restriping on various streets prioritized by pavement condition index of the roadways.

PROJECT SCHEDULE:

FY2027

JUSTIFICATION:

The existing asphalt pavement is deteriorating. The asphalt overlay will provide an improved riding surface, extend the life of the roadway, and enhance the appearance of the streets.

PROJECT TITLE: FY2027 STREET IMPROVEMENTS

NET EFFECTS ON OPERATING AND MAINTENANCE COST (+ OR -) ANNUAL:			**TOTAL ESTIMATED CAPITAL COST:**	
Direct Operating Cost			Construction	$1,175,000
Personnel:	Full Time			
	Part Time	$0		
Total Salary		$0		
Purchase of Services				
Materials & Supplies				
Utilities		$0		
Subtotal:		$0		
Maintenance Costs				
		$0		
Subtotal:		$0		
Total Estimated Annual Cost		$0	**Total Estimated Capital Cost**	$1,175,000

PROPOSED METHOD OF FINANCE:		**CURRENT STATUS:**	
Operating Fund	**XX**	Conceptual Design %	0%
Fund Balance		Preliminary Design %	0%
Special Project Fund		Final Plans %	0%
Certificate of Obligation		Specifications %	0%
County, State, Federal Funding		Construction %	0%
General Obligation Bonds			
Revenue Bonds			
Donations			
Supplemental Sales Tax			
Car Rental Tax Fund			
To Be Determined			

ADDITIONAL COMMENTS:

Proposed funding is from General Fund.

City of Euless
Capital Project Request

Department:	PUBLIC WORKS	**Date Prepared:**	May 31,2023
Submitted By:	MAJOR JONES	**Date Completed:**	
Project Title:	FY2028 STREET IMPROVEMENTS		
Project Type:	STREET	**Sub-Type:**	IMPROVEMENTS
Project Code:		**Priority:**	B

RELATIONSHIP TO OTHER PROJECTS AND/OR MASTER PLAN:

PROJECT DESCRIPTION:

The project consists of edge milling, asphalt overlay, and restriping on various streets prioritized by pavement condition index of the roadways.

PROJECT SCHEDULE:

FY2028

JUSTIFICATION:

The existing asphalt pavement is deteriorating. The asphalt overlay will provide an improved riding surface, extend the life of the roadway, and enhance the appearance of the streets.

PROJECT TITLE: FY2028 STREET IMPROVEMENTS

NET EFFECTS ON OPERATING AND MAINTENANCE COST (+ OR -) ANNUAL:			**TOTAL ESTIMATED CAPITAL COST:**	
Direct Operating Cost			Construction	$1,200,000
Personnel:	Full Time			
	Part Time	$0		
Total Salary		$0		
Purchase of Services				
Materials & Supplies				
Utilities		$0		
Subtotal:		$0		
Maintenance Costs				
		$0		
Subtotal:		$0		
Total Estimated Annual Cost		$0	**Total Estimated Capital Cost**	$1,200,000

PROPOSED METHOD OF FINANCE:		**CURRENT STATUS:**	
Operating Fund	**XX**	Conceptual Design %	0%
Fund Balance		Preliminary Design %	0%
Special Project Fund		Final Plans %	0%
Certificate of Obligation		Specifications %	0%
County, State, Federal Funding		Construction %	0%
General Obligation Bonds			
Revenue Bonds			
Donations			
Supplemental Sales Tax			
Car Rental Tax Fund			
To Be Determined			

ADDITIONAL COMMENTS:

Proposed funding is from General Fund.

City of Euless
Capital Project Request

Department:	PUBLIC WORKS	**Date Prepared:**	April 26,2017
Submitted By:	HAL CRANOR	**Date Completed:**	
Project Title:	CRESTHAVEN DRIVE RECONSTRUCTION		
Project Type:	STREET	**Sub-Type:**	IMPROVEMENTS
Project Code:		**Priority:**	C

RELATIONSHIP TO OTHER PROJECTS AND/OR MASTER PLAN:

PROJECT DESCRIPTION:

This project includes the reconstruction of Cresthaven Drive from a two-lane asphalt roadway to a 31' wide curb and gutter concrete street from SH10 to S Pipeline Road.

PROJECT SCHEDULE:

JUSTIFICATION:

To upgrade Cresthaven Drive to a concrete curb and gutter street.

City of Euless
Capital Project Request

Department:	PUBLIC WORKS	**Date Prepared:**	July 23,1999
Submitted By:	RON YOUNG	**Date Completed:**	
Project Title:	EAST ALEXANDER LANE RECONSTRUCTION		
Project Type:	STREET	**Sub-Type:**	IMPROVEMENTS
Project Code:		**Priority:**	C

RELATIONSHIP TO OTHER PROJECTS AND/OR MASTER PLAN:

This minor street serves as a collector type street by conveying traffic to major roadways.

PROJECT DESCRIPTION:

East Alexander Lane will be reconstructed from Main Street to Cullum Drive. It will be reconstructed from a two-lane county type road to a standard 31' wide residential street with underground drainage and sidewalks.

PROJECT SCHEDULE:

JUSTIFICATION:

Reconstruction of this street will decrease the annual maintenance and provide compliance with current City standards.

City of Euless
Capital Project Request

Department:	PUBLIC WORKS	**Date Prepared:**	May 31,2005
Submitted By:	RON YOUNG	**Date Completed:**	
Project Title:	ROSS AVENUE EXTENSION		
Project Type:	STREET	**Sub-Type:**	CONSTRUCTION
Project Code:		**Priority:**	C

RELATIONSHIP TO OTHER PROJECTS AND/OR MASTER PLAN:

This extension of Ross Avenue from the completed section adjacent to the fire station will complete the upgrading of this street.

PROJECT DESCRIPTION:

The construction of the remainder of Ross Avenue from the fire station to the west limit will be in accordance with City standards which includes concrete pavement.

PROJECT SCHEDULE:

JUSTIFICATION:

This construction, in accordance with City standards, will allow the road a long service life and lower the annual maintenance costs.

City of Euless
Capital Project Request

Department:	PUBLIC WORKS	**Date Prepared:**	June 12,2020
Submitted By:	HAL CRANOR	**Date Completed:**	
Project Title:	SHEPPARD DRIVE RECONSTRUCTION		
Project Type:	STREET	**Sub-Type:**	IMPROVEMENTS
Project Code:		**Priority:**	C

RELATIONSHIP TO OTHER PROJECTS AND/OR MASTER PLAN:

PROJECT DESCRIPTION:

This project includes the reconstruction of Sheppard Drive from the west bound service road of SH 183 to Trojan Trail. Sheppard Drive is currently an open section asphalt street that includes a small section of concrete curb and gutter. The road will be reconstructed as a concrete roadway with curb and gutter. No storm drain system will need to be constructed.

PROJECT SCHEDULE:

JUSTIFICATION:

To upgrade Sheppard Drive to a concrete curb and gutter street.

City of Euless
Capital Project Request

Department:	PUBLIC WORKS	**Date Prepared:**	April 28,2015
Submitted By:	HAL CRANOR	**Date Completed:**	
Project Title:	VINE STREET RECONSTRUCTION – SH 183 TO SH 10		
Project Type:	STREET	**Sub-Type:**	IMPROVEMENTS
Project Code:		**Priority:**	C

RELATIONSHIP TO OTHER PROJECTS AND/OR MASTER PLAN:

Vine Street is not identified in the City's Master Thoroughfare Plan.

PROJECT DESCRIPTION:

The project consists of the reconstruction of Vine Street from SH 183 to SH 10.

PROJECT SCHEDULE:

JUSTIFICATION:

The City has received street escrow funds from several developments along Vine Street. When development is complete, it would be appropriate for the City to reconstruct the existing roadway.

CAPITAL IMPROVEMENT PROGRAMS
FY2024 PROPOSED & UNFUNDED PROJECTS - SORTED BY TYPE

Project Description	Priority	Estimated Cost	PROPOSED METHOD OF FINANCING									
			Operating Fund	CIP Fund Balance	Bond/Tax Note	Grants/ Contributions	Impact Fees	Escrow Funds	Car Rental Tax	Other	EDC	To Be Determined
WASTEWATER PROJECTS												
None Currently	A	$ -										
Sub-Total Wastewater Priority A-Proposed FY2024		**$ -**										
FY2025 50th CDBG LR: Fair Oaks Boulevard/Kensington Court[25]	B	$ 316,409				XX						
LR: Oakwood Terrace North Phase I [25]	B	$ 481,000	XX									
FY2026 51st CDBG LR: Fair Oaks Boulevard/Shelmar Drive[26]	B	$ 343,000				XX						
LR: Oakwood Terrace North Phase II [26]	B	$ 510,000	XX									
FY2027 52nd CDBG LR: Fair Oaks Boulevard/Lone Oaks Circle/Twin Oaks Court[27]	B	$ 309,000				XX						
LR: Oakwood Terrace North Phase III [27]	B	$ 480,000	XX									
LR: Cliffwood Road/Shady Creek Drive[28]	B	$ 584,000	XX									
FY2028 53rd CDBG LR: Shady Hollow/Douglas Street[28]	B	$ 322,000				XX						
LR: Woodvine Drive [28]	B	$ 479,000	XX									
Sub-Total Wastewater Priority B-Unfunded		**$ 3,824,409**										
LR: Knob Hill	C	TBD										XX
Sub-Total Wastewater Priority C-Unfunded		**$ -**										
WASTEWATER PROJECTS - TOTAL		**$ 3,824,409**										

LR = Line Replacement

City of Euless
Capital Project Request

Department:	PUBLIC WORKS	**Date Prepared:**	March 29,2023
Submitted By:	MAJOR JONES	**Date Completed:**	
Project Title:	50TH CDBG LINE REPLACEMENT – FAIR OAKS BLVD/KENSINGER CT		
Project Type:	WASTEWATER	**Sub-Type:**	MAIN REPLACEMENT
Project Code:		**Priority:**	B

RELATIONSHIP TO OTHER PROJECTS AND/OR MASTER PLAN:

The wastewater mains included in this project are part of the City's Wastewater System Master Plan.

PROJECT DESCRIPTION:

The project consists of the replacement of the following wastewater mains:

1. Along Fair Oaks Boulevard from Shelmar Drive to Ash Lane and
2. Kensinger Court.

(50th year CDBG project)

PROJECT SCHEDULE:

FY2025

JUSTIFICATION:

Many wastewater mains throughout the City are 50+ years old. Most of these lines are clay tile and are susceptible to ground movement, pulled joints, root infiltration, and deterioration from hydrogen sulfide gas. Many are substandard in size and have inflow/infiltration problems. This project is part of the systematic replacement of wastewater mains using a worst-first approach to reduce maintenance costs and customer problems.

PROJECT TITLE: 50TH CDBG LINE REPLACEMENT – FAIR OAKS BLVD/KENSINGER CT

NET EFFECTS ON OPERATING AND MAINTENANCE COST (+ OR -) ANNUAL:			**TOTAL ESTIMATED CAPITAL COST:**	
Direct Operating Cost			Engineering	$48,017
Personnel:	Full Time		Construction	$268,392
	Part Time	$0		
Total Salary		$0		
Purchase of Services				
Materials & Supplies				
Utilities		$0		
Subtotal:		$0		
Maintenance Costs				
		$0		
Subtotal:		$0		
Total Estimated Annual Cost		$0	**Total Estimated Capital Cost**	$316,409

PROPOSED METHOD OF FINANCE:		**CURRENT STATUS:**	
Operating Fund		Conceptual Design %	0%
Fund Balance		Preliminary Design %	0%
Special Project Fund		Final Plans %	0%
Certificate of Obligation		Specifications %	0%
County, State, Federal Funding	**XX**	Construction %	0%
General Obligation Bonds			
Revenue Bonds			
Donations			
Supplemental Sales Tax			
Car Rental Tax Fund			
To Be Determined			

ADDITIONAL COMMENTS:

Project is contingent upon actual CDBG funding availability.

City of Euless
Capital Project Request

Department:	PUBLIC WORKS	**Date Prepared:**	March 30,2023
Submitted By:	MAJOR JONES	**Date Completed:**	
Project Title:	LINE REPLACEMENT – OAKWOOD TERRACE NORTH PHASE I		
Project Type:	WASTEWATER	**Sub-Type:**	MAIN REPLACEMENT
Project Code:		**Priority:**	B

RELATIONSHIP TO OTHER PROJECTS AND/OR MASTER PLAN:

The wastewater mains included in this project are part of the City's Wastewater System Master Plan.

PROJECT DESCRIPTION:

The project consists of the replacement of wastewater mains between Mary Drive and Marlene Drive from Eastcliff Drive to Marlene Drive.

PROJECT SCHEDULE:

FY2025

JUSTIFICATION:

Many wastewater mains throughout the City are 50+ years old. Most of these lines are clay tile and are susceptible to ground movement, pulled joints, root infiltration, and deterioration from hydrogen sulfide gas. Many are substandard in size and have inflow/infiltration problems. This project is part of the systematic replacement of wastewater mains using a worst-first approach to reduce maintenance costs and customer problems.

PROJECT TITLE: LINE REPLACEMENT – OAKWOOD TERRACE NORTH PHASE I

NET EFFECTS ON OPERATING AND MAINTENANCE COST (+ OR -) ANNUAL:			**TOTAL ESTIMATED CAPITAL COST:**	
Direct Operating Cost			Engineering	$80,000
Personnel:	Full Time		Construction	$401,000
	Part Time	$0		
Total Salary		$0		
Purchase of Services				
Materials & Supplies				
Utilities		$0		
Subtotal:		$0		
Maintenance Costs				
		$0		
Subtotal:		$0		
Total Estimated Annual Cost		$0	**Total Estimated Capital Cost**	$481,000

PROPOSED METHOD OF FINANCE:		**CURRENT STATUS:**	
Operating Fund	**XX**	Conceptual Design %	0%
Fund Balance		Preliminary Design %	0%
Special Project Fund		Final Plans %	0%
Certificate of Obligation		Specifications %	0%
County, State, Federal Funding		Construction %	0%
General Obligation Bonds			
Revenue Bonds			
Donations			
Supplemental Sales Tax			
Car Rental Tax Fund			
To Be Determined			

ADDITIONAL COMMENTS:

Proposed funding is from W/WW Operating Fund.

City of Euless
Capital Project Request

Department:	PUBLIC WORKS	**Date Prepared:**	March 29,2023
Submitted By:	MAJOR JONES	**Date Completed:**	
Project Title:	51ST CDBG LINE REPLACEMENT – FAIR OAKS BLVD/SHELMAR DRIVE		
Project Type:	WASTEWATER	**Sub-Type:**	MAIN REPLACEMENT
Project Code:		**Priority:**	B

RELATIONSHIP TO OTHER PROJECTS AND/OR MASTER PLAN:

The wastewater mains included in this project are part of the City's Wastewater System Master Plan.

PROJECT DESCRIPTION:

The project consists of the replacement of the following wastewater mains:

1. Along Fair Oaks Boulevard from Shelmar Drive to Lone Oak Circle and
2. Along Shelmar Drive from Aransas Drive to Cedar Ridge Terrace.

(51st year CDBG project)

PROJECT SCHEDULE:

FY2026

JUSTIFICATION:

Many wastewater mains throughout the City are 50+ years old. Most of these lines are clay tile and are susceptible to ground movement, pulled joints, root infiltration, and deterioration from hydrogen sulfide gas. Many are substandard in size and have inflow/infiltration problems. This project is part of the systematic replacement of wastewater mains using a worst-first approach to reduce maintenance costs and customer problems.

PROJECT TITLE: 51ST CDBG LINE REPLACEMENT – FAIR OAKS BLVD/SHELMAR DRIVE

NET EFFECTS ON OPERATING AND MAINTENANCE COST (+ OR -) ANNUAL:			**TOTAL ESTIMATED CAPITAL COST:**	
Direct Operating Cost			Engineering	$43,000
Personnel:	Full Time		Construction	$300,000
	Part Time	$0		
Total Salary		$0		
Purchase of Services				
Materials & Supplies				
Utilities		$0		
Subtotal:		$0		
Maintenance Costs				
		$0		
Subtotal:		$0		
Total Estimated Annual Cost		$0	**Total Estimated Capital Cost**	$343,000

PROPOSED METHOD OF FINANCE:		**CURRENT STATUS:**	
Operating Fund		Conceptual Design %	0%
Fund Balance		Preliminary Design %	0%
Special Project Fund		Final Plans %	0%
Certificate of Obligation		Specifications %	0%
County, State, Federal Funding	**XX**	Construction %	0%
General Obligation Bonds			
Revenue Bonds			
Donations			
Supplemental Sales Tax			
Car Rental Tax Fund			
To Be Determined			

ADDITIONAL COMMENTS:

Project is contingent upon actual CDBG funding availability.

City of Euless
Capital Project Request

Department:	PUBLIC WORKS	**Date Prepared:**	March 30,2023
Submitted By:	MAJOR JONES	**Date Completed:**	
Project Title:	LINE REPLACEMENT – OAKWOOD TERRACE NORTH PHASE II		
Project Type:	WASTEWATER	**Sub-Type:**	MAIN REPLACEMENT
Project Code:		**Priority:**	B

RELATIONSHIP TO OTHER PROJECTS AND/OR MASTER PLAN:

The wastewater mains included in this project are part of the City's Wastewater System Master Plan.

PROJECT DESCRIPTION:

The project consists of the replacement of the following wastewater mains:

1. Along Eastcliff Drive from Mary Drive to Tyler Avenue and
2. 607-805 Commerce Street.

PROJECT SCHEDULE:

FY2026

JUSTIFICATION:

Many wastewater mains throughout the City are 50+ years old. Most of these lines are clay tile and are susceptible to ground movement, pulled joints, root infiltration, and deterioration from hydrogen sulfide gas. Many are substandard in size and have inflow/infiltration problems. This project is part of the systematic replacement of wastewater mains using a worst-first approach to reduce maintenance costs and customer problems.

PROJECT TITLE: LINE REPLACEMENT – OAKWOOD TERRACE NORTH PHASE II

NET EFFECTS ON OPERATING AND MAINTENANCE COST (+ OR -) ANNUAL:			**TOTAL ESTIMATED CAPITAL COST:**	
Direct Operating Cost			Engineering	$85,000
Personnel:	Full Time		Construction	$425,000
	Part Time	$0		
Total Salary		$0		
Purchase of Services				
Materials & Supplies				
Utilities		$0		
Subtotal:		$0		
Maintenance Costs				
		$0		
Subtotal:		$0		
Total Estimated Annual Cost		$0	**Total Estimated Capital Cost**	$510,000

PROPOSED METHOD OF FINANCE:		**CURRENT STATUS:**	
Operating Fund	**XX**	Conceptual Design %	0%
Fund Balance		Preliminary Design %	0%
Special Project Fund		Final Plans %	0%
Certificate of Obligation		Specifications %	0%
County, State, Federal Funding		Construction %	0%
General Obligation Bonds			
Revenue Bonds			
Donations			
Supplemental Sales Tax			
Car Rental Tax Fund			
To Be Determined			

ADDITIONAL COMMENTS:

Proposed funding is from W/WW Operating Fund.

City of Euless
Capital Project Request

Department:	PUBLIC WORKS	**Date Prepared:**	March 29,2023
Submitted By:	MAJOR JONES	**Date Completed:**	
Project Title:	52ND CDBG LINE REPLACEMENT – FAIR OAKS BLVD/LONE OAK CIR/TWIN OAKS CT		
Project Type:	WASTEWATER	**Sub-Type:**	MAIN REPLACEMENT
Project Code:		**Priority:**	B

RELATIONSHIP TO OTHER PROJECTS AND/OR MASTER PLAN:

The wastewater mains included in this project are part of the City's Wastewater System Master Plan.

PROJECT DESCRIPTION:

The project consists of the replacement of the following wastewater mains:

1. Along Fair Oaks Blvd from Lone Oak Circle to Twin Oaks Court,
2. Lone Oak Circle, and
3. Twin Oaks Court.

(52nd year CDBG project)

PROJECT SCHEDULE:

FY2027

JUSTIFICATION:

Many wastewater mains throughout the City are 50+ years old. Most of these lines are clay tile and are susceptible to ground movement, pulled joints, root infiltration, and deterioration from hydrogen sulfide gas. Many are substandard in size and have inflow/infiltration problems. This project is part of the systematic replacement of wastewater mains using a worst-first approach to reduce maintenance costs and customer problems.

PROJECT TITLE: 52ND CDBG LINE REPLACEMENT – FAIR OAKS BLVD/LONE OAK CIR/TWIN OAKS CT

NET EFFECTS ON OPERATING AND MAINTENANCE COST (+ OR -) ANNUAL:			**TOTAL ESTIMATED CAPITAL COST:**	
Direct Operating Cost			Engineering	$39,000
Personnel:	Full Time		Construction	$270,000
	Part Time	$0		
Total Salary		$0		
Purchase of Services				
Materials & Supplies				
Utilities		$0		
Subtotal:		$0		
Maintenance Costs				
		$0		
Subtotal:		$0		
Total Estimated Annual Cost		$0	**Total Estimated Capital Cost**	$309,000

PROPOSED METHOD OF FINANCE:		**CURRENT STATUS:**	
Operating Fund		Conceptual Design %	0%
Fund Balance		Preliminary Design %	0%
Special Project Fund		Final Plans %	0%
Certificate of Obligation		Specifications %	0%
County, State, Federal Funding	**XX**	Construction %	0%
General Obligation Bonds			
Revenue Bonds			
Donations			
Supplemental Sales Tax			
Car Rental Tax Fund			
To Be Determined			

ADDITIONAL COMMENTS:

Project is contingent upon actual CDBG funding availability.

City of Euless
Capital Project Request

Department:	PUBLIC WORKS	**Date Prepared:**	March 30,2023
Submitted By:	MAJOR JONES	**Date Completed:**	
Project Title:	LINE REPLACEMENT – OAKWOOD TERRACE NORTH PHASE III		
Project Type:	WASTEWATER	**Sub-Type:**	MAIN REPLACEMENT
Project Code:		**Priority:**	B

RELATIONSHIP TO OTHER PROJECTS AND/OR MASTER PLAN:

The wastewater mains included in this project are part of the City's Wastewater System Master Plan.

PROJECT DESCRIPTION:

The project consists of the replacement of the wastewater mains between Tyler Avenue and Marlene Drive from Eastcliff Drive to Commerce Street.

PROJECT SCHEDULE:

FY2027

JUSTIFICATION:

Many wastewater mains throughout the City are 50+ years old. Most of these lines are clay tile and are susceptible to ground movement, pulled joints, root infiltration, and deterioration from hydrogen sulfide gas. Many are substandard in size and have inflow/infiltration problems. This project is part of the systematic replacement of wastewater mains using a worst-first approach to reduce maintenance costs and customer problems.

PROJECT TITLE: LINE REPLACEMENT – OAKWOOD TERRACE NORTH PHASE III

NET EFFECTS ON OPERATING AND MAINTENANCE COST (+ OR -) ANNUAL:			**TOTAL ESTIMATED CAPITAL COST:**	
Direct Operating Cost			Engineering	$80,000
Personnel:	Full Time		Construction	$400,000
	Part Time	$0		
Total Salary		$0		
Purchase of Services				
Materials & Supplies				
Utilities		$0		
Subtotal:		$0		
Maintenance Costs				
		$0		
Subtotal:		$0		
Total Estimated Annual Cost		$0	**Total Estimated Capital Cost**	$480,000

PROPOSED METHOD OF FINANCE:		**CURRENT STATUS:**	
Operating Fund	**XX**	Conceptual Design %	0%
Fund Balance		Preliminary Design %	0%
Special Project Fund		Final Plans %	0%
Certificate of Obligation		Specifications %	0%
County, State, Federal Funding		Construction %	0%
General Obligation Bonds			
Revenue Bonds			
Donations			
Supplemental Sales Tax			
Car Rental Tax Fund			
To Be Determined			

ADDITIONAL COMMENTS:

Proposed funding is from W/WW Operating Fund.

City of Euless
Capital Project Request

Department:	PUBLIC WORKS	**Date Prepared:**	March 30,2023
Submitted By:	MAJOR JONES	**Date Completed:**	
Project Title:	LINE REPLACEMENT – CLIFFWOOD ROAD/SHADY CREEK DRIVE		
Project Type:	WASTEWATER	**Sub-Type:**	MAIN REPLACEMENT
Project Code:		**Priority:**	B

RELATIONSHIP TO OTHER PROJECTS AND/OR MASTER PLAN:

The wastewater mains included in this project are part of the City's Wastewater System Master Plan.

PROJECT DESCRIPTION:

The project consists of the replacement of the following wastewater mains:

1. 1309-1509 Cliffwood Road and
2. 3905-4003 Shady Creek Drive.

PROJECT SCHEDULE:

FY2028

JUSTIFICATION:

Many wastewater mains throughout the City are 50+ years old. Most of these lines are clay tile and are susceptible to ground movement, pulled joints, root infiltration, and deterioration from hydrogen sulfide gas. Many are substandard in size and have inflow/infiltration problems. This project is part of the systematic replacement of wastewater mains using a worst-first approach to reduce maintenance costs and customer problems.

PROJECT TITLE: LINE REPLACEMENT – CLIFFWOOD ROAD/SHADY CREEK DRIVE

NET EFFECTS ON OPERATING AND MAINTENANCE COST (+ OR -) ANNUAL:			**TOTAL ESTIMATED CAPITAL COST:**	
Direct Operating Cost			Engineering	$97,000
Personnel:	Full Time		Construction	$487,000
	Part Time	$0		
Total Salary		$0		
Purchase of Services				
Materials & Supplies				
Utilities		$0		
Subtotal:		$0		
Maintenance Costs				
		$0		
Subtotal:		$0		
Total Estimated Annual Cost		$0	**Total Estimated Capital Cost**	$584,000

PROPOSED METHOD OF FINANCE:		**CURRENT STATUS:**	
Operating Fund	**XX**	Conceptual Design %	0%
Fund Balance		Preliminary Design %	0%
Special Project Fund		Final Plans %	0%
Certificate of Obligation		Specifications %	0%
County, State, Federal Funding		Construction %	0%
General Obligation Bonds			
Revenue Bonds			
Donations			
Supplemental Sales Tax			
Car Rental Tax Fund			
To Be Determined			

ADDITIONAL COMMENTS:

Proposed funding is from W/WW Operating Fund.

City of Euless
Capital Project Request

Department:	PUBLIC WORKS	**Date Prepared:**	March 29,2023
Submitted By:	MAJOR JONES	**Date Completed:**	
Project Title:	53RD CDBG LINE REPLACEMENT – SHADY HOLLOW/DOUGLAS STREET		
Project Type:	WASTEWATER	**Sub-Type:**	MAIN REPLACEMENT
Project Code:		**Priority:**	B

RELATIONSHIP TO OTHER PROJECTS AND/OR MASTER PLAN:

The wastewater mains included in this project are part of the City's Wastewater System Master Plan.

PROJECT DESCRIPTION:

The project consists of the replacement of the following wastewater mains:

1. Shady Hollow and
2. 503-1200 Douglas Street.

(53rd year CDBG project)

PROJECT SCHEDULE:

FY2028

JUSTIFICATION:

Many wastewater mains throughout the City are 50+ years old. Most of these lines are clay tile and are susceptible to ground movement, pulled joints, root infiltration, and deterioration from hydrogen sulfide gas. Many are substandard in size and have inflow/infiltration problems. This project is part of the systematic replacement of wastewater mains using a worst-first approach to reduce maintenance costs and customer problems.

PROJECT TITLE: 53RD CDBG LINE REPLACEMENT – SHADY HOLLOW/DOUGLAS STREET

NET EFFECTS ON OPERATING AND MAINTENANCE COST (+ OR -) ANNUAL:			**TOTAL ESTIMATED CAPITAL COST:**	
Direct Operating Cost			Engineering	$41,000
Personnel:	Full Time		Construction	$281,000
	Part Time	$0		
Total Salary		$0		
Purchase of Services				
Materials & Supplies				
Utilities		$0		
Subtotal:		$0		
Maintenance Costs				
		$0		
Subtotal:		$0		
Total Estimated Annual Cost		$0	**Total Estimated Capital Cost**	$322,000

PROPOSED METHOD OF FINANCE:		**CURRENT STATUS:**	
Operating Fund		Conceptual Design %	0%
Fund Balance		Preliminary Design %	0%
Special Project Fund		Final Plans %	0%
Certificate of Obligation		Specifications %	0%
County, State, Federal Funding	**XX**	Construction %	0%
General Obligation Bonds			
Revenue Bonds			
Donations			
Supplemental Sales Tax			
Car Rental Tax Fund			
To Be Determined			

ADDITIONAL COMMENTS:

Project is contingent upon actual CDBG funding availability.

City of Euless
Capital Project Request

Department:	PUBLIC WORKS	**Date Prepared:**	March 30,2023
Submitted By:	MAJOR JONES	**Date Completed:**	
Project Title:	LINE REPLACEMENT – WOODVINE DRIVE		
Project Type:	WASTEWATER	**Sub-Type:**	MAIN REPLACEMENT
Project Code:		**Priority:**	B

RELATIONSHIP TO OTHER PROJECTS AND/OR MASTER PLAN:

The wastewater mains included in this project are part of the City's Wastewater System Master Plan.

PROJECT DESCRIPTION:

The project consists of the replacement of the wastewater mains located at 1306-3803 Woodvine Drive.

PROJECT SCHEDULE:

FY2028

JUSTIFICATION:

Many wastewater mains throughout the City are 50+ years old. Most of these lines are clay tile and are susceptible to ground movement, pulled joints, root infiltration, and deterioration from hydrogen sulfide gas. Many are substandard in size and have inflow/infiltration problems. This project is part of the systematic replacement of wastewater mains using a worst-first approach to reduce maintenance costs and customer problems.

PROJECT TITLE: LINE REPLACEMENT – WOODVINE DRIVE

NET EFFECTS ON OPERATING AND MAINTENANCE COST (+ OR -) ANNUAL:			**TOTAL ESTIMATED CAPITAL COST:**	
Direct Operating Cost			Engineering	$79,000
Personnel:	Full Time		Construction	$400,000
	Part Time	$0		
Total Salary		$0		
Purchase of Services				
Materials & Supplies				
Utilities		$0		
Subtotal:		$0		
Maintenance Costs				
		$0		
Subtotal:		$0		
Total Estimated Annual Cost		$0	**Total Estimated Capital Cost**	$479,000

PROPOSED METHOD OF FINANCE:		**CURRENT STATUS:**	
Operating Fund	**XX**	Conceptual Design %	0%
Fund Balance		Preliminary Design %	0%
Special Project Fund		Final Plans %	0%
Certificate of Obligation		Specifications %	0%
County, State, Federal Funding		Construction %	0%
General Obligation Bonds			
Revenue Bonds			
Donations			
Supplemental Sales Tax			
Car Rental Tax Fund			
To Be Determined			

ADDITIONAL COMMENTS:

Proposed funding is from W/WW Operating Fund.

City of Euless
Capital Project Request

Department:	PUBLIC WORKS	**Date Prepared:**	May 11,2022
Submitted By:	HAL CRANOR	**Date Completed:**	
Project Title:	LINE REPLACEMENT – KNOB HILL		
Project Type:	WASTEWATER	**Sub-Type:**	MAIN REPLACEMENT
Project Code:		**Priority:**	C

RELATIONSHIP TO OTHER PROJECTS AND/OR MASTER PLAN:

The wastewater mains included in this project are part of the City's Wastewater System Master Plan.

PROJECT DESCRIPTION:

The project consists of the replacement of all City maintained wastewater mains located at Knob Hill.

PROJECT SCHEDULE:

JUSTIFICATION:

Many wastewater mains throughout the City are 50+ years old. Most of these lines are clay tile and are susceptible to ground movement, pulled joints, root infiltration, and deterioration from hydrogen sulfide gas. Many are substandard in size and have inflow/infiltration problems. This project is part of the systematic replacement of wastewater mains using a worst-first approach to reduce maintenance costs and customer problems.

CAPITAL IMPROVEMENT PROGRAMS
FY2024 PROPOSED & UNFUNDED PROJECTS - SORTED BY TYPE

Project Description	Priority	Estimated Cost	PROPOSED METHOD OF FINANCING									
			Operating Fund	CIP Fund Balance	Bond/Tax Note	Grants/ Contributions	Impact Fees	Escrow Funds	Car Rental Tax	Other	EDC	To Be Determined
WATER PROJECTS												
LR: Huntington Drive Phase II	A	$ 520,000	XX									
LR: Sotogrande Boulevard Phase I	A	$ 365,000	XX									
Sub-Total Water Priority A-Proposed FY2024		**$ 885,000**										
LR: Sotogrande Boulevard Phase II [25]	B	$ 400,000	XX									
LR: Sagebrush Trail [26]	B	$ 437,000	XX									
LR: Bell-Hi Addition Phases I & II [27]	B	$ 474,000	XX									
LR: Donley Drive/Donley Court [28]	B	$ 402,000	XX									
Sub-Total Water Priority B-Unfunded		**$ 1,713,000**										
1 Mil Well Replacement	C	TBD										XX
LR: Cresthaven Drive	C	TBD										XX
LR: Dunaway Drive	C	TBD										XX
LR: Knob Hill	C	TBD										XX
LR: Midway Park 3rd Addition	C	TBD										XX
LR: West Euless Boulevard	C	TBD										XX
LR: Westpark Way	C	TBD										XX
Sub-Total Water Priority C-Unfunded		**$ -**										
WATER PROJECTS - TOTAL		**$ 2,598,000**										

LR = Line Replacement

City of Euless
Capital Project Request

Department:	PUBLIC WORKS	**Date Prepared:**	June 08,2023
Submitted By:	MAJOR JONES	**Date Completed:**	
Project Title:	LINE REPLACEMENT – HUNTINGTON DRIVE PHASE II		
Project Type:	WATER	**Sub-Type:**	MAIN REPLACEMENT
Project Code:		**Priority:**	A

RELATIONSHIP TO OTHER PROJECTS AND/OR MASTER PLAN:

The water mains included in this project are part of the City's Water System Master Plan.

PROJECT DESCRIPTION:

The project consists of the replacement of an existing 6 inch asbestos concrete water line located along Huntington Drive between East Huitt Lane and Koen Lane. Additionally, replacement of lateral tie-ins located on North Atkerson Lane and Koen Lane will be included as well.

PROJECT SCHEDULE:

FY2024

JUSTIFICATION:

Many water mains throughout the City are 50+ years old. Most of these lines are cast iron and asbestos concrete and are susceptible to deterioration, leaks, contamination, and damage. This project is part of the systematic replacement of water mains using a worst-first approach to reduce maintenance costs and customer problems.

PROJECT TITLE: LINE REPLACEMENT – HUNTINGTON DRIVE PHASE II

NET EFFECTS ON OPERATING AND MAINTENANCE COST (+ OR -) ANNUAL:			**TOTAL ESTIMATED CAPITAL COST:**	
Direct Operating Cost			Engineering	$15,000
Personnel:	Full Time		Construction	$505,000
	Part Time	$0		
Total Salary		$0		
Purchase of Services				
Materials & Supplies				
Utilities		$0		
Subtotal:		$0		
Maintenance Costs				
		$0		
Subtotal:		$0		
Total Estimated Annual Cost		$0	**Total Estimated Capital Cost**	$520,000

PROPOSED METHOD OF FINANCE:		**CURRENT STATUS:**	
Operating Fund	**XX**	Conceptual Design %	0%
Fund Balance		Preliminary Design %	0%
Special Project Fund		Final Plans %	0%
Certificate of Obligation		Specifications %	0%
County, State, Federal Funding		Construction %	0%
General Obligation Bonds			
Revenue Bonds			
Donations			
Supplemental Sales Tax			
Car Rental Tax Fund			
To Be Determined			

ADDITIONAL COMMENTS:

Proposed funding is from W/WW Operating Fund.

THE CITY OF
EULESS

LINE REPLACEMENT – HUNTINGTON DRIVE PHASE II

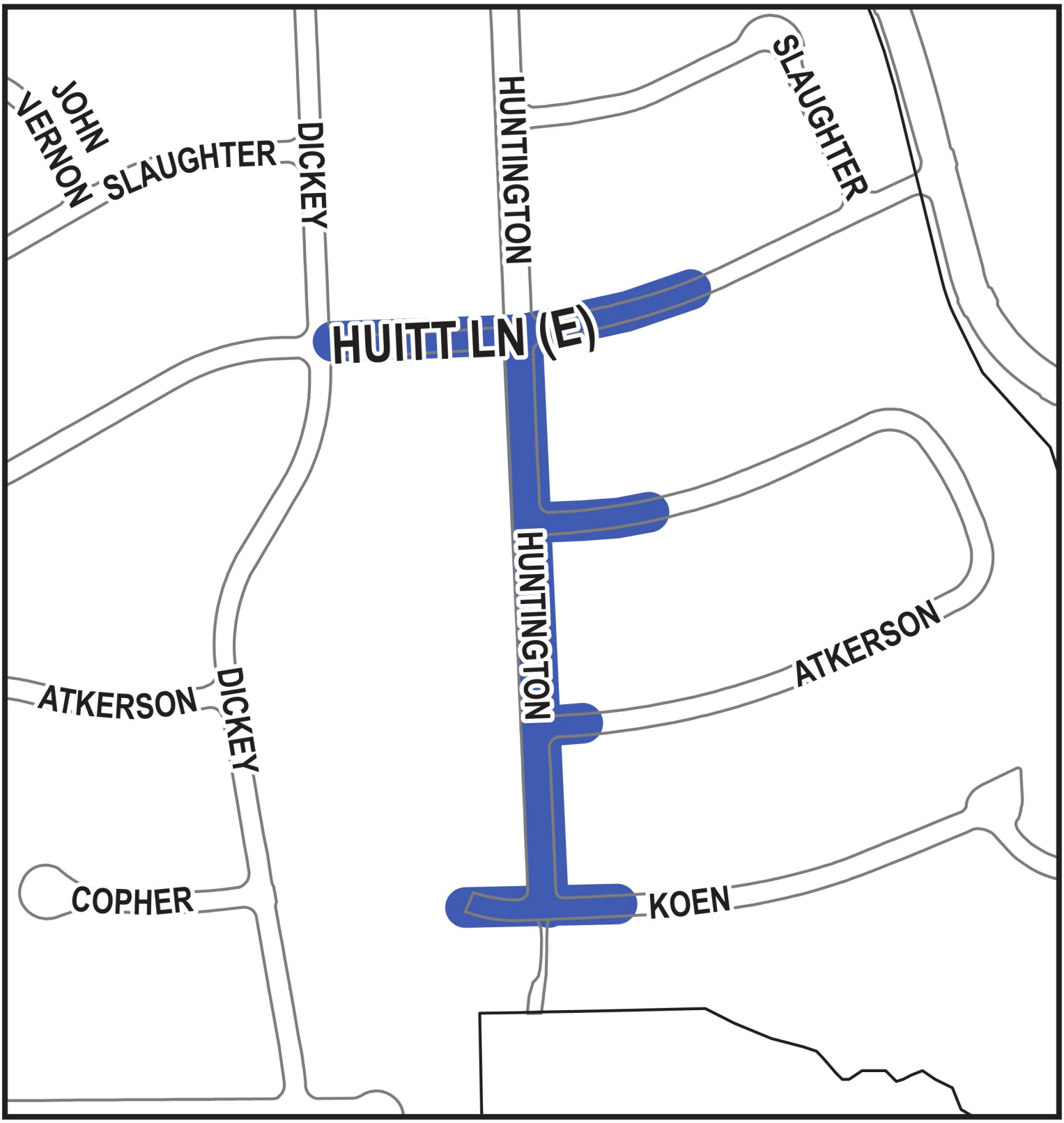

Water Line Replacement
-Huntington Dr. -E. Huitt Ln.
-N. Atkerson Ln. -Koen Ln.

THE CITY OF EULESS

N

0 75 150 300 450 600 Feet

Legend
Water

City of Euless
Capital Project Request

Department:	PUBLIC WORKS	**Date Prepared:**	March 31,2023
Submitted By:	MAJOR JONES	**Date Completed:**	
Project Title:	LINE REPLACEMENT – SOTOGRANDE BLVD PHASE I		
Project Type:	WATER	**Sub-Type:**	MAIN REPLACEMENT
Project Code:		**Priority:**	A

RELATIONSHIP TO OTHER PROJECTS AND/OR MASTER PLAN:

The water mains included in this project are part of the City's Water System Master Plan.

PROJECT DESCRIPTION:

The project consists of the replacement of three existing 6 inch asbestos concrete water line laterals located along Sotogrande Boulevard from El Camino Real to Monterrey Boulevard.

PROJECT SCHEDULE:

FY2024

JUSTIFICATION:

Many water mains throughout the City are 50+ years old. Most of these lines are cast iron and asbestos concrete and are susceptible to deterioration, leaks, contamination, and damage. This project is part of the systematic replacement of water mains using a worst-first approach to reduce maintenance costs and customer problems.

PROJECT TITLE: LINE REPLACEMENT – SOTOGRANDE BLVD PHASE I

NET EFFECTS ON OPERATING AND MAINTENANCE COST (+ OR -) ANNUAL:			**TOTAL ESTIMATED CAPITAL COST:**	
Direct Operating Cost			Engineering	$33,000
Personnel:	Full Time		Construction	$332,000
	Part Time	$0		
Total Salary		$0		
Purchase of Services				
Materials & Supplies				
Utilities		$0		
Subtotal:		$0		
Maintenance Costs				
		$0		
Subtotal:		$0		
Total Estimated Annual Cost		$0	**Total Estimated Capital Cost**	$365,000

PROPOSED METHOD OF FINANCE:		**CURRENT STATUS:**	
Operating Fund	**XX**	Conceptual Design %	0%
Fund Balance		Preliminary Design %	0%
Special Project Fund		Final Plans %	0%
Certificate of Obligation		Specifications %	0%
County, State, Federal Funding		Construction %	0%
General Obligation Bonds			
Revenue Bonds			
Donations			
Supplemental Sales Tax			
Car Rental Tax Fund			
To Be Determined			

ADDITIONAL COMMENTS:

Proposed funding is from W/WW Operating Fund.

THE CITY OF
EULESS

LINE REPLACEMENT – SOTOGRANDE BLVD PHASE I

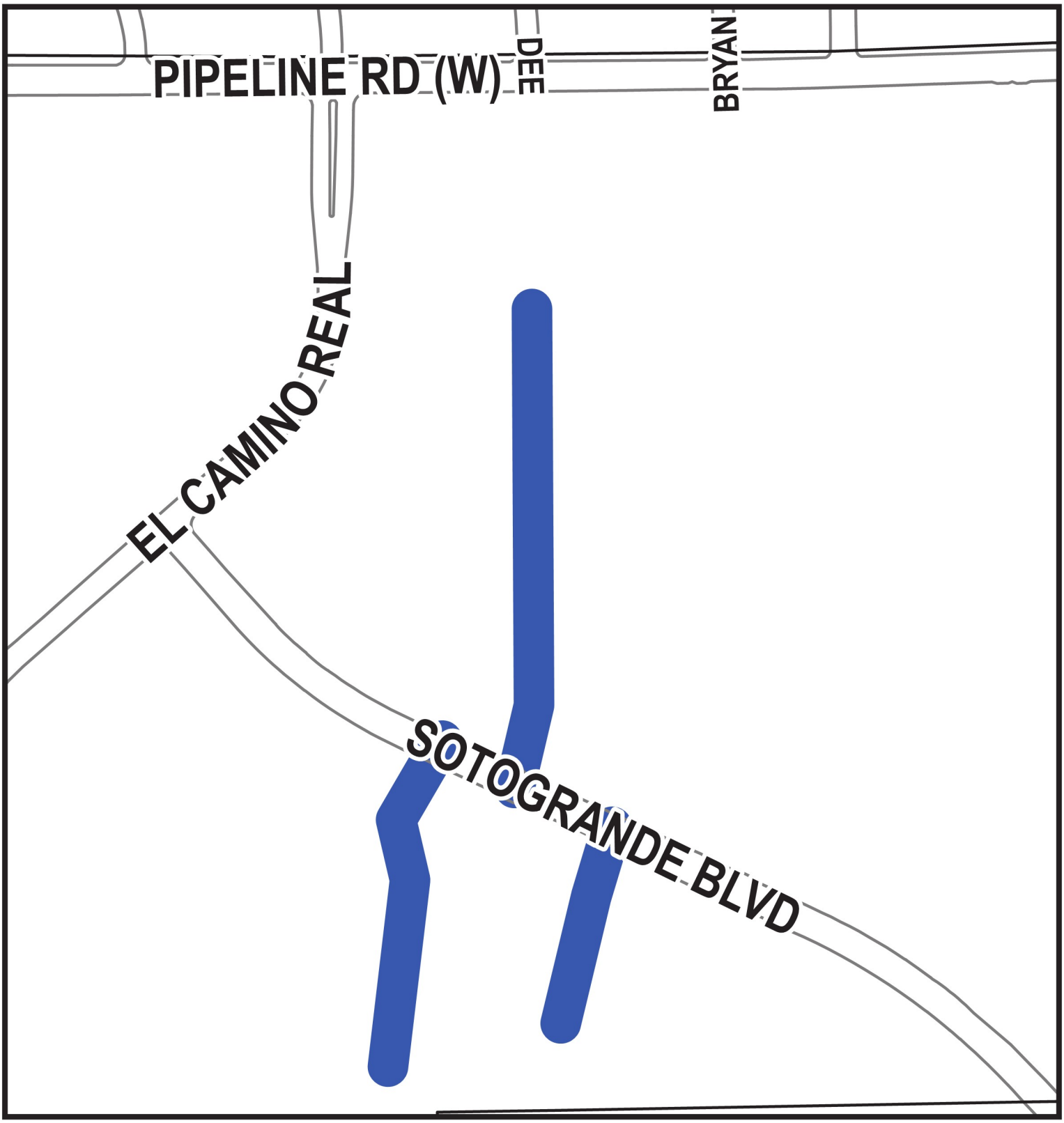

Water Line Replacement
-Sotogrande Blvd.

THE CITY OF EULESS

N

0 75 150 300 450 600
Feet

Legend
Water

City of Euless
Capital Project Request

Department:	PUBLIC WORKS	**Date Prepared:**	March 18,2022
Submitted By:	MAJOR JONES	**Date Completed:**	
Project Title:	LINE REPLACEMENT – SOTOGRANDE BLVD PHASE II		
Project Type:	WATER	**Sub-Type:**	MAIN REPLACEMENT
Project Code:		**Priority:**	B

RELATIONSHIP TO OTHER PROJECTS AND/OR MASTER PLAN:

The water mains included in this project are part of the City's Water System Master Plan.

PROJECT DESCRIPTION:

The project consists of the replacement of an existing 10 inch asbestos concrete water line located along Sotogrande Boulevard from El Camino Real to Monterrey Boulevard.

PROJECT SCHEDULE:

FY2025

JUSTIFICATION:

Many water mains throughout the City are 50+ years old. Most of these lines are cast iron and asbestos concrete and are susceptible to deterioration, leaks, contamination, and damage. This project is part of the systematic replacement of water mains using a worst-first approach to reduce maintenance costs and customer problems.

PROJECT TITLE: LINE REPLACEMENT – SOTOGRANDE BLVD PHASE II

NET EFFECTS ON OPERATING AND MAINTENANCE COST (+ OR -) ANNUAL:			**TOTAL ESTIMATED CAPITAL COST:**	
Direct Operating Cost			Engineering	$36,000
Personnel:	Full Time		Construction	$364,000
	Part Time	$0		
Total Salary		$0		
Purchase of Services				
Materials & Supplies				
Utilities		$0		
Subtotal:		$0		
Maintenance Costs				
		$0		
Subtotal:		$0		
Total Estimated Annual Cost		$0	**Total Estimated Capital Cost**	$400,000

PROPOSED METHOD OF FINANCE:		**CURRENT STATUS:**	
Operating Fund	**XX**	Conceptual Design %	0%
Fund Balance		Preliminary Design %	0%
Special Project Fund		Final Plans %	0%
Certificate of Obligation		Specifications %	0%
County, State, Federal Funding		Construction %	0%
General Obligation Bonds			
Revenue Bonds			
Donations			
Supplemental Sales Tax			
Car Rental Tax Fund			
To Be Determined			

ADDITIONAL COMMENTS:

Proposed funding is from W/WW Operating Fund.

City of Euless
Capital Project Request

Department:	PUBLIC WORKS	**Date Prepared:**	March 18,2022
Submitted By:	MAJOR JONES	**Date Completed:**	
Project Title:	LINE REPLACEMENT – SAGEBRUSH TRAIL		
Project Type:	WATER	**Sub-Type:**	MAIN REPLACEMENT
Project Code:		**Priority:**	B

RELATIONSHIP TO OTHER PROJECTS AND/OR MASTER PLAN:

The water mains included in this project are part of the City's Water System Master Plan.

PROJECT DESCRIPTION:

The project consists of the replacement of an existing 8 inch cast iron water line located along Sagebrush Trail from Wilshire Drive to the end of Sagebrush Trail.

PROJECT SCHEDULE:

FY2026

JUSTIFICATION:

Many water mains throughout the City are 50+ years old. Most of these lines are cast iron and asbestos concrete and are susceptible to deterioration, leaks, contamination, and damage. This project is part of the systematic replacement of water mains using a worst-first approach to reduce maintenance costs and customer problems.

PROJECT TITLE: LINE REPLACEMENT – SAGEBRUSH TRAIL

NET EFFECTS ON OPERATING AND MAINTENANCE COST (+ OR -) ANNUAL:			**TOTAL ESTIMATED CAPITAL COST:**	
Direct Operating Cost			Engineering	$40,000
Personnel:	Full Time		Construction	$397,000
	Part Time	$0		
Total Salary		$0		
Purchase of Services				
Materials & Supplies				
Utilities		$0		
Subtotal:		$0		
Maintenance Costs				
		$0		
Subtotal:		$0		
Total Estimated Annual Cost		$0	**Total Estimated Capital Cost**	$437,000

PROPOSED METHOD OF FINANCE:		**CURRENT STATUS:**	
Operating Fund	**XX**	Conceptual Design %	0%
Fund Balance		Preliminary Design %	0%
Special Project Fund		Final Plans %	0%
Certificate of Obligation		Specifications %	0%
County, State, Federal Funding		Construction %	0%
General Obligation Bonds			
Revenue Bonds			
Donations			
Supplemental Sales Tax			
Car Rental Tax Fund			
To Be Determined			

ADDITIONAL COMMENTS:

Proposed funding is from W/WW Operating Fund.

City of Euless
Capital Project Request

Department:	PUBLIC WORKS	**Date Prepared:**	March 18,2022
Submitted By:	MAJOR JONES	**Date Completed:**	
Project Title:	LINE REPLACEMENT – BELL-HI ADDITION PHASES I & II		
Project Type:	WATER	**Sub-Type:**	MAIN REPLACEMENT
Project Code:		**Priority:**	B

RELATIONSHIP TO OTHER PROJECTS AND/OR MASTER PLAN:

The water mains included in this project are part of the City's Water System Master Plan.

PROJECT DESCRIPTION:

The project consists of the replacement of an existing 6 inch cast iron water line located along Needles Street from Raider Drive to Paula Lane and along Paula Lane from Needles Street to West Pipeline Road.

PROJECT SCHEDULE:

FY2027

JUSTIFICATION:

Many water mains throughout the City are 50+ years old. Most of these lines are cast iron and asbestos concrete and are susceptible to deterioration, leaks, contamination, and damage. This project is part of the systematic replacement of water mains using a worst-first approach to reduce maintenance costs and customer problems.

PROJECT TITLE: LINE REPLACEMENT – BELL-HI ADDITION PHASES I & II

NET EFFECTS ON OPERATING AND MAINTENANCE COST (+ OR -) ANNUAL:			**TOTAL ESTIMATED CAPITAL COST:**	
Direct Operating Cost			Engineering	$43,000
Personnel:	Full Time		Construction	$431,000
	Part Time	$0		
Total Salary		$0		
Purchase of Services				
Materials & Supplies				
Utilities		$0		
Subtotal:		$0		
Maintenance Costs				
		$0		
Subtotal:		$0		
Total Estimated Annual Cost		$0	**Total Estimated Capital Cost**	$474,000

PROPOSED METHOD OF FINANCE:		**CURRENT STATUS:**	
Operating Fund	**XX**	Conceptual Design %	0%
Fund Balance		Preliminary Design %	0%
Special Project Fund		Final Plans %	0%
Certificate of Obligation		Specifications %	0%
County, State, Federal Funding		Construction %	0%
General Obligation Bonds			
Revenue Bonds			
Donations			
Supplemental Sales Tax			
Car Rental Tax Fund			
To Be Determined			

ADDITIONAL COMMENTS:

Proposed funding is from W/WW Operating Fund.

City of Euless
Capital Project Request

Department:	PUBLIC WORKS	**Date Prepared:**	March 18,2022
Submitted By:	MAJOR JONES	**Date Completed:**	
Project Title:	LINE REPLACEMENT – DONLEY DRIVE/DONLEY COURT		
Project Type:	WATER	**Sub-Type:**	MAIN REPLACEMENT
Project Code:		**Priority:**	B

RELATIONSHIP TO OTHER PROJECTS AND/OR MASTER PLAN:

The water mains included in this project are part of the City's Water System Master Plan.

PROJECT DESCRIPTION:

The project consists of the replacement of an existing 6 inch water line located in the following areas:

1. Donley Drive from Glenn Drive to Harwood Road and
2. Donley Court.

PROJECT SCHEDULE:

FY2028

JUSTIFICATION:

Many water mains throughout the City are 50+ years old. Most of these lines are cast iron and asbestos concrete and are susceptible to deterioration, leaks, contamination, and damage. This project is part of the systematic replacement of water mains using a worst-first approach to reduce maintenance costs and customer problems.

PROJECT TITLE: LINE REPLACEMENT – DONLEY DRIVE/DONLEY COURT

NET EFFECTS ON OPERATING AND MAINTENANCE COST (+ OR -) ANNUAL:			**TOTAL ESTIMATED CAPITAL COST:**	
Direct Operating Cost			Engineering	$37,000
Personnel:	Full Time		Construction	$365,000
	Part Time	$0		
Total Salary		$0		
Purchase of Services				
Materials & Supplies				
Utilities		$0		
Subtotal:		$0		
Maintenance Costs				
		$0		
Subtotal:		$0		
Total Estimated Annual Cost		$0	**Total Estimated Capital Cost**	$402,000

PROPOSED METHOD OF FINANCE:		**CURRENT STATUS:**	
Operating Fund	**XX**	Conceptual Design %	0%
Fund Balance		Preliminary Design %	0%
Special Project Fund		Final Plans %	0%
Certificate of Obligation		Specifications %	0%
County, State, Federal Funding		Construction %	0%
General Obligation Bonds			
Revenue Bonds			
Donations			
Supplemental Sales Tax			
Car Rental Tax Fund			
To Be Determined			

ADDITIONAL COMMENTS:

Proposed funding is from W/WW Operating Fund.

City of Euless
Capital Project Request

Department:	PUBLIC WORKS	**Date Prepared:**	April 15,2019
Submitted By:	MAJOR JONES	**Date Completed:**	
Project Title:	1 MIL WELL REPLACEMENT		
Project Type:	WATER	**Sub-Type:**	WELL
Project Code:		**Priority:**	C

RELATIONSHIP TO OTHER PROJECTS AND/OR MASTER PLAN:

RW Harden & Associates prepared design and bid documents in FY2022 for the eventual replacement of the 1 Mil Well.

PROJECT DESCRIPTION:

The project consists of the complete replacement of the 1 Mil Well with a new well.

PROJECT SCHEDULE:

JUSTIFICATION:

A new well will enable the City to continue to provide high quality water to citizens while reducing maintenance and operational costs.

City of Euless
Capital Project Request

Department:	PUBLIC WORKS	**Date Prepared:**	March 18,2022
Submitted By:	MAJOR JONES	**Date Completed:**	
Project Title:	LINE REPLACEMENT – CRESTHAVEN DRIVE		
Project Type:	WATER	**Sub-Type:**	MAIN REPLACEMENT
Project Code:		**Priority:**	C

RELATIONSHIP TO OTHER PROJECTS AND/OR MASTER PLAN:

The water mains included in this project are part of the City's Water System Master Plan.

PROJECT DESCRIPTION:

The project consists of the replacement of an existing 4 inch asbestos concrete water line and 6 inch PVC water line located along Cresthaven Drive between West Euless Drive and South Pipeline Road.

PROJECT SCHEDULE:

JUSTIFICATION:

Many water mains throughout the City are 50+ years old. Most of these lines are cast iron and asbestos concrete and are susceptible to deterioration, leaks, contamination, and damage. This project is part of the systematic replacement of water mains using a worst-first approach to reduce maintenance costs and customer problems.

City of Euless
Capital Project Request

Department:	PUBLIC WORKS	**Date Prepared:**	April 05,2018
Submitted By:	MAJOR JONES	**Date Completed:**	
Project Title:	LINE REPLACEMENT – DUNAWAY DRIVE		
Project Type:	WATER	**Sub-Type:**	MAIN REPLACEMENT
Project Code:		**Priority:**	C

RELATIONSHIP TO OTHER PROJECTS AND/OR MASTER PLAN:

The water mains included in this project are part of the City's Water System Master Plan.

PROJECT DESCRIPTION:

The project consists of the replacement of an existing 6 inch asbestos concrete water line located along Dunaway Drive between East Alexander Lane and McCormick Court.

PROJECT SCHEDULE:

JUSTIFICATION:

Many water mains throughout the City are 50+ years old. Most of these lines are cast iron and asbestos concrete and are susceptible to deterioration, leaks, contamination, and damage. This project is part of the systematic replacement of water mains using a worst-first approach to reduce maintenance costs and customer problems.

City of Euless
Capital Project Request

Department:	PUBLIC WORKS	**Date Prepared:**	May 11,2022
Submitted By:	MAJOR JONES	**Date Completed:**	
Project Title:	LINE REPLACEMENT – KNOB HILL		
Project Type:	WATER	**Sub-Type:**	MAIN REPLACEMENT
Project Code:		**Priority:**	C

RELATIONSHIP TO OTHER PROJECTS AND/OR MASTER PLAN:

The water mains included in this project are part of the City's Water System Master Plan.

PROJECT DESCRIPTION:

The project consists of the replacement of all City maintained water mains located at Knob Hill.

PROJECT SCHEDULE:

JUSTIFICATION:

Many water mains throughout the City are 50+ years old. Most of these lines are cast iron and asbestos concrete and are susceptible to deterioration, leaks, contamination, and damage. This project is part of the systematic replacement of water mains using a worst-first approach to reduce maintenance costs and customer problems.

City of Euless
Capital Project Request

Department:	PUBLIC WORKS	**Date Prepared:**	April 05,2018
Submitted By:	MAJOR JONES	**Date Completed:**	
Project Title:	LINE REPLACEMENT – MIDWAY PARK 3RD ADDITION		
Project Type:	WATER	**Sub-Type:**	MAIN REPLACEMENT
Project Code:		**Priority:**	C

RELATIONSHIP TO OTHER PROJECTS AND/OR MASTER PLAN:

The water mains included in this project are part of the City's Water System Master Plan.

PROJECT DESCRIPTION:

The project consists of the replacement of an existing 6 inch cast iron water line located along Ector Drive between Fayette Drive and West Harwood Road.

PROJECT SCHEDULE:

JUSTIFICATION:

Many water mains throughout the City are 50+ years old. Most of these lines are cast iron and asbestos concrete and are susceptible to deterioration, leaks, contamination, and damage. This project is part of the systematic replacement of water mains using a worst-first approach to reduce maintenance costs and customer problems.

City of Euless
Capital Project Request

Department:	PUBLIC WORKS	**Date Prepared:**	March 26,2020
Submitted By:	MAJOR JONES	**Date Completed:**	
Project Title:	LINE REPLACEMENT – WEST EULESS BOULEVARD		
Project Type:	WATER	**Sub-Type:**	MAIN REPLACEMENT
Project Code:		**Priority:**	C

RELATIONSHIP TO OTHER PROJECTS AND/OR MASTER PLAN:

The water mains included in this project are part of the City's Water System Master Plan.

PROJECT DESCRIPTION:

The project consists of the replacement of an existing 8 inch water line located between 2219 and 2603 West Euless Boulevard.

PROJECT SCHEDULE:

JUSTIFICATION:

Many water mains throughout the City are 50+ years old. Most of these lines are cast iron and asbestos concrete and are susceptible to deterioration, leaks, contamination, and damage. This project is part of the systematic replacement of water mains using a worst-first approach to reduce maintenance costs and customer problems.

City of Euless
Capital Project Request

Department:	PUBLIC WORKS	**Date Prepared:**	March 26,2020
Submitted By:	MAJOR JONES	**Date Completed:**	
Project Title:	LINE REPLACEMENT – WESTPARK WAY		
Project Type:	WATER	**Sub-Type:**	MAIN REPLACEMENT
Project Code:		**Priority:**	C

RELATIONSHIP TO OTHER PROJECTS AND/OR MASTER PLAN:

The water mains included in this project are part of the City's Water System Master Plan.

PROJECT DESCRIPTION:

The project consists of the replacement of an existing 12 inch concrete water line located along Westpark Way between SH 10 and South Pipeline Road.

PROJECT SCHEDULE:

JUSTIFICATION:

Many water mains throughout the City are 50+ years old. Most of these lines are cast iron and asbestos concrete and are susceptible to deterioration, leaks, contamination, and damage. This project is part of the systematic replacement of water mains using a worst-first approach to reduce maintenance costs and customer problems.

CAPITAL IMPROVEMENT PROGRAMS
FY2024 PROPOSED & UNFUNDED PROJECTS - SORTED BY TYPE

Project Description	Priority	Estimated Cost	PROPOSED METHOD OF FINANCING									
			Operating Fund	CIP Fund Balance	Bond/Tax Note	Grants/ Contributions	Impact Fees	Escrow Funds	Car Rental Tax	Other	EDC	To Be Determined
OTHER PROJECTS												
Animal Shelter Expansion/Renovation	A	$ 6,125,000							XX			
Parks at Texas Star Lighting Upgrade	A	$ 750,000				$ 117,300					$ 632,700	
Police & Courts Building Remodel	A	$ 25,084,236	$ 1,250,000		$22,000,000					$1,834,236		
Sub-Total Other Priority A-Proposed FY2024		**$ 31,959,236**										
Parks at Texas Star Improvements [25]	B	TBD										XX
Carr Park Trail Connection [26]	B	TBD										XX
Kiddie Carr Park Improvements [26]	B	TBD										XX
Parks at Texas Star Phase VIII [27]	B	TBD										XX
Sub-Total Other Priority B-Unfunded		**$ -**										
Parks at Texas Star Turf – Fenway, Shea, and Jacobs Field	C	TBD										XX
South Euless Park Upgrades	C	TBD										XX
Trail Enhancements Phase I	C	TBD										XX
Trail Enhancements Phase II	C	TBD										XX
Trail Enhancements Villages of Bear Creek	C	TBD										XX
Trailwood Park Improvements	C	TBD										XX
Sub-Total Other Priority C-Unfunded		**$ -**										
OTHER PROJECTS - TOTAL		**$ 31,959,236**										

City of Euless
Capital Project Request

Department:	FLEET & FACILITY OPERATIONS	**Date Prepared:**	May 07,2007
Submitted By:	KYLE MCADAMS	**Date Completed:**	
Project Title:	ANIMAL SHELTER – EXPANSION/RENOVATION		
Project Type:	FACILITIES	**Sub-Type:**	REMODEL
Project Code:		**Priority:**	A

RELATIONSHIP TO OTHER PROJECTS AND/OR MASTER PLAN:

PROJECT DESCRIPTION:

The project consists of a remodel of the former fire station #2 building and animal shelter facility to better accommodate animal containment, visitors, adoptions, and animal services. The project scope includes the addition of multiple enclosed dog runs, quarantine runs, an adoption room, additional room for cat containment, and an area for animal examination and washing. Office space expansion will be included in the renovation as well as updates to the public/employee restrooms. Additional space within the facility will also be designed for potential public works storage.

PROJECT SCHEDULE:

FY2024

JUSTIFICATION:

The current animal shelter facility was opened in 1978 and has surpassed its capacity to meet current and future demands.

PROJECT TITLE: ANIMAL SHELTER – EXPANSION/RENOVATION

NET EFFECTS ON OPERATING AND MAINTENANCE COST (+ OR -) ANNUAL:			**TOTAL ESTIMATED CAPITAL COST:**	
Direct Operating Cost			Professional Services	$450,000
Personnel:	Full Time		Construction	$4,500,000
	Part Time	$0	Testing & Material Services	$125,000
Total Salary		$0	Furniture, Fixtures & Equipment	$600,000
Purchase of Services			Contingency	$450,000
Materials & Supplies				
Utilities		$0		
Subtotal:		$0		
Maintenance Costs				
		$0		
Subtotal:		$0		
Total Estimated Annual Cost		$0	**Total Estimated Capital Cost**	$6,125,000

PROPOSED METHOD OF FINANCE:		**CURRENT STATUS:**	
Operating Fund	**XX**	Conceptual Design %	0%
Fund Balance		Preliminary Design %	0%
Special Project Fund		Final Plans %	0%
Certificate of Obligation		Specifications %	0%
County, State, Federal Funding		Construction %	0%
General Obligation Bonds			
Revenue Bonds			
Donations			
Supplemental Sales Tax			
Car Rental Tax Fund			
To Be Determined			

ADDITIONAL COMMENTS:

Proposed funding is from Car Rental Fund.

City of Euless
Capital Project Request

Department:	COMMUNITY SERVICES	**Date Prepared:**	May 14,2021
Submitted By:	RAY MCDONALD	**Date Completed:**	
Project Title:	PARKS AT TEXAS STAR LIGHTING UPGRADE		
Project Type:	PARK/RECREATION	**Sub-Type:**	PARK IMPROVEMENTS
Project Code:		**Priority:**	A

RELATIONSHIP TO OTHER PROJECTS AND/OR MASTER PLAN:

PROJECT DESCRIPTION:

This project would replace the halide lighting with LED lighting fixtures on Wrigley, Royal, Yankee, Arlington, Veterans, and McGrady field.

PROJECT SCHEDULE:

FY2024

JUSTIFICATION:

The recent addition of Legends Field as well as the newly-renovated Parks at Texas Star Phase VII included the addition of LED sports lighting. Upgrading the remaining field lights to LED lighting will not only make the entire sports complex lighting universal, but will reduce the overall energy consumed, reduce maintenance cost, and significantly increase the overall sports lighting performance with state of the art lighting controls.

PROJECT TITLE: PARKS AT TEXAS STAR LIGHTING UPGRADE

NET EFFECTS ON OPERATING AND MAINTENANCE COST (+ OR -) ANNUAL:			**TOTAL ESTIMATED CAPITAL COST:**	
Direct Operating Cost			Lighting	$750,000
Personnel:	Full Time			
	Part Time	$0		
Total Salary		$0		
Purchase of Services				
Materials & Supplies				
Utilities		$0		
Subtotal:		$0		
Maintenance Costs				
		$0		
Subtotal:		$0		
Total Estimated Annual Cost		$0	**Total Estimated Capital Cost**	$750,000

PROPOSED METHOD OF FINANCE:		**CURRENT STATUS:**	
Operating Fund	**$632,700**	Conceptual Design %	0%
Fund Balance		Preliminary Design %	0%
Special Project Fund		Final Plans %	0%
Certificate of Obligation		Specifications %	0%
County, State, Federal Funding		Construction %	0%
General Obligation Bonds			
Revenue Bonds			
Donations			
Supplemental Sales Tax			
Car Rental Tax Fund			
Energy Efficiency Block Grant	**$117,300**		

ADDITIONAL COMMENTS:

Proposed funding:

EDC Operating Fund – $632,700
Energy Efficiency and Conservation Block Grant – $117,300

City of Euless
Capital Project Request

Department:	FLEET & FACILITY OPERATIONS	**Date Prepared:**	May 17,2022
Submitted By:	KYLE MCADAMS	**Date Completed:**	
Project Title:	POLICE & COURTS BUILDING REMODEL		
Project Type:	FACILITIES	**Sub-Type:**	CONSTRUCTION
Project Code:		**Priority:**	A

RELATIONSHIP TO OTHER PROJECTS AND/OR MASTER PLAN:

This project pertains to the City's continued efforts to meet the needs of citizens related to the delivery of increased public safety services and to reconfigure the facility to better provide for those and future needs.

PROJECT DESCRIPTION:

This projects consists of the remodel construction work of the current Police & Courts Building located at 1102 West Euless Boulevard. The remodel will be based on the architectural design work in conjunction with the needs defined by staff during preliminary design discussions. It will be necessary for staff to shift operations within the facility during the remodel. Different phases of the construction will be performed to allow for such accommodations. Operations will see minimal impact during the remodel.

PROJECT SCHEDULE:

Bond Sale: August 2023
Bid Documents Completed: October 2023
Bid Advertisement: November 2023
Estimated Construction: April 2024

JUSTIFICATION:

Since the building was constructed in the 1999-2000 time frame, the departments have realized increased staffing levels, the addition of the Code Enforcement division, and requirements for long-term storage for evidence and additional equipment provided to protect officers. The needs assessment performed in FY2022 determined that the current facility is a good candidate for a remodel and the site can accommodate the structural additions necessary to make such improvements.

PROJECT TITLE: POLICE & COURTS BUILDING REMODEL

NET EFFECTS ON OPERATING AND MAINTENANCE COST (+ OR -) ANNUAL:			**TOTAL ESTIMATED CAPITAL COST:**	
Direct Operating Cost				
Personnel:	Full Time		Construction	$20,201,000
	Part Time	$0	Furniture, Fixtures, & Equipment	$2,906,800
Total Salary		$0	Testing & Material Services	$250,000
Purchase of Services			Contingency	$1,726,436
Materials & Supplies				
Utilities		$0		
Subtotal:		$0		
Maintenance Costs				
		$0		
Subtotal:		$0		
Total Estimated Annual Cost		$0	**Total Estimated Capital Cost**	$25,084,236

PROPOSED METHOD OF FINANCE:		**CURRENT STATUS:**	
Operating Fund	**$1,250,000**	Conceptual Design %	95%
Fund Balance		Preliminary Design %	70%
Special Project Fund		Final Plans %	5%
Certificate of Obligation	**$22,000,000**	Specifications %	0%
County, State, Federal Funding		Construction %	0%
General Obligation Bonds			
Revenue Bonds			
Donations			
Supplemental Sales Tax			
Car Rental Tax Fund			
Equipment Replacement Fund	**$1,834,236**		

ADDITIONAL COMMENTS:

Proposed funding:

Crime Control & Prevention District Fund – $1,250,000
Certificates of Obligation – $22,000,000
Equipment Replacement Fund – $1,834,236

City of Euless
Capital Project Request

Department:	COMMUNITY SERVICES	**Date Prepared:**	May 26,2023
Submitted By:	DUANE STRAWN	**Date Completed:**	
Project Title:	PARKS AT TEXAS STAR IMPROVEMENTS		
Project Type:	PARK/RECREATION	**Sub-Type:**	PATS IMPROVEMENTS
Project Code:		**Priority:**	B

RELATIONSHIP TO OTHER PROJECTS AND/OR MASTER PLAN:

PROJECT DESCRIPTION:

The project scope includes repurposing the former batting cage area at Parks at Texas South with other recreational activities. Also, this project would address drainage concerns.

PROJECT SCHEDULE:

FY2025

JUSTIFICATION:

Since the batting cages at Parks at Texas Star South were removed, this project will allow for repurposing of this area with recreational activities.

PROJECT TITLE: PARKS AT TEXAS STAR IMPROVEMENTS

NET EFFECTS ON OPERATING AND MAINTENANCE COST (+ OR -) ANNUAL:			**TOTAL ESTIMATED CAPITAL COST:**
Direct Operating Cost			Prof. Services – To Be Determined
Personnel:	Full Time		Construction – To Be Determined
	Part Time	$0	
Total Salary		$0	
Purchase of Services			
Materials & Supplies			
Utilities		$0	
Subtotal:		$0	
Maintenance Costs			
		$0	
Subtotal:		$0	
Total Estimated Annual Cost		$0	**Total Estimated Capital Cost**

PROPOSED METHOD OF FINANCE:		**CURRENT STATUS:**	
Operating Fund		Conceptual Design %	0%
Fund Balance		Preliminary Design %	0%
Special Project Fund		Final Plans %	0%
Certificate of Obligation		Specifications %	0%
County, State, Federal Funding		Construction %	0%
General Obligation Bonds			
Revenue Bonds			
Donations			
Supplemental Sales Tax			
Car Rental Tax Fund			
To Be Determined	**XX**		

ADDITIONAL COMMENTS:

City of Euless
Capital Project Request

Department:	COMMUNITY SERVICES	**Date Prepared:**	March 02,2017
Submitted By:	RAY MCDONALD	**Date Completed:**	
Project Title:	CARR PARK TRAIL CONNECTION		
Project Type:	PARK/RECREATION	**Sub-Type:**	PARK IMPROVEMENTS
Project Code:		**Priority:**	B

RELATIONSHIP TO OTHER PROJECTS AND/OR MASTER PLAN:

The adopted Parks Master Plan recommends funding for system-wide trail, park facilities, and amenities upgrades.

PROJECT DESCRIPTION:

This project includes the construction of a sidewalk/trail connection from Carr and Kiddie Carr Parks to South Pipeline Road along Mills Drive and through the TRA easement.

PROJECT SCHEDULE:

FY2026

JUSTIFICATION:

As identified in the adopted Parks Master Plan, the municipal park is the foundation of any solid parks and recreation system. The City of Euless parks and recreation system provides residents and visitors with significant personal, social, environmental, and economic benefits. The revitalization efforts that the Euless City Council has focused on over the years has increased the sense of community pride. The proposed project will continue the City Council's revitalization efforts by creating an area that will serve both the passive and active leisure needs of the residents in this area.

PROJECT TITLE: CARR PARK TRAIL CONNECTION

NET EFFECTS ON OPERATING AND MAINTENANCE COST (+ OR -) ANNUAL:			**TOTAL ESTIMATED CAPITAL COST:**
Direct Operating Cost			Prof. Services – To Be Determined
Personnel:	Full Time		Construction – To Be Determined
	Part Time	$0	
Total Salary		$0	
Purchase of Services			
Materials & Supplies			
Utilities		$0	
Subtotal:		$0	
Maintenance Costs			
		$0	
Subtotal:		$0	
Total Estimated Annual Cost		$0	**Total Estimated Capital Cost**

PROPOSED METHOD OF FINANCE:		**CURRENT STATUS:**	
Operating Fund		Conceptual Design %	0%
Fund Balance		Preliminary Design %	0%
Special Project Fund		Final Plans %	0%
Certificate of Obligation		Specifications %	0%
County, State, Federal Funding		Construction %	0%
General Obligation Bonds			
Revenue Bonds			
Donations			
Supplemental Sales Tax			
Car Rental Tax Fund			
To Be Determined	**XX**		

ADDITIONAL COMMENTS:

City of Euless
Capital Project Request

Department:	COMMUNITY SERVICES	**Date Prepared:**	March 02,2017
Submitted By:	RAY MCDONALD	**Date Completed:**	
Project Title:	KIDDIE CARR PARK IMPROVEMENTS		
Project Type:	PARK/RECREATION	**Sub-Type:**	PARK IMPROVEMENTS
Project Code:		**Priority:**	B

RELATIONSHIP TO OTHER PROJECTS AND/OR MASTER PLAN:

The adopted Parks Master Plan recommends funding for system-wide park facilities and amenities upgrades.

PROJECT DESCRIPTION:

This project includes the necessary demolition and site work to complete a renovated park project that will include additional parking, benches with pads, picnic tables with pads, additional sidewalks, trail projects, general park lighting, a sport court, drinking fountain, trash cans, bbq grills, bicycle racks, signage, and additional landscaping.

PROJECT SCHEDULE:

FY2026

JUSTIFICATION:

As identified in the adopted Parks Master Plan, the municipal park is the foundation of any solid parks and recreation system. The City of Euless parks and recreation system provides residents and visitors with significant personal, social, environmental, and economic benefits. The revitalization efforts that the Euless City Council has focused on over the years has increased the sense of community pride. Kiddie Carr Park is a four acre park located adjacent to Carr Park off Pauline. This park includes the Parks Department's in-ground tree farm, a greenhouse, and an outdoor basketball court. The proposed project will continue the City Council's revitalization efforts by creating an area that will serve both the passive and active leisure needs of the residents in this area.

PROJECT TITLE: KIDDIE CARR PARK IMPROVEMENTS

NET EFFECTS ON OPERATING AND MAINTENANCE COST (+ OR -) ANNUAL:			**TOTAL ESTIMATED CAPITAL COST:**
Direct Operating Cost			Prof. Services – To Be Determined
Personnel:	Full Time		Construction – To Be Determined
	Part Time	$0	
Total Salary		$0	
Purchase of Services			
Materials & Supplies			
Utilities		$0	
Subtotal:		$0	
Maintenance Costs			
		$0	
Subtotal:		$0	
Total Estimated Annual Cost		$0	**Total Estimated Capital Cost**

PROPOSED METHOD OF FINANCE:		**CURRENT STATUS:**	
Operating Fund		Conceptual Design %	0%
Fund Balance		Preliminary Design %	0%
Special Project Fund		Final Plans %	0%
Certificate of Obligation		Specifications %	0%
County, State, Federal Funding		Construction %	0%
General Obligation Bonds			
Revenue Bonds			
Donations			
Supplemental Sales Tax			
Car Rental Tax Fund			
To Be Determined	**XX**		

ADDITIONAL COMMENTS:

City of Euless
Capital Project Request

Department:	COMMUNITY SERVICES	**Date Prepared:**	March 21,2019
Submitted By:	RAY MCDONALD	**Date Completed:**	
Project Title:	PARKS AT TEXAS STAR PHASE VIII		
Project Type:	PARK/RECREATION	**Sub-Type:**	PATS IMPROVEMENTS
Project Code:		**Priority:**	B

RELATIONSHIP TO OTHER PROJECTS AND/OR MASTER PLAN:

Parks at Texas Star Phase VIII includes construction of a multi-use, lighted open space that could be programmed for multiple activities.

With the growing number of participants in youth sports, creating additional open space will allow staff the opportunity to expand existing leagues as well as programming for additional leagues in multiple sports. The addition of this phase will ensure that the Texas Star Sports Complex remains the premier sports facility for amateur athletics for many years to come.

PROJECT DESCRIPTION:

The project includes the design and construction of additional lighted playing surfaces to accommodate multiple sports. Additionally, this project will include substantial drainage and utility work, additional parking, and sidewalks.

PROJECT SCHEDULE:

FY2027

JUSTIFICATION:

With the completion of Phase VIII, the new infields will increase programming opportunities to accommodate multiple sports.

PROJECT TITLE: PARKS AT TEXAS STAR PHASE VIII

NET EFFECTS ON OPERATING AND MAINTENANCE COST (+ OR -) ANNUAL:			**TOTAL ESTIMATED CAPITAL COST:**
Direct Operating Cost			Prof. Services – To Be Determined
Personnel:	Full Time		Construction – To Be Determined
	Part Time	$0	
Total Salary		$0	
Purchase of Services			
Materials & Supplies			
Utilities		$0	
Subtotal:		$0	
Maintenance Costs			
		$0	
Subtotal:		$0	
Total Estimated Annual Cost		$0	**Total Estimated Capital Cost**

PROPOSED METHOD OF FINANCE:		**CURRENT STATUS:**	
Operating Fund		Conceptual Design %	0%
Fund Balance		Preliminary Design %	0%
Special Project Fund		Final Plans %	0%
Certificate of Obligation		Specifications %	0%
County, State, Federal Funding		Construction %	0%
General Obligation Bonds			
Revenue Bonds			
Donations			
Supplemental Sales Tax			
Car Rental Tax Fund			
To Be Determined	**XX**		

ADDITIONAL COMMENTS:

City of Euless
Capital Project Request

Department:	COMMUNITY SERVICES	**Date Prepared:**	May 14,2021
Submitted By:	RAY MCDONALD	**Date Completed:**	
Project Title:	PARKS AT TEXAS STAR TURF – FENWAY, SHEA & JACOBS FIELD		
Project Type:	PARK/RECREATION	**Sub-Type:**	PARK IMPROVEMENTS
Project Code:		**Priority:**	C

RELATIONSHIP TO OTHER PROJECTS AND/OR MASTER PLAN:

PROJECT DESCRIPTION:

Project scope includes the installation of turf on the infields of the three remaining fields at the Parks at Texas Star. These infields are much smaller because they are only used for coach pitch and t-ball.

PROJECT SCHEDULE:

JUSTIFICATION:

Going back to 2016, when the first turf infields were installed at the Parks at Texas Star, the number of rain outs was significantly reduced. Even after the heaviest rain events, the infields were still playable; any rain out of games is either due to satellite locations being rained out or the outfields being too wet to play. Currently, the infields are clay at these three locations.

City of Euless
Capital Project Request

Department:	COMMUNITY SERVICES	**Date Prepared:**	April 02,2013
Submitted By:	RAY MCDONALD	**Date Completed:**	
Project Title:	SOUTH EULESS PARK UPGRADES		
Project Type:	PARK/RECREATION	**Sub-Type:**	PARK IMPROVEMENTS
Project Code:		**Priority:**	C

RELATIONSHIP TO OTHER PROJECTS AND/OR MASTER PLAN:

The adopted Parks Master Plan calls for general upgrades and improvements in the overall quality of parks in the City and to develop a high quality parks system that provides activities for all age and interest groups and enhances the adjoining neighborhoods.

PROJECT DESCRIPTION:

Overall park enhancements and improvements to include amenities such as new playground equipment, park redevelopment, improved lighting, water features, upgrade and expansion of existing splashpad, and additional landscaping.

PROJECT SCHEDULE:

JUSTIFICATION:

As identified in the adopted Parks Master Plan, the municipal park is the foundation of any solid parks and recreation system. The City of Euless parks and recreation system provides residents and visitors with significant personal, social, environmental, and economic benefits. The revitalization efforts that the Euless City Council has focused on over the years has increased the sense of community pride. The proposed project will continue the City Council's revitalization efforts by creating an area that will serve both the passive and active leisure needs of the residents in this area.

City of Euless
Capital Project Request

Department:	COMMUNITY SERVICES	**Date Prepared:**	May 12,2008
Submitted By:	RAY MCDONALD	**Date Completed:**	
Project Title:	TRAIL ENHANCEMENTS PHASE I		
Project Type:	PARK/RECREATION	**Sub-Type:**	TRAIL SYSTEM
Project Code:		**Priority:**	C

RELATIONSHIP TO OTHER PROJECTS AND/OR MASTER PLAN:

Trail-related improvements were included in the Needs Assessment and Identification section of the adopted Parks Master Plan.

PROJECT DESCRIPTION:

This project consists of Phase I of trail enhancements identified in the adopted Parks Master Plan which includes additional water fountains, additional benches, construction of shaded seating areas, addition and/or installation of new exercise equipment, and picnic stations along the trails as well as construction of additional pedestrian bridges in high water areas. Also identified, is the need to address various areas in the trails system that might need to be converted from unpaved to paved trails.

PROJECT SCHEDULE:

JUSTIFICATION:

The City of Euless has experienced significant progress in the last few years in the area of trail development with an extensive network of paved and unpaved trails. The trails system is a valuable asset to the community as it provides a safe means for non-vehicular travel, and also provides an opportunity for a variety of unstructured, low-impact recreational pursuits. The development and maintenance of the trails system continues to receive significant support from the citizens as indicated in the responses to the needs assessment survey conducted as a part of the Parks Master Plan update.

City of Euless
Capital Project Request

Department:	COMMUNITY SERVICES	**Date Prepared:**	May 13,2008
Submitted By:	RAY MCDONALD	**Date Completed:**	
Project Title:	TRAIL ENHANCEMENTS PHASE II		
Project Type:	PARK/RECREATION	**Sub-Type:**	TRAIL SYSTEM
Project Code:		**Priority:**	C

RELATIONSHIP TO OTHER PROJECTS AND/OR MASTER PLAN:

Trail-related improvements were included in the Needs Assessment and Identification section of the adopted Parks Master Plan.

PROJECT DESCRIPTION:

This project is Phase II of the trail enhancements that continues implementation of park improvements identified in the adopted Parks Master Plan which includes additional water fountains, additional benches, construction of shaded seating, addition and/or installation of new exercise equipment, and picnic stations along the trails as well as construction of additional pedestrian bridges in high water areas. Also identified, is the need to address various areas along the trail that need to be converted from unpaved to paved trails.

PROJECT SCHEDULE:

JUSTIFICATION:

The City of Euless has experienced significant progress in the last few years in the area of trail development with an extensive network of paved and unpaved trails. The trails system is a valuable asset to the community as it provides a safe means for non-vehicular travel, and also provides an opportunity for a variety of unstructured, low-impact recreational pursuits. The development and maintenance of the trails system continues to receive significant support from the citizens as indicated in the responses to the needs assessment survey conducted as a part of the Parks Master Plan update.

City of Euless
Capital Project Request

Department:	COMMUNITY SERVICES	**Date Prepared:**	March 23,2004
Submitted By:	RAY MCDONALD	**Date Completed:**	
Project Title:	TRAIL ENHANCEMENTS VILLAGES OF BEAR CREEK		
Project Type:	PARK/RECREATION	**Sub-Type:**	TRAIL SYSTEM
Project Code:		**Priority:**	C

RELATIONSHIP TO OTHER PROJECTS AND/OR MASTER PLAN:

This project includes infrastructure improvements which were identified as a high priority in the adopted Parks Master Plan.

PROJECT DESCRIPTION:

This project includes the redevelopment/redesign and improvement of the trail at the Villages of Bear Creek Park to offer multiple uses for the citizens of Euless.

PROJECT SCHEDULE:

JUSTIFICATION:

Trail development and enhancement opportunities will be consistent with available land, funding, and time variables. This Master Plan recommendation will be part of a city-wide comprehensive trail enhancement project. Due to the continual erosion of the existing trail, a redevelopment/redesign of the trail system at Villages of Bear Creek is necessary.

City of Euless
Capital Project Request

Department:	COMMUNITY SERVICES	**Date Prepared:**	May 13,2008
Submitted By:	RAY MCDONALD	**Date Completed:**	
Project Title:	TRAILWOOD PARK IMPROVEMENTS		
Project Type:	PARK/RECREATION	**Sub-Type:**	PARK IMPROVEMENTS
Project Code:		**Priority:**	C

RELATIONSHIP TO OTHER PROJECTS AND/OR MASTER PLAN:

This project is a continuation of the overall park improvement plan as identified in the Parks Master Plan.

PROJECT DESCRIPTION:

Trailwood Park is an eleven acre site that currently has a playground and a half-mile hike/bike trail. This project includes the installation of a new pavilion, a parking lot, upgraded playground to meet the Americans with Disabilities Act standards, park lighting, new park signs, benches along the trail, and trail lighting.

PROJECT SCHEDULE:

JUSTIFICATION:

As identified in the adopted Parks Master Plan, the municipal park is the foundation of any solid parks and recreation system. The City of Euless parks and recreation system provides the residents and visitors with significant personal, social, environmental, and economic benefits. The revitalization efforts that the Euless City Council has focused on over the years has increased the sense of community pride. This proposed project will continue those efforts by creating an area that will serve both the passive and active leisure needs of the residents in the vicinity.

THE CITY OF
EULESS

CAPITAL IMPROVEMENTS PROGRAM
COMPLETED PROJECTS SUMMARY

Project Number	Project Description	Date Completed	Total Budget	Total Project Costs	(Over) Under Budget
DRAINAGE PROJECTS					
DR9901	Sulphur Branch Phase II	08/01/99	$ 123,404	$ 120,128	$ 3,276
DR9902	Windlea & WestCliff	08/01/99	$ 4,396	$ 1,159	$ 3,237
DR9904	Hurricane Creek	04/30/02	$ 257,500	$ 69,906	$ 187,594
DR0302	Flooding Mitigation	Cancelled	$ 250,000	$ -	$ 250,000
DR0303	Aransas @ Glenn	12/31/04	$ 250,000	$ 250,000	$ -
DR0304	Live Oak Drainage	04/15/05	$ 218,000	$ 175,958	$ 42,042
DR0305	Sierra Drive Drainage	04/15/05	$ 40,738	$ 40,738	$ 0
DR0306	Flood Mitigation Plan(FEMA)	04/15/05	$ 32,000	$ 7,750	$ 24,250
DR0307	Simmons Drainage	04/15/05	$ 22,995	$ 22,995	$ -
DR0301	Fuller Branch Channel Stabilization	05/31/07	$ 279,136	$ 232,176	$ 46,960
DR0401	Channel Stabilization Tributary WFA	05/31/07	$ 437,462	$ 438,070	$ (608)
DR0402	Drainage Project Study	05/31/07	$ 60,000	$ 51,000	$ 9,000
DR0601	Little Bear Creek Study Update	04/25/08	$ 50,000	$ 49,000	$ 1,000
DR0602	McCormick Park	04/25/08	$ 250,000	$ 247,925	$ 2,075
DR0701	Eastcliff Drive/Greenbriar Drive Drainage Imp.	04/17/10	$ 340,000	$ 246,584	$ 93,416
DR0801	Rockwall Drive/Lamar Drive Drainage Imp.	04/17/10	$ 430,000	$ 272,554	$ 157,446
DR0901	Bear Creek Parkway Erosion Repair	02/17/11	$ 530,000	$ 464,465	$ 65,535
DR0802	Hurricane Creek & Bridge at Marlene Improvements	04/14/11	$ 378,500	$ 344,574	$ 33,926
DR0000	Boyd Branch Improvements	Cancelled	$ 10,000,000	$ -	$ 10,000,000
Drainage Projects - Prior Years			$ 13,954,131	$ 3,034,982	$ 10,919,149
DR2201	Bear Creek Elementary Drainage Channel Improvements	05/31/23	$ 551,366	$ 544,040	$ 7,326
Drainage Projects - Current Year			$ 551,366	$ 544,040	$ 7,326
Total Drainage Projects			$ 14,505,497	$ 3,579,022	$ 10,926,475

City of Euless
Capital Project Request

Department:	PUBLIC WORKS	**Date Prepared:**	April 1, 2021
Submitted By:	HAL CRANOR	**Date Completed:**	May 31, 2023

Project Title: BEAR CREEK ELEMENTARY DRAINAGE CHANNEL IMP.

Project Type: DRAINAGE **Sub-Type:** IMPROVEMENTS

Project Code: DR2201 **Priority:** A

COUNCIL AUTHORIZATION:

October 26, 2021: Authorized the City Manager to enter into an Interlocal Agreement with the Grapevine-Colleyville Independent School District relating to improvements to the existing drainage channel near Bear Creek Elementary School, located at 401 Bear Creek Drive, Euless, Texas.
December 14, 2021: Authorized the City Manager to negotiate and execute an Engineering Design Contract with Pacheco Koch Consulting Engineers, Inc. The estimated expenditure is $61,000.
May 10, 2022: Awarded Bid No. 006-22 to JR West Texas Concrete, LLC. for the reconstruction of the drainage channel in the amount of $458,286, authorized an owner-controlled contingency not to exceed seven percent of the contractual amount, and authorized the City Manager to enter into a contract with JR West Texas Concrete.

RELATIONSHIP TO OTHER PROJECTS AND/OR MASTER PLAN:

PROJECT DESCRIPTION:

The existing concrete lined drainage channel will be removed and replaced by a new concrete lined drainage channel on the west side of Bear Creek Elementary School. An access drive would be constructed adjacent to Bear Creek Drive that would allow for future maintenance of the channel. Project scope may be reduced based on final engineering study. The City of Euless and the Grapevine-Colleyville ISD are contributing funds for costs of the project.

PROJECT SCHEDULE:

Began Design: October 2021
Design Complete: April 2022
Began Construction: May 2022
Construction Complete: August 2022

JUSTIFICATION:

The evaluation of the channel by Pacheo Koch indicates the need for the concrete lined channel to be replaced. The drainage from the Elementary School property has undermined the channel and caused it to deteriorate.

PROJECT TITLE: BEAR CREEK ELEMENTARY DRAINAGE CHANNEL IMP. **PROJECT CODE:** DR2201

NET EFFECTS ON OPERATING AND MAINTENANCE COST (+ OR -) ANNUAL:			**TOTAL ESTIMATED CAPITAL COST:**	
Direct Operating Cost			Engineering	$61,000
Personnel:	Full Time		Construction	$490,366
	Part Time	$0		
Total Salary		$0		
Purchase of Services				
Materials & Supplies				
Utilities				
		$0		
Subtotal:		$0	**Total Estimated Capital Cost**	$551,366
Maintenance Costs			**Funding Source:**	
			Transfer from:	
			DR9903-Misc. Drainage Imp.	$461,000
			Reimbursement-GCISD	$275,132
		$0	Transfer to:	
Subtotal:		$0	DR9903-Misc. Drainage Imp.	($184,766)
			Drainage CIP Fund Balance	($3,670)
			Reduce Reimb. Funding	($3,656)
Total Estimated Annual Cost		$0	**Total Funding**	$544,040

CURRENT STATUS

PHASE/FUNDING SOURCE	**BUDGET**	**EXPENDED**	**OVER/UNDER BUDGET (- +)**	**% EXPENDED**
Engineering	$61,000	$53,902	$7,098	88%
Construction	$490,366	$490,137	$229	100%
TOTAL PROJECT	$551,366	$544,040	$7,326	99%

THE CITY OF
EULESS

CAPITAL IMPROVEMENTS PROGRAM
COMPLETED PROJECTS SUMMARY

Project Number	Project Description	Date Completed	Total Budget	Total Project Costs	(Over) Under Budget
STREET PROJECTS					
PS9911	Overlay Projects	03/30/00	$ 294,687	$ 294,687	$ -
PS9912	Harwood-Main Intersection	04/30/00	$ 1,126,935	$ 1,077,303	$ 49,632
PS9907	Westpark Way - SH10 to SH183	09/30/00	$ 605,542	$ 479,915	$ 125,627
PS9902	Mid Cities Blvd.	05/02/02	$ 1,075,074	$ 963,635	$ 111,439
PS9910	Sidewalks	06/30/03	$ 200,000	$ 200,000	$ -
PS0001	FM 157 S Pipeline to SH10 (Utility Relocation)	04/30/04	$ 378,207	$ 371,318	$ 6,889
PS0003	Glade from Heritage to SH121	04/30/04	$ 1,866,612	$ 1,866,612	$ -
PS0004	Glade Rd (East) - SH121 to Champagne	04/30/04	$ 1,210,014	$ 1,162,009	$ 48,005
PS0201	Gateway Blvd - Southern Portion	04/30/04	$ 510,000	$ 473,817	$ 36,183
PS0301	Mid Cities Roadway Illumination	04/15/05	$ 160,000	$ 148,115	$ 11,885
PS0302	Driftwood Pipeline Traffic Signal	04/15/05	$ 100,000	$ 68,665	$ 31,335
PS0303	Aransas/Harwood Traffic Signal	04/15/05	$ 120,000	$ 89,118	$ 30,882
PS0402	South Pipeline Road Bridge	04/30/05	$ 28,208	$ 28,208	$ -
PS9908	Signalization	05/31/06	$ 168,055	$ 168,055	$ -
PS0401	West Pipeline - Raider to City Limits	05/31/06	$ 223,000	$ 104,859	$ 118,141
PS0403	Raider Dr - SH10 to South Pipeline	05/31/06	$ 330,000	$ 293,435	$ 36,565
PS0501	Ross Avenue/S.Main 300' W	05/31/06	$ 95,688	$ 95,638	$ 50
PS0502	Industrial Signal Timing	05/31/06	$ 50,000	$ 50,000	$ -
PS0503	Overlay-Harwood 157/Main	05/31/06	$ 137,000	$ 119,816	$ 17,184
PS0604	Overlay-S.Main, SH10/S.Pipeline	05/31/06	$ 137,000	$ 140,211	$ (3,211)
PS0601	Overlay-East Midway	05/31/07	$ 83,000	$ 73,550	$ 9,450
PS0602	Overlay-Midway, N Main,/FM157	05/31/07	$ 105,000	$ 67,632	$ 37,368
PS0603	Overlay-Fuller Wiser, Midway/Harwood	05/31/07	$ 40,000	$ 28,695	$ 11,305
PS9906	Traffic Safety/Signalization	05/31/08	$ 128,027	$ 127,939	$ 88
PS0404	South Pipeline Road Overlay	05/31/08	$ 114,750	$ 85,062	$ 29,688
PS0701	Overlay-Dickey Drive	05/31/08	$ 122,200	$ 48,435	$ 73,765
PS0702	Overlay-East Huitt	05/31/08	$ 89,000	$ 64,895	$ 24,105
PS0703	Overlay-Huntington Drive	05/31/08	$ 69,500	$ 42,884	$ 26,616
PS0706	Gateway Blvd Screening Wall	05/31/08	$ 135,800	$ 138,862	$ (3,062)
PS0705	Signal Gateway Blvd @ Glade	10/28/08	$ 98,000	$ 98,000	$ -
PS0002	West Pipeline Road-Raider/Hwy10	12/01/08	$ 6,082,621	$ 6,081,392	$ 1,229
PS0801	Overlay-North Main/Cullum Drive	12/31/08	$ 290,000	$ 211,130	$ 78,870
PS9905	Traffic Studies	05/30/09	$ 27,286	$ 27,197	$ 89
PS0704	Disability Access Study	05/31/09	$ 30,000	$ 13,950	$ 16,050
PS0901	Ash/Denton/Fair Oaks Overlay	09/30/09	$ 320,000	$ 231,984	$ 88,016
PS0902	Vine Street Design	Cancelled	$ 100,000	$ -	$ 100,000
PS9903	HWY 183 Service Road	Cancelled	$ -	$ -	$ -
PS0304	Glade Road	04/16/10	$ 3,077,977	$ 2,905,205	$ 172,772
PS9909	FM157 North - SH183 to SH121	04/16/10	$ 267,519	$ 129,215	$ 138,304
PS0903	Mid Cities @ Gateway & Baze Traffic Signals	04/16/10	$ 320,000	$ 250,702	$ 69,298
PS0802	Fuller-Wiser Connector	02/17/11	$ 495,000	$ 441,491	$ 53,509
PS1002	FY10 County Overlay - Wilshire/Marlene	05/17/11	$ 288,000	$ 200,890	$ 87,110
PS9901	North Main Street	05/31/12	$ 6,745,047	$ 6,698,149	$ 46,898
PS9904	Harwood Road	05/31/12	$ 5,770,211	$ 5,686,556	$ 83,655
PS1001	Baze Road	05/31/12	$ 1,830,000	$ 1,558,401	$ 271,599
PS1101	FY2011 County Overlay-Bear Creek Drive/Lakewood Blvd/Ash Lane	05/31/12	$ 300,000	$ 265,887	$ 34,113
PS0605	South Pipeline Road Bridge Replacement	05/31/13	$ 157,000	$ 157,000	$ -
PS1003	Ash Lane-Aransas Drive to N. Main Street	05/31/13	$ 1,959,230	$ 1,597,270	$ 361,960
PS1201	FY2012 County Overlay-Aransas Drive/Slaughter Lane	05/31/13	$ 300,000	$ 228,759	$ 71,241
PS1301	FY2013 38th CDBG-ADA/TAS Infrastructure Improvements	05/31/14	$ 450,000	$ 284,581	$ 165,419
PS1302	FY2013 County Overlay-Trailwood/Summit Ridge/Westpark/Baze	05/31/14	$ 280,000	$ 273,995	$ 6,005
PS1402	FY2014 County Overlay-Ector Drive/Midway Drive/Trojan Trail	05/31/14	$ 300,000	$ 300,000	$ -
PS1401	FY2014 39th CDBG-ADA/TAS Infrastructure Improvements	02/28/15	$ 300,000	$ 272,057	$ 27,943
PS1303	Cullum Drive Improvements	03/31/15	$ 1,295,738	$ 1,210,748	$ 84,990

THE CITY OF
EULESS

CAPITAL IMPROVEMENTS PROGRAM
COMPLETED PROJECTS SUMMARY

Project Number	Project Description	Date Completed	Total Budget	Total Project Costs	(Over) Under Budget
STREET PROJECTS - CONTINUED					
PS1202	ADA/TAS Infrastructure Improvements	05/31/16	$ 463,800	$ 460,996	$ 2,804
PS1502	FY2015 Street Overlay	05/31/16	$ 300,000	$ 217,182	$ 82,818
PS1602	FY2016 Street Overlay	09/30/16	$ 600,000	$ 600,000	$ -
PS1501	FY2015 40th CDBG-ADA/TAS Infrastructure Improvements	05/31/17	$ 519,600	$ 392,693	$ 126,907
PS1602	FY2016 Street Overlay	05/31/17	$ 600,000	$ 600,000	$ -
PS1603	FY2016 41st CDBG-ADA/TAS Infrastructure Improvements	05/31/17	$ 79,301	$ 70,194	$ 9,107
PS1701	FY2017 42nd CDBG-ADA/TAS Infrastructure Improvements	05/31/18	$ 91,000	$ 65,240	$ 25,760
PS1702	FY2017 Street Improvements	05/31/18	$ 600,000	$ 600,000	$ -
PS1703	Traffic Signal-Harwood Road at Bear Creek Parkway	05/31/18	$ 180,000	$ 180,000	$ -
PS1102	Glade Parks Improvements	05/31/19	$ 15,369,514	$ 15,369,514	$ -
PS1801	FY2018 Street Improvements	05/31/19	$ 425,000	$ 425,000	$ -
PS1802	FY2018 Street Reconstruction-Fuller Wiser Rd./Bear Creek Pkwy.	05/31/21	$ 6,270,329	$ 6,270,329	$ -
PS1901	FY2019 Street Improvements	05/31/21	$ 950,000	$ 950,000	$ -
PS2001	FY2020 Street Improvements	05/31/21	$ 975,000	$ 975,000	$ -
PS2002	Glade Road Reconstruction-East of Highway 360	05/31/21	$ 150,000	$ 101,643	$ 48,357
PS2003	Traffic Signal-Cheek-Sparger Road at Heritage Avenue	05/31/21	$ 259,800	$ 243,336	$ 16,464
PS2101	FY2021 Street Improvements	05/31/22	$ 1,000,000	$ 1,000,000	$ -
Street Projects - Prior Years			$ 69,620,272	$ 66,519,055	$ 3,101,217
PS2201	FY2022 Street Improvements	05/31/23	$ 1,025,000	$ 1,025,000	$ -
Street Projects - Current Year			$ 1,025,000	$ 1,025,000	$ -
Total Street Projects			$ 70,645,272	$ 67,544,055	$ 3,101,217

City of Euless
Capital Project Request

Department:	PUBLIC WORKS	**Date Prepared:**	May 31,2017
Submitted By:	HAL CRANOR	**Date Completed:**	May 31, 2023
Project Title:	FY2022 STREET IMPROVEMENTS		
Project Type:	STREET	**Sub-Type:**	IMPROVEMENTS
Project Code:	PS2201	**Priority:**	**A**

COUNCIL AUTHORIZATION:

RELATIONSHIP TO OTHER PROJECTS AND/OR MASTER PLAN:

PROJECT DESCRIPTION:

The project consists of edge milling, asphalt overlay, and restriping on various streets prioritized by pavement condition index of the roadways.

PROJECT SCHEDULE:

Began Construction: October 2021
Construction Complete: March 2023

JUSTIFICATION:

The existing asphalt pavement is deteriorating. The asphalt overlay will provide an improved riding surface, extend the life of the roadway, and enhance the appearance of the streets.

PROJECT TITLE: FY2022 STREET IMPROVEMENTS **PROJECT CODE:** PS2201

NET EFFECTS ON OPERATING AND MAINTENANCE COST (+ OR -) ANNUAL:			**TOTAL ESTIMATED CAPITAL COST:**	
Direct Operating Cost			Construction	$1,025,000
Personnel:	Full Time			
	Part Time	$0		
Total Salary		$0		
Purchase of Services				
Materials & Supplies				
Utilities				
		$0		
Subtotal:		$0	**Total Estimated Capital Cost**	$1,025,000
Maintenance Costs			**Funding Source:**	
			Transfer from:	
			General Fund	$1,025,000
		$0		
Subtotal:		$0		
Total Estimated Annual Cost		$0	**Total Funding**	$1,025,000

CURRENT STATUS

PHASE/FUNDING SOURCE	**BUDGET**	**EXPENDED**	**OVER/UNDER BUDGET (- +)**	**% EXPENDED**
Construction	$1,025,000	$1,025,000	$0	100%
TOTAL PROJECT	$1,025,000	$1,025,000	$0	100%

THE CITY OF
EULESS

CAPITAL IMPROVEMENTS PROGRAM
COMPLETED PROJECTS SUMMARY

Project Number	Project Description	Date Completed	Total Budget	Total Project Costs	(Over) Under Budget
WASTEWATER PROJECTS					
WW9902	Impact Fee Study	09/30/99	$ 13,000	$ 12,238	$ 762
WW9903	Misc Sewer Rehab FY99	09/30/99	$ 50,000	$ 12,987	$ 37,013
WW9904	Hydraulic Analysis	06/30/00	$ 27,000	$ 27,000	$ -
WW9901	CDBG B/98-UC-48-0001/B95-22-50	08/19/00	$ 150,000	$ 72,927	$ 77,073
WW0003	TRA Debt Payment	05/31/01	$ 822,037	$ 822,037	$ -
WW0001	CDBG B/99-UC-48-0001	09/30/01	$ 150,000	$ 121,682	$ 28,318
WW0101	CDBG B00-UC480001-2250	02/20/02	$ 251,485	$ 247,790	$ 3,695
WW0102	Manhole Rehab. Program	03/31/03	$ 250,000	$ 184,520	$ 65,480
WW0201	CDBG - B01-UC-48-0001-22-50	03/31/03	$ 237,086	$ 172,948	$ 64,138
WW0202	Line Replacement -Dunaway	02/28/05	$ 140,000	$ 139,955	$ 45
WW0203	Line Replacement - E. Alexander	02/28/05	$ 20,000	$ 20,000	$ -
WW0204	Line Replacement - Paula Lane	02/28/05	$ 79,000	$ 79,000	$ -
WW0103	Line replacement-S. Pipeline,Heather-Vine	04/15/05	$ 489,759	$ 464,504	$ 25,255
WW0205	Line Replacement - Midway Park	04/30/05	$ 366,000	$ 318,149	$ 47,851
WW0401	CDBG B03-UC-48-0001-22-50	04/30/05	$ 217,000	$ 161,170	$ 55,830
WW0301	CDBG B02-UC-48-0001-22-50	07/26/05	$ 271,455	$ 271,454	$ 1
WW0302	Inflow & Infiltration	Cancelled	$ 200,000	$ -	$ 200,000
WW0303	Line Replacement, Canyon Ridge	08/31/06	$ 196,200	$ 173,516	$ 22,684
WW0304	Line Replacement, Sagebrush	08/31/06	$ 160,900	$ 136,470	$ 24,430
WW0305	Line Replacement, Short	08/31/06	$ 251,400	$ 219,932	$ 31,468
WW0306	Line Replacement, E. Fuller	08/31/06	$ 231,372	$ 180,089	$ 51,283
WW0501	Line Replacement, Pebble Creek	08/31/06	$ 172,600	$ 145,655	$ 26,945
WW0604	Line Replacement, CDBG-Oakwood Terrace	05/31/07	$ 293,723	$ 232,274	$ 61,449
WW0402	Line Replacement, Carr Park/SH10	05/31/08	$ 588,000	$ 528,302	$ 59,698
WW0403	Line Replacement, Ector Drive	05/31/08	$ 373,000	$ 328,309	$ 44,691
WW0601	Line Replacement, Cedar Hills Estate	05/31/08	$ 319,000	$ 200,201	$ 118,799
WW0602	Line Replacement, Ector Drive	05/31/08	$ 425,000	$ 285,758	$ 139,242
WW0603	Little Bear Creek Collection Line	05/31/08	$ 575,000	$ 464,293	$ 110,707
WW0701	Line Replacement, McCormick & Copher	02/05/09	$ 243,000	$ 194,254	$ 48,746
WW0702	Line Replacement, Arnett Addition	02/05/09	$ 313,322	$ 229,006	$ 84,316
WW0703	Line Replacement, Jean Lane	02/05/09	$ 111,000	$ 70,603	$ 40,397
WW0704	Line Replacement, W. Fuller	02/05/09	$ 132,000	$ 82,708	$ 49,292
WW0902	Line Replacement, West Mills Drive-34th CDBG	04/16/10	$ 46,855	$ 46,855	$ -
WW0802	Line Replacement South Mills Drive CDBG-R	11/01/10	$ 253,710	$ 165,867	$ 87,843
WW0901	Line Replacement Woodridge Circle/Koen Lane	11/01/10	$ 407,000	$ 309,410	$ 97,590
WW0801	Line Replacement Fayette Drive	04/14/11	$ 357,000	$ 325,676	$ 31,324
WW1001	Line Rep - W Alexander Ln/Norman Dr/Franklin Dr	05/31/12	$ 420,000	$ 331,614	$ 88,386
WW1101	Line Rep - Bayless/Pauline/Jones (CDBG)	05/31/12	$ 350,000	$ 208,903	$ 141,097
WW1103	Line Rep - Bayless/Pauline/Jones Outfall	05/31/12	$ 57,000	$ 37,544	$ 19,456
WW1202	Line Rep - Collin Drive (37th CDBG)	05/31/12	$ 300,000	$ 231,173	$ 68,827
WW1102	Line Rep - E Huit Lane/Ascot Drive/Dunaway Drive	05/31/13	$ 560,000	$ 468,932	$ 91,068
WW1201	Line Rep - Blanco/Aransas/Crane	05/31/13	$ 327,000	$ 284,321	$ 42,679
WW1301	Line Rep - Ross/Slaughter/East & West Huitt	05/31/14	$ 670,000	$ 566,640	$ 103,360
WW1203	SH183 Phase I Wastewater Relocation	10/31/14	$ 372,243	$ 372,243	$ -
WW1401	Line Rep - Denton Drive	06/01/15	$ 629,000	$ 506,466	$ 122,534
WW1501	Line Rep - Crane Drive	05/31/16	$ 264,823	$ 264,823	$ -
WW1502	Line Rep - Town Creek Drive	05/31/16	$ 440,665	$ 395,896	$ 44,769
WW1601	Line Rep - Glenn Drive	05/31/17	$ 293,000	$ 264,370	$ 28,630
WW1702	FY2017 42nd CDBG LR: Oakwood Terrace Phase I	05/31/17	$ 242,000	$ 190,474	$ 51,526
WW1701	Line Rep - Cedar Hill Estates/Hollywood Boulevard	05/31/18	$ 134,165	$ 89,001	$ 45,164
WW1801	SH183 Phase II Wastewater Relocation	05/31/19	$ 700,672	$ 681,209	$ 19,463
WW1802	FY2018 43rd CDBG LR: Oakwood Terrace Phase II	05/31/19	$ 223,125	$ 183,337	$ 39,788
WW1901	Line Rep - Cedar Hill Estates North	05/31/20	$ 409,903	$ 250,838	$ 159,065
WW1902	FY2019 44th CDBG LR: Oakwood Terrace Phases III & IV	05/31/20	$ 377,639	$ 248,838	$ 128,801
WW2001	FY2020 45th CDBG LR: Midway Park 2nd Addition Phase I	05/31/21	$ 444,244	$ 400,484	$ 43,760
WW2002	Line Rep - Midway Park 3rd Addition Phase I	05/31/22	$ 446,600	$ 292,446	$ 154,154
WW2003	Line Rep - North Main Street	05/31/22	$ 189,000	$ 115,849	$ 73,151
WW2101	Line Rep - El Camino Real	05/31/22	$ 562,000	$ 371,957	$ 190,043
WW2102	FY2021 46th CDBG LR: Del Paso Street Phase I & II	05/31/22	$ 478,652	$ 331,867	$ 146,785
WW2103	Line Rep - SH10 @ Main Street	05/31/22	$ 121,000	$ 49,293	$ 71,707
Wastewater Projects - Prior Years			$ 18,196,635	$ 14,586,057	$ 3,610,578
WW2201	FY2022 47th CDBG LR: Paula Ln./David Dr./Susan St./Raider Ct.	05/31/23	$ 412,058	$ 409,440	$ 2,618
WW2202	Line Rep – Midway Park 3rd Addition Phase II & Green Hills Park	05/31/23	$ 442,400	$ 359,914	$ 82,486
WW2203	Line Rep – South Pipeline Road & SH 10	05/31/23	$ 165,340	$ 165,340	$ -
Wastewater Projects- Current Year			$ 1,019,798	$ 934,694	$ 85,104
Total Wastewater Projects			$ 19,216,433	$ 15,520,751	$ 3,695,682

City of Euless
Capital Project Request

Department:	PUBLIC WORKS	**Date Prepared:**	March 30,2021
Submitted By:	HAL CRANOR	**Date Completed:**	May 31, 2023

Project Title: 47TH CDBG LINE REP – PAULA/DAVID/SUSAN/RAIDER

Project Type: WASTEWATER **Sub-Type:** MAIN REPLACEMENT

Project Code: WW2201 **Priority:** A

COUNCIL AUTHORIZATION:

February 9, 2021: Conducted a Public Hearing for the proposed 47th year CDBG project and approved the recommendation which includes replacing a wastewater line that is approximately 2,873 feet in length. It's located through properties adjacent to Susan Street, Paula Lane, Needles Street, and Raider Court.
February 22, 2022: Approved Resolution No. 22-1618, recommending award of a construction contract for Community Development Block Grant (CDBG) Project No. B21-UC-48-0001-22-50 to A & B Construction, LLC. for the replacement of the sanitary sewer mains along Paula Lane, David Drive, Susan Street, and Raider Court in the amount of $343,865 and authorized a contingency in the amount of $17,193.25.

RELATIONSHIP TO OTHER PROJECTS AND/OR MASTER PLAN:

The wastewater mains included in this project are part of the City's Wastewater System Master Plan.

PROJECT DESCRIPTION:

The project consists of the replacement of the following wastewater mains:

1. Between West Pipeline Road and Susan Street from Paula Lane to Raider Drive,
2. Between Paula Lane and David Drive from Susan Street and Needles Street, and
3. Raider Court.

(47th year CDBG project)

PROJECT SCHEDULE:

Began Design: August 2021
Design Complete: January 2022
Began Construction: March 2022
Construction Complete: July 2022

JUSTIFICATION:

Many wastewater mains throughout the City are 50+ years old. Most of these lines are clay tile and are susceptible to ground movement, pulled joints, root infiltration, and deterioration from hydrogen sulfide gas. Many are substandard in size and have inflow/infiltration problems. This project is part of the systematic replacement of wastewater mains using a worst-first approach to reduce maintenance costs and customer problems.

PROJECT TITLE: 47TH CDBG LINE REP – PAULA/DAVID/SUSAN/RAIDER **PROJECT CODE:** WW2201

NET EFFECTS ON OPERATING AND MAINTENANCE COST (+ OR -) ANNUAL:			**TOTAL ESTIMATED CAPITAL COST:**	
Direct Operating Cost			Engineering	$51,000
Personnel:	Full Time		Construction	$361,058
	Part Time	$0		
Total Salary		$0		
Purchase of Services				
Materials & Supplies				
Utilities				
		$0		
Subtotal:		$0	**Total Estimated Capital Cost**	$412,058
Maintenance Costs			**Funding Source:**	
			Transfer from:	
			W/WW CIP Fund Balance	$33,998
			CDBG Award	$378,060
		$0		
Subtotal:		$0	Transfer to:	
			W/WW CIP Fund Balance	($2,593)
			Unused 47th CDBG Funding	($25)
Total Estimated Annual Cost		$0	**Total Funding**	$409,440

CURRENT STATUS

PHASE/FUNDING SOURCE	**BUDGET**	**EXPENDED**	**OVER/UNDER BUDGET (- +)**	**% EXPENDED**
Engineering	$51,000	$50,975	$25	100%
Construction	$361,058	$358,465	$2,593	99%
TOTAL PROJECT	$412,058	$409,440	$2,618	99%

City of Euless
Capital Project Request

Department:	PUBLIC WORKS	**Date Prepared:**	April 04,2020
Submitted By:	HAL CRANOR	**Date Completed:**	May 31, 2023

Project Title: LR – MIDWAY PARK 3RD ADDN PH II & GREEN HILLS PRK

Project Type: WASTEWATER **Sub-Type:** MAIN REPLACEMENT

Project Code: WW2202 **Priority:** A

COUNCIL AUTHORIZATION:

January 11, 2022: Authorized the City Manager to execute an engineering design contract with Wier & Associates, Inc. for the design of replacement sanitary sewer mains. The estimated expenditure is $63,400.
June 28, 2022: Awarded Bid No. 009-22 to Douglas Dailey Construction, LLC. for the replacement of sanitary sewer mains in portions of Midway Park 3rd Addition and Green Hills Park and authorized the City Manager to enter into a contract with Douglas Dailey Construction, LLC. The estimated expenditure is $327,814.

RELATIONSHIP TO OTHER PROJECTS AND/OR MASTER PLAN:

The wastewater mains included in this project are part of the City's Wastewater System Master Plan.

PROJECT DESCRIPTION:

The project consists of the replacement of the following wastewater mains:

1. Between Fayette Drive and Ector Drive from Harwood Road to Lamar Drive,
2. Along Donley Drive from a point 1000 feet north of Harwood Road to Harwood Road, and
3. 606, 608, 1304, 1306 and 1308 Glenn Drive.

PROJECT SCHEDULE:

Began Design: January 2022
Design Complete: April 2022
Began Construction: July 2022
Construction Complete: December 2022

JUSTIFICATION:

Many wastewater mains throughout the City are 50+ years old. Most of these lines are clay tile and are susceptible to ground movement, pulled joints, root infiltration, and deterioration from hydrogen sulfide gas. Many are substandard in size and have inflow/infiltration problems. This project is part of the systematic replacement of wastewater mains using a worst-first approach to reduce maintenance costs and customer problems.

PROJECT TITLE: LR – MIDWAY PARK 3RD ADDN PH II & GREEN HILLS PRK **PROJECT CODE:** WW2202

NET EFFECTS ON OPERATING AND MAINTENANCE COST (+ OR -) ANNUAL:			**TOTAL ESTIMATED CAPITAL COST:**	
Direct Operating Cost			Engineering	$63,400
Personnel:	Full Time		Construction	$379,000
	Part Time	$0		
Total Salary		$0		
Purchase of Services				
Materials & Supplies				
Utilities				
		$0		
Subtotal:		$0	**Total Estimated Capital Cost**	$442,400
Maintenance Costs			**Funding Source:**	
			Transfer from:	
			W/WW Operating Fund	$436,000
			W/WW CIP Fund Balance	$6,400
		$0		
Subtotal:		$0		
			Transfer to:	
			W/WW CIP Fund Balance	($82,486)
Total Estimated Annual Cost		$0	**Total Funding**	$359,914

CURRENT STATUS

PHASE/FUNDING SOURCE	**BUDGET**	**EXPENDED**	**OVER/UNDER BUDGET (- +)**	**% EXPENDED**
Engineering	$63,400	$60,600	$2,800	96%
Construction	$379,000	$299,314	$79,686	79%
TOTAL PROJECT	$442,400	$359,914	$82,486	81%

City of Euless
Capital Project Request

Department:	PUBLIC WORKS	**Date Prepared:**	June 06,2022
Submitted By:	HAL CRANOR	**Date Completed:**	May 31, 2023

Project Title: LINE REPLACEMENT – SOUTH PIPELINE ROAD & SH 10

Project Type: WASTEWATER **Sub-Type:** MAIN REPLACEMENT

Project Code: WW2203 **Priority:** A

COUNCIL AUTHORIZATION:

April 12, 2022: Authorized the City Manager to execute a construction contract with A & B Construction, LLC. for the emergency replacement of a sanitary sewer main located between South Pipeline Road and State Highway 10. The estimated expenditure is $165,340 with an owner-controlled contingency of five percent of the contractual amount.

RELATIONSHIP TO OTHER PROJECTS AND/OR MASTER PLAN:

The wastewater mains included in this project are part of the City's Wastewater System Master Plan.

PROJECT DESCRIPTION:

The project consists of the replacement of wastewater mains along the east side of Parks at Texas Star North from South Pipeline Road north to SH 10.

PROJECT SCHEDULE:

Began Construction: May 2022
Construction Complete: August 2022

JUSTIFICATION:

Many wastewater mains throughout the City are 50+ years old. Most of these lines are clay tile and are susceptible to ground movement, pulled joints, root infiltration, and deterioration from hydrogen sulfide gas. Many are substandard in size and have inflow/infiltration problems. This project is part of the systematic replacement of wastewater mains using a worst-first approach to reduce maintenance costs and customer problems.

PROJECT TITLE: LINE REPLACEMENT – SOUTH PIPELINE ROAD & SH 10 **PROJECT CODE:** WW2203

NET EFFECTS ON OPERATING AND MAINTENANCE COST (+ OR -) ANNUAL:			**TOTAL ESTIMATED CAPITAL COST:**	
Direct Operating Cost			Construction	$165,340
Personnel:	Full Time			
	Part Time	$0		
Total Salary		$0		
Purchase of Services				
Materials & Supplies				
Utilities				
		$0		
Subtotal:		$0	**Total Estimated Capital Cost**	$165,340
Maintenance Costs			**Funding Source:**	
			Transfer from:	
			W/WW CIP Fund Balance	$165,340
		$0		
Subtotal:		$0		
Total Estimated Annual Cost		$0	**Total Funding**	$165,340

CURRENT STATUS

PHASE/FUNDING SOURCE	**BUDGET**	**EXPENDED**	**OVER/UNDER BUDGET (- +)**	**% EXPENDED**
Construction	$165,340	$165,340	$0	100%
TOTAL PROJECT	$165,340	$165,340	$0	100%

THE CITY OF
EULESS

CAPITAL IMPROVEMENTS PROGRAM
COMPLETED PROJECTS SUMMARY

Project Number	Project Description	Date Completed	Total Budget	Total Project Costs	(Over) Under Budget
WATER PROJECTS					
WT9903	Master Plan	08/30/99	$ 42,000	$ 5,445	$ 36,555
WT9904	Well Repairs	09/30/99	$ 66,921	$ 66,921	$ -
WT9907	Impact Fee Study	09/30/99	$ 13,000	$ 12,238	$ 762
WT9911	Water Distribution - Master Plan	09/30/99	$ 25,600	$ 24,000	$ 1,600
WT9901	Meter Change Out Program	10/30/99	$ 101,917	$ 98,365	$ 3,552
WT0002	Emergency Repair - Hwy 10	11/30/99	$ 15,450	$ 14,214	$ 1,236
WT9906	Hwy 10 Water Line	01/30/00	$ 150,000	$ 138,883	$ 11,117
WT0006	Central Drive Water Mains	03/31/00	$ 92,814	$ 90,742	$ 2,072
WT9905	Misc Water Rehab	06/30/00	$ 50,000	$ 43,749	$ 6,251
WT0004	Water Line Milam - Ector/Midway	06/30/00	$ 18,248	$ 13,743	$ 4,505
WT0102	SCADA Upgrade	04/09/01	$ 93,400	$ 93,400	$ -
WT0003	Waterline Replacement - Aransas	06/30/01	$ 12,057	$ 7,089	$ 4,968
WT0005	Waterline Replacement - Milam- Denton/Mid	04/30/02	$ 26,988	$ 26,988	$ -
WT9910	Water Line for Elevated Tank	05/31/02	$ 1,608,386	$ 1,201,698	$ 406,688
WT9909	2MG Water Tank	03/31/03	$ 2,430,881	$ 2,289,571	$ 141,310
WT0103	Fire Hydrant Replacement Program	03/31/03	$ 50,000	$ 49,626	$ 374
WT9908	Mid Cities Blvd. 12" Line	04/30/04	$ 342,080	$ 313,354	$ 28,726
WT0401	Line Replacement, West Pipeline Main	05/31/06	$ 1,215,663	$ 1,215,663	$ -
WT0403	Waterline Replacement - Fairlawn Court	Cancelled	$ 35,000	$ -	$ 35,000
WT0404	Waterline Replacement - Atkerson Lane	Cancelled	$ 104,000	$ -	$ 104,000
WT0405	Line Replacement, West Ash Lane	08/31/06	$ 30,000	$ 11,626	$ 18,374
WT0406	Line Replacement, Westport/Newport/Asbury	08/31/06	$ 67,000	$ 9,866	$ 57,134
WT0502	FY'2005 CDBG	08/31/06	$ 69,300	$ 29,549	$ 39,751
WT0503	Line Replacement, S. Atkerson Lane	08/31/06	$ 79,000	$ 51,294	$ 27,706
WT0504	Line Replacement, Blanco Drive	08/31/06	$ 112,620	$ 112,620	$ -
WT0505	Line Replacement, Henslee	08/31/06	$ 183,000	$ 123,859	$ 59,141
WT0506	Line Replacement, Vernon/Slaughter	08/31/06	$ 161,000	$ 113,052	$ 47,948
WT9902	Tank Painting	05/31/07	$ 1,317,763	$ 957,542	$ 360,221
WT0501	System Security Upgrade	05/31/08	$ 40,000	$ 28,319	$ 11,681
WT0601	Wtr Sys Security Perimeter Fence Upgrade	05/31/08	$ 75,000	$ 49,567	$ 25,433
WT0602	Line Replacement, Cannon Drive	05/31/08	$ 250,000	$ 223,055	$ 26,945
WT0701	Line Replacement, Canyon Ridge	05/31/08	$ 116,000	$ 78,136	$ 37,864
WT0702	CDBG FY07 - 32nd Oakwood Terrace	05/31/08	$ 334,481	$ 296,223	$ 38,258
WT0802	CDBG-33rd Oakwood Terrace-Simmons	12/31/08	$ 451,639	$ 384,173	$ 67,466
WT0402	Water & Wastewater Impact Fee Update	05/31/09	$ 30,000	$ 17,729	$ 12,271
WT0801	Line Replacement, Signet/Mesa	05/31/09	$ 255,000	$ 218,663	$ 36,337
WT0201	Well Rehabilitation/Disinfection	04/17/10	$ 600,000	$ 522,308	$ 77,692
WT0202	Reclaimed Water Main	05/31/13	$ 1,750,000	$ 1,606,337	$ 143,663
WT1202	Standpipe Storage Tank & Building Demolition	05/31/13	$ 134,640	$ 70,089	$ 64,551
WT1203	Water & Wastewater Impact Fee Update	05/31/13	$ 34,575	$ 34,575	$ -
WT1401	El Camino Real	02/28/15	$ 460,000	$ 420,462	$ 39,538
WT0901	Trinity River Authority Water Payment-Impact	05/31/16	$ 750,000	$ 750,000	$ -
WT1201	Reclaimed Water Line Extension Phase I	05/31/16	$ 3,239,452	$ 3,239,452	$ -
WT1501	24-Inch Valve Replacement	05/31/16	$ 180,000	$ 131,370	$ 48,630
WT1601	Line Rep - Donley Drive/Shelmar Drive	05/31/16	$ 212,000	$ 152,990	$ 59,010
WT1602	FY2016 41st CDBG Line Rep - Ector Drive	05/31/17	$ 310,925	$ 309,151	$ 1,774
WT1212	Reclaimed Water Line Extension Phase II	05/31/18	$ 2,591,496	$ 1,868,473	$ 723,023
WT1402	Fixed Base Meter Reading and Water Meter Changeout	05/31/18	$ 5,503,719	$ 5,503,719	$ -
WT1801	SH183 Phase II Water Relocation	05/31/19	$ 780,672	$ 703,577	$ 77,095
WT1901	Line Rep - Kynette Drive	05/31/20	$ 635,000	$ 593,793	$ 41,207
WT0101	Water Tank Debt Payment-Impact	05/31/21	$ 5,240,318	$ 5,240,318	$ -
Water Projects - Prior Years			$ 32,489,005	$ 29,557,576	$ 2,931,429
WT2001	Line Replacement – Alexander Lane	05/31/23	$ 347,829	$ 326,385	$ 21,444
WT2101	Line Replacement – Dickey Drive	05/31/23	$ 568,171	$ 568,171	$ -
WT2201	1 Mil Well Replacement Design	05/31/23	$ 53,077	$ 53,077	$ -
Water Projects- Current Year			$ 969,077	$ 947,633	$ 21,444
Total Water Projects			$ 33,458,082	$ 30,505,209	$ 2,952,873

City of Euless
Capital Project Request

Department:	PUBLIC WORKS	**Date Prepared:**	April 05,2018
Submitted By:	HAL CRANOR	**Date Completed:**	May 31, 2023

Project Title: LINE REPLACEMENT – ALEXANDER LANE

Project Type: WATER **Sub-Type:** MAIN REPLACEMENT

Project Code: WT2001 **Priority:** A

COUNCIL AUTHORIZATION:

October 12, 2021: Awarded Bid No. 006-21 to A & B Construction, LLC. for the replacement of water mains located along East Alexander Lane from Cullum Drive to Dickey Drive and authorized the City Manager to enter into a contract with A & B Construction, LLC.

RELATIONSHIP TO OTHER PROJECTS AND/OR MASTER PLAN:

The water mains included in this project are part of the City's Water System Master Plan.

PROJECT DESCRIPTION:

The project consists of the replacement of existing 6 inch and 8 inch asbestos concrete water lines located along East Alexander Lane from Cullum Drive to Dickey Drive.

PROJECT SCHEDULE:

Began Construction: March 2022
Construction Complete: September 2022

JUSTIFICATION:

The line has had nine leaks repaired since 2007 and was installed in 1959.

PROJECT TITLE: LINE REPLACEMENT – ALEXANDER LANE **PROJECT CODE:** WT2001

NET EFFECTS ON OPERATING AND MAINTENANCE COST (+ OR -) ANNUAL:			**TOTAL ESTIMATED CAPITAL COST:**	
Direct Operating Cost			Engineering	$10,555
Personnel:	Full Time		Construction	$327,274
	Part Time	$0	Contingency	$10,000
Total Salary		$0		
Purchase of Services				
Materials & Supplies				
Utilities				
		$0		
Subtotal:		$0	**Total Estimated Capital Cost**	$347,829
Maintenance Costs			**Funding Source:**	
			Transfer from:	
			W/WW Operating Fund	$440,000
		$0		
Subtotal:		$0	Transfer to:	
			WT2101 - Dickey Drive	($92,171)
			W/WW CIP Fund Balance	($21,444)
Total Estimated Annual Cost		$0	**Total Funding**	$326,385

CURRENT STATUS

PHASE/FUNDING SOURCE	**BUDGET**	**EXPENDED**	**OVER/UNDER BUDGET (- +)**	**% EXPENDED**
Engineering	$10,555	$8,569	$1,986	81%
Construction	$327,274	$317,816	$9,458	97%
Contingency	$10,000	$0	$10,000	0%
TOTAL PROJECT	$347,829	$326,385	$21,444	94%

City of Euless
Capital Project Request

Department:	PUBLIC WORKS	**Date Prepared:**	April 04,2019
Submitted By:	HAL CRANOR	**Date Completed:**	May 31, 2023

Project Title: LINE REPLACEMENT – DICKEY DRIVE

Project Type: WATER **Sub-Type:** MAIN REPLACEMENT

Project Code: WT2101 **Priority:** A

COUNCIL AUTHORIZATION:

October 12, 2021: Awarded Bid No. 006-21 to A & B Construction, LLC. for the replacement of water mains located along Dickey Drive between East Alexander Lane and Copher Court and authorized the City Manager to enter into a contract with A & B Construction, LLC.

RELATIONSHIP TO OTHER PROJECTS AND/OR MASTER PLAN:

The water mains included in this project are part of the City's Water System Master Plan.

PROJECT DESCRIPTION:

The project consists of the replacement of an existing 6 inch asbestos concrete water line located along Dickey Drive between East Alexander Lane and Copher Court.

PROJECT SCHEDULE:

Began Construction: March 2022
Construction Complete: September 2022

JUSTIFICATION:

The line has had nine leaks repaired since 2007 and was installed in 1961.

PROJECT TITLE: LINE REPLACEMENT – DICKEY DRIVE **PROJECT CODE:** WT2101

NET EFFECTS ON OPERATING AND MAINTENANCE COST (+ OR -) ANNUAL:			**TOTAL ESTIMATED CAPITAL COST:**	
Direct Operating Cost			Engineering	$19,227
Personnel:	Full Time		Construction	$548,944
	Part Time	$0		
Total Salary		$0		
Purchase of Services				
Materials & Supplies				
Utilities				
		$0		
Subtotal:		$0	**Total Estimated Capital Cost**	$568,171
Maintenance Costs			**Funding Source:**	
			Transfer from:	
			W/WW Operating Fund	$476,000
			WT2001 - Alexander Lane	$92,171
		$0		
Subtotal:		$0		
Total Estimated Annual Cost		$0	**Total Funding**	$568,171

CURRENT STATUS

PHASE/FUNDING SOURCE	**BUDGET**	**EXPENDED**	**OVER/UNDER BUDGET (- +)**	**% EXPENDED**
Engineering	$19,227	$19,227	$0	100%
Construction	$548,944	$548,944	$0	100%
TOTAL PROJECT	$568,171	$568,171	$0	100%

City of Euless
Capital Project Request

Department:	PUBLIC WORKS	**Date Prepared:**	April 15,2019
Submitted By:	HAL CRANOR	**Date Completed:**	May 31, 2023

Project Title: 1 MIL WELL REPLACEMENT DESIGN

Project Type: WATER **Sub-Type:** WELL

Project Code: WT2201 **Priority:** A

COUNCIL AUTHORIZATION:

September 14, 2021: Authorized the City Manager to negotiate and execute an Engineering Design Contract with RW Harden and Associates for the design of a third City water well to be located at 2700 Main Street.

RELATIONSHIP TO OTHER PROJECTS AND/OR MASTER PLAN:

RW Harden & Associates completed a Preliminary Well Design Study in FY2017 in preparation for the replacement of the Fuller Well, Far North Well, and the eventual replacement of the 1 Mil Well.

PROJECT DESCRIPTION:

The project consists of the design of 1 Mil Well with a new well. Project has been placed on hold.

PROJECT SCHEDULE:

Began Design: October 2021
Design Complete: August 2022

JUSTIFICATION:

A new well will enable the City to continue to provide high quality water to citizens while reducing maintenance and operational costs.

PROJECT TITLE: 1 MIL WELL REPLACEMENT DESIGN **PROJECT CODE:** WT2201

NET EFFECTS ON OPERATING AND MAINTENANCE COST (+ OR -) ANNUAL:			**TOTAL ESTIMATED CAPITAL COST:**	
Direct Operating Cost			Engineering	$53,077
Personnel:	Full Time			
	Part Time	$0		
Total Salary		$0		
Purchase of Services				
Materials & Supplies				
Utilities				
		$0		
Subtotal:		$0	**Total Estimated Capital Cost**	$53,077
Maintenance Costs			**Funding Source:**	
			Transfer from:	
			American Rescue Plan Fund	$6,500,000
			WT1802-Well Replacement	$53,077
		$0		
Subtotal:		$0		
			Transfer to:	
			W/WW CIP FB Restricted	($6,500,000)
Total Estimated Annual Cost		$0	**Total Funding**	$53,077

CURRENT STATUS

PHASE/FUNDING SOURCE	**BUDGET**	**EXPENDED**	**OVER/UNDER BUDGET (- +)**	**% EXPENDED**
Engineering	$53,077	$53,077	$0	100%
TOTAL PROJECT	$53,077	$53,077	$0	100%

THE CITY OF
EULESS

CAPITAL IMPROVEMENTS PROGRAM
COMPLETED PROJECTS SUMMARY

Project Number	Project Description	Date Completed	Total Budget	Total Project Costs	(Over) Under Budget
OTHER PROJECTS					
AC0202	Athletic Complex Phase III	05/31/06	$ 1,252,221	$ 1,251,915	$ 306
AC1001	Texas Star Sports Complex Lighting Improvements	05/31/12	$ 504,200	$ 475,246	$ 28,954
AC1201	Texas Star Sports Complex Phase IV	05/31/16	$ 645,687	$ 575,653	$ 70,034
AC1601	Texas Star Sports Complex Phase V	05/31/18	$ 2,602,877	$ 2,538,291	$ 64,586
AC1702	Texas Star Sports Complex Phase VI	05/31/17	$ 1,258,892	$ 1,258,470	$ 422
AC9901	Athletic Complex Phase II	06/30/02	$ 123,654	$ 75,047	$ 48,607
CM1508	Car Rental Contingency	05/31/16	$ 700,000	$ 700,000	$ -
CM1509	Municipal Plaza Improvements Phase I	05/31/17	$ 158,500	$ 41,767	$ 116,733
ED0101	Planning Consultants	05/31/18	$ 204,869	$ 104,869	$ 100,000
ED0102	Bell Ranch Terrace	Cancelled	$ 200,000	$ -	$ 200,000
FM0101	Building D	09/30/02	$ 930,610	$ 930,608	$ 2
FM0209	Midway Recreation Upgrade	06/30/02	$ 557,125	$ 557,125	$ -
FM0308	Building A Remodel	05/31/07	$ 1,663,238	$ 1,651,325	$ 11,913
FM0309	Fire Station #3	05/31/07	$ 2,286,798	$ 2,286,229	$ 569
FM0504	Building "B" Remodel	05/31/09	$ 1,322,490	$ 1,315,697	$ 6,793
FM0601	Public Works Facility	05/31/08	$ 2,210,956	$ 2,213,507	$ (2,551)
FM0801	TX Star Golf Course & Conference Ctr Expand	05/31/09	$ 3,630,079	$ 3,630,079	$ -
FM0802	Senior Citizen Center Design	cancelled	$ 250,000	$ -	$ 250,000
FM0803	Midway Recreation Improvements	03/31/09	$ 293,500	$ 75,976	$ 217,524
FM0804	Library-Shell Expansion	12/31/08	$ 307,034	$ 305,664	$ 1,370
FM1510	Development/Engineering Building Improvements	05/31/18	$ 2,589,125	$ 2,588,793	$ 332
FM1708	Library Remodel	05/31/21	$ 7,546,908	$ 7,546,908	$ -
GC1201	TSGC Misc. Improvements	05/31/18	$ 430,000	$ 404,820	$ 25,180
GC1701	TSGC Maintenance Building	05/31/18	$ 100,000	$ 97,934	$ 2,066
GR1401	Golf Course Upgrades	09/30/14	$ 587,000	$ 581,296	$ 5,704
PD9901	Police and Courts Facility	05/31/15	$ 11,718,304	$ 11,718,304	$ -
PR0015	Purchase of Dallas Stars Center	05/31/00	$ 10,327,978	$ 10,327,978	$ -
PR0016	Wilshire Park Improvements	06/30/02	$ 150,000	$ 149,926	$ 74
PR0110	Slope Protection/Screening Wall	03/31/03	$ 1,275,203	$ 1,273,923	$ 1,280
PR0302	Bob Eden Parking	04/30/05	$ 75,000	$ 74,854	$ 146
PR0303	Youth Ballpark	04/30/05	$ 600,000	$ 600,000	$ -
PR0407	Parking Improvements, Midway	Cancelled	$ 11,000	$ -	$ 11,000
PR0408	Parking Improvements, S. Euless Park	05/31/06	$ 55,000	$ 20,991	$ 34,009
PR0409	Parking Improvements, Simmons	07/29/04	$ 6,960	$ 6,960	$ -
PR0410	Parking Improvements, Villages Bear Creek	07/29/04	$ 33,666	$ 33,666	$ -
PR0411	Preserve at McCormick Park	05/31/06	$ 1,168,427	$ 1,168,427	$ -
PR0412	Splash Pool	05/31/06	$ 125,000	$ 124,477	$ 523
PR0601	Park Amenities Upgrade	04/17/10	$ 150,000	$ 145,316	$ 4,684
PR0602	Mid Cities Landscaping	05/31/09	$ 40,000	$ 33,199	$ 6,801
PR0719	Midway Park Trail	05/31/09	$ 210,000	$ 190,473	$ 19,527
PR0901	Trail Enhancements - Bob Eden Park	04/17/10	$ 135,000	$ 101,673	$ 33,327
PR0902	Senior Citizen Center at Midway Park	05/31/11	$ 4,763,661	$ 3,888,892	$ 874,769
PR0907	Euless Family Life Center Phase I	05/31/11	$ 2,105,000	$ 2,099,281	$ 5,719
PR1201	Euless Family Life Center Aquatics	09/30/14	$ 7,504,972	$ 7,319,299	$ 185,673
PR1401	Glade Parks Trail Connection	05/31/19	$ 1,396,545	$ 1,138,772	$ 257,773
PR1917	Carr Park Improvements	05/31/21	$ 1,928,548	$ 1,906,504	$ 22,044
PR9901	Hike/Bike Trail	04/30/05	$ 237,714	$ 237,714	$ -
PR9902	Senior Citizen Remodel	04/30/05	$ 16,130	$ 16,130	$ -
PR9903-PR9918	Various EDC Park Projects	09/30/06	$ 259,566	$ 248,891	$ 10,675
PR9922	Tejas Remodel	11/30/01	$ 430,000	$ 455,885	$ (25,885)
PR9927	Park Improvements - Texas Star	09/30/01	$ 1,036,500	$ 1,025,298	$ 11,202
PW1704	Public Works Yard Improvements	05/31/17	$ 100,000	$ 97,686	$ 2,314
SS0010	Former Fire Station #2	06/30/02	$ 599,600	$ 595,257	$ 4,343
SS0113	Park Building	06/30/02	$ 1,492,400	$ 1,492,100	$ 300
SS9901	Fire Station II	03/30/00	$ 49,688	$ 49,688	$ -
SS9902	Library Books	08/15/00	$ 3,302	$ 3,302	$ -
SS9919	Fire Station #3 - Structural Repairs	03/30/00	$ 30,000	$ 17,344	$ 12,656
Other Projects - Prior Years			$ 80,390,927	$ 77,769,429	$ 2,621,498
PR2102	Senior Center Canopy CDBG-CV	05/31/23	$ 394,544	$ 392,980	$ 1,564
PR2306	Carr Park Trail Connection	05/31/23	$ 316,100	$ -	$ 316,100
PR2307	Kiddie Carr Park Improvements	05/31/23	$ 893,500	$ -	$ 893,500
PR2309	Parks at Texas Star North Additional Parking Lot	05/31/23	$ 499,800	$ 449,892	$ 49,908
PR2310	Trail Lighting – Heritage Avenue to Bob Eden Park	05/31/23	$ 150,000	$ 150,000	$ -
Other Projects - Current Year			$ 2,253,944	$ 992,872	$ 1,261,072
Total Other Projects			$ 82,644,871	$ 78,762,300	$ 3,882,571

City of Euless
Capital Project Request

Department:	FLEET & FACILITY OPERATIONS	**Date Prepared:**	April 13,2021
Submitted By:	KYLE MCADAMS	**Date Completed:**	May 31, 2023

Project Title: SENIOR CENTER CANOPY CDBG-CV

Project Type: FACILITIES **Sub-Type:** IMPROVEMENTS

Project Code: PR2102 **Priority:** A

COUNCIL AUTHORIZATION:

November 24, 2020: Held a public hearing and approved the recommended project selection for the Community Development Block Grant-CV (CDBG-CV) program.
June 22, 2021: Approved Resolution No. 21-1608, recommending award of a contract for the CDBG-CV Project to JC Commercial, Inc. in the amount of $382,777 for the construction of an exterior arbor on the north side of the Euless Senior Center. The resolution includes the authorization for the City of Euless staff and Tarrant County to issue change order(s) totaling an amount not to exceed five percent of the base contract amount ($19,138.85) without requiring formal action by the City Council and Commissioner's Court.

RELATIONSHIP TO OTHER PROJECTS AND/OR MASTER PLAN:

PROJECT DESCRIPTION:

The project scope includes the installation of an operable louvered canopy on the north side of the Euless Family Life Center – Senior Center outside the main ballroom. This addition will include additional patio area, lighting, and enhanced landscape beds. Canopy will be powered and fully-adjustable by remote control.

PROJECT SCHEDULE:

Began Design: January 2021
Design Complete: April 2021
Began Construction: August 2021
Construction Complete: June 2022

JUSTIFICATION:

The addition of a canopy to the north side of the Euless Family Life Center – Senior Center will allow for full usage of the patio area and will encourage citizens to use the exterior of the building for programmed activities, gatherings, and enjoyment of the outdoor area. The canopy will be a fully-functional louvered type and will allow for the movement of the slats to keep the area either covered from the sunlight or allow a minimal amount of light to fall upon the patio area.

PROJECT TITLE: SENIOR CENTER CANOPY CDBG-CV **PROJECT CODE:** PR2102

NET EFFECTS ON OPERATING AND MAINTENANCE COST (+ OR -) ANNUAL:			TOTAL ESTIMATED CAPITAL COST:	
Direct Operating Cost			Design	$11,767
Personnel:	Full Time		Construction	$382,777
	Part Time	$0		
Total Salary		$0		
Purchase of Services				
Materials & Supplies				
Utilities				
		$0		
Subtotal:		$0	**Total Estimated Capital Cost**	$394,544
Maintenance Costs			**Funding Source:**	
			Transfer from:	
			General CIP Fund Balance	$11,767
		$0	CDBG-CV Award	$382,777
Subtotal:		$0		
			Transfer to:	
			General CIP Fund Balance	($1,564)
Total Estimated Annual Cost		$0	**Total Funding**	$392,980

CURRENT STATUS

PHASE/FUNDING SOURCE	BUDGET	EXPENDED	OVER/UNDER BUDGET (- +)	% EXPENDED
Design	$11,767	$10,203	$1,564	87%
Construction	$382,777	$382,777	$0	100%
TOTAL PROJECT	$394,544	$392,980	$1,564	100%

City of Euless
Capital Project Request

Department:	COMMUNITY SERVICES	**Date Prepared:**	March 02,2017
Submitted By:	RAY MCDONALD	**Date Completed:**	May 31, 2023
Project Title:	CARR PARK TRAIL CONNECTION		
Project Type:	PARK/RECREATION	**Sub-Type:**	PARK IMPROVEMENTS
Project Code:	PR2306	**Priority:**	**A**

COUNCIL AUTHORIZATION:

RELATIONSHIP TO OTHER PROJECTS AND/OR MASTER PLAN:

The adopted Parks Master Plan recommends funding for system-wide trail, park facilities, and amenities upgrades.

PROJECT DESCRIPTION:

This project includes the construction of a sidewalk/trail connection from Carr and Kiddie Carr Parks to South Pipeline Road along Mills Drive and through the TRA easement.

Note: Project will be re-evaluated with upcoming Parks Master Plan update.

PROJECT SCHEDULE:

JUSTIFICATION:

As identified in the adopted Parks Master Plan, the municipal park is the foundation of any solid parks and recreation system. The City of Euless parks and recreation system provides residents and visitors with significant personal, social, environmental, and economic benefits. The revitalization efforts that the Euless City Council has focused on over the years has increased the sense of community pride. The proposed project will continue the City Council's revitalization efforts by creating an area that will serve both the passive and active leisure needs of the residents in this area.

PROJECT TITLE: CARR PARK TRAIL CONNECTION **PROJECT CODE:** PR2306

NET EFFECTS ON OPERATING AND MAINTENANCE COST (+ OR -) ANNUAL:			TOTAL ESTIMATED CAPITAL COST:	
Direct Operating Cost			Hardscape	$164,000
Personnel:	Full Time		Site Preparation	$75,000
	Part Time	$0	Development/Prof. Services	$65,600
Total Salary		$0	Survey	$10,000
Purchase of Services			TDLR	$1,500
Materials & Supplies				
Utilities				
		$0		
Subtotal:		$0	**Total Estimated Capital Cost**	$316,100
Maintenance Costs			**Funding Source:**	
			Transfer from:	
			EDC Operating Fund	$316,100
		$0		
Subtotal:		$0		
			Transfer to:	
			EDC CIP Fund Balance	($316,100)
Total Estimated Annual Cost		$0	**Total Funding**	$0

CURRENT STATUS

PHASE/FUNDING SOURCE	BUDGET	EXPENDED	OVER/UNDER BUDGET (- +)	% EXPENDED
Development/Professional Services	$77,100	$0	$77,100	0%
Construction	$239,000	$0	$239,000	0%
TOTAL PROJECT	$316,100	$0	$316,100	0%

City of Euless
Capital Project Request

Department:	COMMUNITY SERVICES	**Date Prepared:**	March 02,2017
Submitted By:	RAY MCDONALD	**Date Completed:**	May 31, 2023

Project Title: KIDDIE CARR PARK IMPROVEMENTS

Project Type: PARK/RECREATION **Sub-Type:** PARK IMPROVEMENTS

Project Code: PR2307 **Priority:** A

COUNCIL AUTHORIZATION:

RELATIONSHIP TO OTHER PROJECTS AND/OR MASTER PLAN:

The adopted Parks Master Plan recommends funding for system-wide park facilities and amenities upgrades.

PROJECT DESCRIPTION:

This project includes the necessary demolition and site work to complete a renovated park project that will include additional parking, benches with pads, picnic tables with pads, additional sidewalks, trail projects, general park lighting, a sport court, drinking fountain, trash cans, bbq grills, bicycle racks, signage, and additional landscaping.

Note: Project will be re-evaluated with upcoming Parks Master Plan update.

PROJECT SCHEDULE:

JUSTIFICATION:

As identified in the adopted Parks Master Plan, the municipal park is the foundation of any solid parks and recreation system. The City of Euless parks and recreation system provides residents and visitors with significant personal, social, environmental, and economic benefits. The revitalization efforts that the Euless City Council has focused on over the years has increased the sense of community pride. Kiddie Carr Park is a four acre park located adjacent to Carr Park off Pauline. This park includes the Parks Department's in-ground tree farm, a greenhouse, and an outdoor basketball court. The proposed project will continue the City Council's revitalization efforts by creating an area that will serve both the passive and active leisure needs of the residents in this area.

PROJECT TITLE: KIDDIE CARR PARK IMPROVEMENTS **PROJECT CODE:** PR2307

NET EFFECTS ON OPERATING AND MAINTENANCE COST (+ OR -) ANNUAL:			**TOTAL ESTIMATED CAPITAL COST:**	
Direct Operating Cost			Demolition	$5,500
Personnel:	Full Time		Site work	$155,000
	Part Time	$0	Hardscape	$322,000
Total Salary		$0	Landscape	$60,500
Purchase of Services			Fixtures/Furnishings	$92,000
Materials & Supplies			Development/Prof. Services	$254,000
Utilities			TDLR	$1,500
			Geotech	$3,000
		$0		
Subtotal:		$0	**Total Estimated Capital Cost**	$893,500
Maintenance Costs			**Funding Source:**	
			Transfer from:	
			EDC Operating Fund	$893,500
		$0		
Subtotal:		$0		
			Transfer to:	
			EDC CIP Fund Balance	($893,500)
Total Estimated Annual Cost		$0	**Total Funding**	$0

CURRENT STATUS

PHASE/FUNDING SOURCE	**BUDGET**	**EXPENDED**	**OVER/UNDER BUDGET (- +)**	**% EXPENDED**
Development/Professional Services	$254,000	$0	$254,000	0%
Construction	$547,500	$0	$547,500	0%
Park Furnishings	$92,000	$0	$92,000	0%
TOTAL PROJECT	$893,500	$0	$893,500	0%

City of Euless
Capital Project Request

Department:	COMMUNITY SERVICES	**Date Prepared:**	May 14,2021
Submitted By:	RAY MCDONALD	**Date Completed:**	May 31, 2023
Project Title:	PARKS AT TEXAS STAR NORTH ADDITIONAL PARKING LOT		
Project Type:	PARK/RECREATION	**Sub-Type:**	PARK IMPROVEMENTS
Project Code:	PR2309	**Priority:**	**A**

COUNCIL AUTHORIZATION:

November 22, 2022: Awarded Bid No. 004-23 for the parking lot expansion at the Parks at Texas Star North to TJ Concrete. The estimated expenditure is $421,000.

RELATIONSHIP TO OTHER PROJECTS AND/OR MASTER PLAN:

PROJECT DESCRIPTION:

Project scope includes the construction of a parking lot at the recently renovated Parks at Texas Star North facility. Approximately 160 to 180 additional parking spaces will be created at the facility.

PROJECT SCHEDULE:

Began Construction: December 2022
Construction Complete: February 2023

JUSTIFICATION:

For quite some time, and most recently since the completion of Parks at Texas Star North, the facility has been severely under-served in parking. With the completion of the additional parking lot, the Parks at Texas Star Complex will be positioned to serve the ever-increasing athletic needs of the community and spur economic opportunities for the City.

PROJECT TITLE: PARKS AT TEXAS STAR NORTH ADDITIONAL PARKING LOT **PROJECT CODE:** PR2309

NET EFFECTS ON OPERATING AND MAINTENANCE COST (+ OR -) ANNUAL:			**TOTAL ESTIMATED CAPITAL COST:**	
Direct Operating Cost			Parking Lot	$442,000
Personnel:	Full Time		Electrical	$30,000
	Part Time	$0	Striping/Signs	$4,000
Total Salary		$0	Contingency	$23,800
Purchase of Services				
Materials & Supplies				
Utilities				
		$0		
Subtotal:		$0	**Total Estimated Capital Cost**	$499,800
Maintenance Costs			**Funding Source:**	
			Transfer from:	
			EDC Operating Fund	$499,800
		$0		
Subtotal:		$0		
			Transfer to:	
			AC1901-TSSC Phase VII	($49,908)
Total Estimated Annual Cost		$0	**Total Funding**	$449,892

CURRENT STATUS

PHASE/FUNDING SOURCE	**BUDGET**	**EXPENDED**	**OVER/UNDER BUDGET (- +)**	**% EXPENDED**
Construction	$499,800	$449,892	$49,908	90%
TOTAL PROJECT	$499,800	$449,892	$49,908	90%

City of Euless
Capital Project Request

Department:	COMMUNITY SERVICES	**Date Prepared:**	May 14,2021
Submitted By:	RAY MCDONALD	**Date Completed:**	May 31, 2023
Project Title:	TRAIL LIGHTING – HERITAGE AVENUE TO BOB EDEN PARK		
Project Type:	PARK/RECREATION	**Sub-Type:**	PARK IMPROVEMENTS
Project Code:	PR2310	**Priority:**	**A**

COUNCIL AUTHORIZATION:

October 25, 2022: Authorized the purchase and installation of solar LED path and area lighting for a portion of the Trails of Euless extending from Heritage Avenue to Euless Main Street, as well as within Bob Eden Park from Facility Solutions Group. The estimated expenditure is $222,475 and will be paid from PR2311 and PR2310.

RELATIONSHIP TO OTHER PROJECTS AND/OR MASTER PLAN:

Trail-related improvements were included in the Needs Assessment and Identification section of the adopted Parks Master Plan.

PROJECT DESCRIPTION:

Project scope consists of the installation of low level lighting along the trail from Heritage Avenue to Bob Eden Park.

PROJECT SCHEDULE:

Began Construction: February 2023
Construction Complete: April 2023

JUSTIFICATION:

The City of Euless has experienced significant progress in the last few years in the area of trail development with an extensive network of paved and unpaved trails. The trails system is a valuable asset to the community as it provides a safe means for non-vehicular travel, and also provides an opportunity for a variety of unstructured, low-impact recreational pursuits. The addition of well-placed trail lighting that is frequently maintained improves visibility, increases trail access, and provides convenience for trail users. The development and maintenance of the trails system continues to receive significant support from the citizens as indicated in the responses to the needs assessment survey conducted as a part of the Parks Master Plan update.

PROJECT TITLE: TRAIL LIGHTING – HERITAGE AVENUE TO BOB EDEN PARK **PROJECT CODE:** PR2310

NET EFFECTS ON OPERATING AND MAINTENANCE COST (+ OR -) ANNUAL:			**TOTAL ESTIMATED CAPITAL COST:**	
Direct Operating Cost			Lighting	$150,000
Personnel:	Full Time			
	Part Time	$0		
Total Salary		$0		
Purchase of Services				
Materials & Supplies				
Utilities				
		$0		
Subtotal:		$0	**Total Estimated Capital Cost**	$150,000
Maintenance Costs			**Funding Source:**	
			Transfer from:	
			EDC Operating Fund	$150,000
		$0		
Subtotal:		$0		
Total Estimated Annual Cost		$0	**Total Funding**	$150,000

CURRENT STATUS

PHASE/FUNDING SOURCE	**BUDGET**	**EXPENDED**	**OVER/UNDER BUDGET (- +)**	**% EXPENDED**
Lighting	$150,000	$150,000	$0	100%
TOTAL PROJECT	$150,000	$150,000	$0	100%

THE CITY OF
EULESS