

COUNTY AUDITOR

**TARRANT COUNTY FINANCIAL STATEMENTS
FOR THE MONTH OF MAY 2022**



TARRANT COUNTY, TEXAS



TARRANT COUNTY

TARRANT COUNTY ADMINISTRATION BUILDING - ROOM 506

100 E. WEATHERFORD

FORT WORTH, TEXAS 76196-0103

817/884-1205

Fax 817/884-1104

S. RENEE TIDWELL, CPA
COUNTY AUDITOR
rtidwell@tarrantcounty.com

KIM BUCHANAN, CPA
FIRST ASSISTANT COUNTY AUDITOR
kmbuchanan@tarrantcounty.com

July 26, 2022

The Honorable District Judges
The Honorable Commissioners Court
Tarrant County, Texas

RE: County Auditor's May 2022 Financial Reports

I herewith submit the financial report of Tarrant County, Texas as of and for the eight months ending May 31, 2022.

If you have any questions concerning this report or the financial well-being of the County, please call.

Sincerely,



S. Renée Tidwell, CPA
County Auditor

TARRANT COUNTY, TEXAS
COMBINED BALANCE SHEET
GOVERNMENTAL FUNDS
AS OF 5/31/2022

<u>COMBINED TOTAL</u>		<u>GENERAL</u>	<u>ROAD & BRIDGE</u>	<u>DEBT SERVICE</u>
ASSETS				
\$867,849,124.44	CASH AND INVESTMENTS	\$374,201,907.01	\$16,334,412.69	\$31,735,330.50
18,424,766.28	TAXES RECEIVABLE (NET)	17,177,241.45	0.00	1,247,524.83
11,102,224.37	OTHER RECEIVABLES (NET)	2,227,966.10	155,036.20	0.00
3,624,867.61	FEE OFFICE RECEIVABLE	3,624,867.61	0.00	0.00
23,862,013.89	DUE FROM OTHER FUNDS	23,862,013.89	0.00	0.00
456,576.89	ADVANCE TO ENTERPRISE FUND	0.00	0.00	0.00
<u>4,243,842.90</u>	PREPAID EXPENSES AND INVENTORY	<u>682,448.26</u>	<u>822,829.92</u>	<u>0.00</u>
<u><u>\$929,563,416.38</u></u>	TOTAL ASSETS	<u><u>\$421,776,444.32</u></u>	<u><u>\$17,312,278.81</u></u>	<u><u>\$32,982,855.33</u></u>
LIABILITIES				
\$7,962,191.36	ACCOUNTS PAYABLE	\$4,095,804.73	\$333,824.35	\$0.00
36,265,234.44	OTHER LIABILITIES	31,728,482.74	834,860.45	0.00
23,862,013.89	DUE TO OTHER FUNDS	0.00	0.00	0.00
<u>189,677,248.71</u>	UNEARNED REVENUE	<u>0.00</u>	<u>0.00</u>	<u>0.00</u>
257,766,688.40	TOTAL LIABILITIES	35,824,287.47	1,168,684.80	0.00
DEFERRED INFLOWS OF RESOURCES				
18,424,766.28	UNAVAILABLE REVENUE - PROPERTY TAXES	17,177,241.45	0.00	1,247,524.83
<u>3,624,867.61</u>	UNAVAILABLE REVENUE - FEE OFFICE	<u>3,624,867.61</u>	<u>0.00</u>	<u>0.00</u>
22,049,633.89	TOTAL DEFERRED INFLOWS OF RESOURCES	20,802,109.06	0.00	1,247,524.83
FUND BALANCES				
<u>649,747,094.09</u>	FUND BALANCES	<u>365,150,047.79</u>	<u>16,143,594.01</u>	<u>31,735,330.50</u>
<u>649,747,094.09</u>	TOTAL FUND BALANCES	<u>365,150,047.79</u>	<u>16,143,594.01</u>	<u>31,735,330.50</u>
<u><u>\$929,563,416.38</u></u>	TOTAL LIABILITIES, DEFERRED INFLOWS OF RESOURCES, AND FUND BALANCES	<u><u>\$421,776,444.32</u></u>	<u><u>\$17,312,278.81</u></u>	<u><u>\$32,982,855.33</u></u>

<u>CAPITAL PROJECTS</u>	<u>GRANT FUNDS</u>	<u>OTHER GOVERNMENTAL FUNDS</u>
\$132,192,269.31	\$201,482,674.62	\$111,902,530.31
0.00	0.00	0.00
0.00	5,268,484.17	3,450,737.90
0.00	0.00	0.00
0.00	0.00	0.00
456,576.89	0.00	0.00
0.00	2,499,558.44	239,006.28
<u>\$132,648,846.20</u>	<u>\$209,250,717.23</u>	<u>\$115,592,274.49</u>
\$2,525,451.38	\$621,341.81	\$385,769.09
0.00	2,641,765.75	1,060,125.50
0.00	23,603,658.88	258,355.01
0.00	189,677,248.71	0.00
<u>2,525,451.38</u>	<u>216,544,015.15</u>	<u>1,704,249.60</u>
0.00	0.00	0.00
<u>0.00</u>	<u>0.00</u>	<u>0.00</u>
0.00	0.00	0.00
<u>130,123,394.82</u>	<u>(7,293,297.92)</u>	<u>113,888,024.89</u>
<u>130,123,394.82</u>	<u>(7,293,297.92)</u>	<u>113,888,024.89</u>
<u>\$132,648,846.20</u>	<u>\$209,250,717.23</u>	<u>\$115,592,274.49</u>

TARRANT COUNTY, TEXAS
COMBINED STATEMENT OF REVENUES AND EXPENDITURES
AND CHANGES IN FUND BALANCE
GOVERNMENTAL FUNDS
FOR THE EIGHT (8) MONTHS ENDED 5/31/2022

<u>COMBINED TOTAL</u>		<u>GENERAL</u>	<u>ROAD & BRIDGE</u>	<u>DEBT SERVICE</u>
	REVENUES:			
\$489,824,662.83	TAXES, LICENSES AND PERMITS	\$456,075,025.35	\$550.42	\$33,307,872.84
88,080,875.70	FEE OF OFFICE	59,737,217.00	12,310,950.00	0.00
2,342,100.45	FINES	2,342,100.45	0.00	0.00
129,798,984.23	INTERGOVERNMENTAL	16,708,095.33	56,031.70	0.00
1,423,911.13	INVESTMENT INCOME	928,712.87	28,846.11	40,792.21
10,302,320.07	MISCELLANEOUS	4,809,191.72	299,441.11	0.00
<u>721,772,854.41</u>	TOTAL REVENUES	<u>540,600,342.72</u>	<u>12,695,819.34</u>	<u>33,348,665.05</u>
	EXPENDITURES:			
	CURRENT:			
100,640,598.11	GENERAL GOVERNMENT	91,694,880.79	2,761,959.57	0.00
121,255,838.51	PUBLIC SAFETY	110,767,555.51	0.00	0.00
131,145,152.16	JUDICIAL	120,593,528.58	0.00	0.00
100,154,942.69	COMMUNITY SERVICES	4,047,167.54	0.00	0.00
19,382,375.11	TRANSPORTATION	0.00	18,850,990.86	0.00
33,418,934.93	CAPITAL/CONSTRUCTION	0.00	0.00	0.00
3,638,797.98	DEBT SERVICE	0.00	0.00	3,638,797.98
<u>509,636,639.49</u>	TOTAL EXPENDITURES	<u>327,103,132.42</u>	<u>21,612,950.43</u>	<u>3,638,797.98</u>
212,136,214.92	EXCESS (DEFICIT) OF REVENUES OVER EXPENDITURES	213,497,210.30	(8,917,131.09)	29,709,867.07
	OTHER FINANCING SOURCES (USES):			
50,118,286.20	OPERATING TRANSFERS IN	601,809.03	7,124,174.00	0.00
(51,618,286.20)	OPERATING TRANSFERS OUT	(51,016,477.17)	0.00	0.00
75,710,000.00	REFUNDING BONDS ISSUED	0.00	0.00	75,710,000.00
(75,402,179.02)	PAYMENT TO REFUNDED BOND ESCROW AGENT	0.00	0.00	(75,402,179.02)
210,944,035.90	EXCESS (DEFICIT) OF REVENUES AND OPERATING TRANSFERS OVER EXPENDITURES	163,082,542.16	(1,792,957.09)	30,017,688.05
	FUND BALANCES:			
438,803,058.19	BEGINNING OF PERIOD	202,067,505.63	17,936,551.10	1,717,642.45
<u>\$649,747,094.09</u>	END OF PERIOD	<u>\$365,150,047.79</u>	<u>\$16,143,594.01</u>	<u>\$31,735,330.50</u>

<u>CAPITAL PROJECTS</u>	<u>GRANT FUNDS</u>	<u>OTHER GOVERNMENTAL FUNDS</u>
\$0.00	\$0.00	\$441,214.22
267,449.13	403,759.42	15,361,500.15
0.00	0.00	0.00
0.00	100,433,295.26	12,601,561.94
213,059.78	33,869.30	178,630.86
<u>838,013.72</u>	<u>334,183.84</u>	<u>4,021,489.68</u>
1,318,522.63	101,205,107.82	32,604,396.85
0.00	2,116,048.78	4,067,708.97
0.00	5,160,807.19	5,327,475.81
0.00	8,687,252.80	1,864,370.78
0.00	77,151,726.18	18,956,048.97
0.00	531,384.25	0.00
25,577,724.64	7,557,371.12	283,839.17
<u>0.00</u>	<u>0.00</u>	<u>0.00</u>
<u>25,577,724.64</u>	<u>101,204,590.32</u>	<u>30,499,443.70</u>
(24,259,202.01)	517.50	2,104,953.15
40,439,590.00	0.00	1,952,713.17
0.00	0.00	(601,809.03)
0.00	0.00	0.00
<u>0.00</u>	<u>0.00</u>	<u>0.00</u>
16,180,387.99	517.50	3,455,857.29
<u>113,943,006.83</u>	<u>(7,293,815.42)</u>	<u>110,432,167.60</u>
<u>\$130,123,394.82</u>	<u>(\$7,293,297.92)</u>	<u>\$113,888,024.89</u>

TARRANT COUNTY, TEXAS
STATEMENT OF NET POSITION
PROPRIETARY FUNDS
AS OF 5/31/2022

<u>COMBINED TOTAL</u>		<u>ENTERPRISE</u>	<u>INTERNAL SERVICE</u>
ASSETS			
\$52,570,881.68	CASH AND INVESTMENTS	\$4,500,378.41	\$48,070,503.27
52,969.72	OTHER RECEIVABLES (NET)	23,270.75	29,698.97
392,408.68	PREPAID EXPENSES AND INVENTORY	6,408.68	386,000.00
<u>3,752,802.03</u>	FIXED ASSETS (NET)	<u>3,752,802.03</u>	<u>0.00</u>
<u>56,769,062.11</u>	TOTAL ASSETS	<u>8,282,859.87</u>	<u>48,486,202.24</u>
DEFERRED OUTFLOWS OF RESOURCES			
106,410.00	PENSION CONTRIBUTIONS AFTER MEASUREMENT DATE	106,410.00	0.00
7,452.00	DIFFERENCE IN EXPECTED & ACTUAL PENSION EXPERIENCE	7,452.00	0.00
234,544.00	CHANGES IN PENSION ASSUMPTIONS	234,544.00	0.00
95,376.00	CHANGES IN OPEB ASSUMPTIONS	95,376.00	0.00
<u>22,411.00</u>	OPEB CONTRIBUTIONS AFTER MEASUREMENT DATE	<u>22,411.00</u>	<u>0.00</u>
<u>466,193.00</u>	TOTAL DEFERRED OUTFLOWS OF RESOURCES	<u>466,193.00</u>	<u>0.00</u>
LIABILITIES			
619,785.18	ACCOUNTS PAYABLE	49,089.12	570,696.06
17,220,101.19	OTHER LIABILITIES	44,927.21	17,175,173.98
456,576.89	ADVANCE FROM CAPITAL PROJECTS FUND	456,576.89	0.00
139,900.97	UNEARNED REVENUE	139,900.97	0.00
738,961.00	NET PENSION LIABILITY	738,961.00	0.00
667,689.00	OTHER POST EMPLOYMENT BENEFIT LIABILITY	667,689.00	0.00
<u>128,873.09</u>	COMPENSATED ABSENCES	<u>128,873.09</u>	<u>0.00</u>
<u>19,971,887.32</u>	TOTAL LIABILITIES	<u>2,226,017.28</u>	<u>17,745,870.04</u>
DEFERRED INFLOWS OF RESOURCES			
19,559.00	DIFFERENCE IN EXPECTED & ACTUAL PENSION EXPERIENCE	19,559.00	0.00
149,002.00	DIFFERENCE IN PROJECTED & ACTUAL PENSION EARNINGS	149,002.00	0.00
9,868.00	CHANGES IN PENSION ASSUMPTIONS	9,868.00	0.00
114,959.00	DIFFERENCE IN EXPECTED & ACTUAL OPEB EXPERIENCE	114,959.00	0.00
<u>77,401.00</u>	CHANGES IN OPEB ASSUMPTIONS	<u>77,401.00</u>	<u>0.00</u>
<u>370,789.00</u>	TOTAL DEFERRED INFLOWS OF RESOURCES	<u>370,789.00</u>	<u>0.00</u>
NET POSITION			
<u>36,892,578.79</u>	NET POSITION	<u>6,152,246.59</u>	<u>30,740,332.20</u>
<u>\$36,892,578.79</u>	TOTAL NET POSITION	<u>\$6,152,246.59</u>	<u>\$30,740,332.20</u>

TARRANT COUNTY, TEXAS
COMBINED STATEMENT OF REVENUES, EXPENSES
AND CHANGES IN FUND NET POSITION
PROPRIETARY FUNDS
FOR THE EIGHT (8) MONTHS ENDED 5/31/2022

COMBINED TOTAL		ENTERPRISE	INTERNAL SERVICE
	OPERATING REVENUES:		
\$2,140,231.31	BUILDING RENTALS	\$2,140,231.31	\$0.00
15,743,388.82	USER FEES	0.00	15,743,388.82
40,859,424.18	COUNTY CONTRIBUTIONS	0.00	40,859,424.18
5,469,956.38	OTHER REVENUES	93,861.27	5,376,095.11
64,213,000.69	TOTAL OPERATING REVENUES	2,234,092.58	61,978,908.11
	OPERATING EXPENSES:		
803,851.77	PERSONNEL	803,851.77	0.00
908,556.16	BUILDING AND EQUIPMENT	818,018.02	90,538.14
206,068.60	DEPRECIATION AND AMORTIZATION	206,068.60	0.00
52,963,496.57	SELF INSURANCE CLAIMS	0.00	52,963,496.57
4,352,965.42	INSURANCE PREMIUMS	43,944.60	4,309,020.82
2,782,112.61	ADMINISTRATION	0.00	2,782,112.61
781,789.77	OTHER EXPENSES	106,818.07	674,971.70
62,798,840.90	TOTAL OPERATING EXPENSES	1,978,701.06	60,820,139.84
1,414,159.79	OPERATING INCOME (LOSS)	255,391.52	1,158,768.27
	NON-OPERATING REVENUE (EXPENSE):		
84,595.17	INTEREST INCOME	7,155.66	77,439.51
1,498,754.96	NET INCOME (LOSS) BEFORE TRANSFERS	262,547.18	1,236,207.78
	OPERATING TRANSFERS:		
8,500,000.00	OPERATING TRANSFERS IN	0.00	8,500,000.00
(7,000,000.00)	OPERATING TRANSFERS OUT	0.00	(7,000,000.00)
2,998,754.96	NET INCOME (LOSS)	262,547.18	2,736,207.78
	NET POSITION:		
33,893,823.83	BEGINNING OF PERIOD	5,889,699.41	28,004,124.42
\$36,892,578.79	END OF PERIOD	\$6,152,246.59	\$30,740,332.20

**TARRANT COUNTY, TEXAS
FIDUCIARY BALANCE SHEET
AS OF 5/31/2022**

<u>COMBINED TOTAL</u>		<u>STATE COMPTROLLER FUND</u>	<u>OTHER CUSTODIAL FUNDS</u>	<u>COMMUNITY SUPERVISION & CORRECTIONS</u>
ASSETS				
\$88,191,533.90	CASH AND INVESTMENTS	\$20,047,596.53	\$59,106,126.52	\$9,037,810.85
1,273.30	OTHER RECEIVABLES	1,273.30	0.00	0.00
2,177.79	FEE OFFICE RECEIVABLE	0.00	2,177.79	0.00
5,885.00	PREPAID EXPENSES & INVENTORY	0.00	0.00	5,885.00
<u>57,655,196.07</u>	RESTRICTED ASSETS	<u>0.00</u>	<u>57,655,196.07</u>	<u>0.00</u>
<u>\$145,856,066.06</u>	TOTAL ASSETS	<u>\$20,048,869.83</u>	<u>\$116,763,500.38</u>	<u>\$9,043,695.85</u>
LIABILITIES AND FUND BALANCE				
\$140,100.43	ACCOUNTS PAYABLE	\$0.00	\$32,145.29	\$107,955.14
<u>145,715,965.63</u>	OTHER LIABILITIES	<u>20,048,869.83</u>	<u>116,731,355.09</u>	<u>8,935,740.71</u>
<u>\$145,856,066.06</u>	TOTAL LIABILITIES AND FUND BALANCE	<u>\$20,048,869.83</u>	<u>\$116,763,500.38</u>	<u>\$9,043,695.85</u>

TARRANT COUNTY, TEXAS
NOTES TO COMBINED FINANCIAL STATEMENTS
FOR THE EIGHT (8) MONTHS ENDED 5/31/2022

I. SUMMARY OF SIGNIFICANT ACCOUNTING POLICIES:

Reporting Entity

The accompanying financial statements reflect the funds and accounts of the financial reporting entity Tarrant County, Texas (the "County"), as of May 2022 and for the eight months then ended. Other components of the County not included in the accompanying financial statements include, Tarrant County Hospital District, Tarrant County Mental Health and Behavioral Health Services, Tarrant County Industrial Development Corporation, Tarrant County Health Facilities Development Corporation, Tarrant County Cultural Education Facilities Finance Corporation, and Tarrant County Housing Financing Corporation. These components are technically a part of the "reporting entity" because of the budgetary oversight responsibility by the Commissioners' Court of Tarrant County. These components however are unrelated to the financial condition and results of operations of the County and have been excluded from the accompanying financial statements. Separate financial statements of these entities are available upon request.

Revenue Recognition

Revenue is generally recognized on the modified accrual basis. Under this method of accounting, revenues are recognized when susceptible to accrual, i.e., both measurable and available. The primary revenue sources susceptible to accrual are property taxes, fines and fees due to fee offices which are recognized as unavailable revenue until cash is received. Other sources are generally not measurable until received in cash.

Expenditure Recognition

Expenditures are recorded when incurred. Expenditures for principal and interest on long-term debt are recorded when due. The accrual basis of accounting is utilized in the proprietary funds. Encumbrances are not included as expenditures.

Budget Basis Reporting

The budget is prepared utilizing a modified cash basis of accounting, with adjustments for encumbrances, as allowed by state statutes. Budget basis information is presented in the accompanying "Budgetary Information" section at a summary level. Budget information at the legal level of control is available upon request.

Investment Income Allocation

To maximize investment earnings on "idle" cash and cash equivalents, a "pooled cash" concept is utilized. Under this concept nearly all deposits are maintained in the same bank account and are invested on a daily basis. Generally, interest earnings are allocated to each fund based on the funds relative percentage of the total pool.

Pension Liability

The net pension liability was actuarially valued as of December 31, 2020. The net pension liability recorded in the Resource Connection is \$738,961. The amount for the governmental funds is \$290,190,711, which is reported in the annual comprehensive financial report.

OPEB Liability

The total OPEB liability was actuarially measured as of September 30, 2020. The total OPEB liability recorded in the Resource Connection is \$667,689. The amount for the governmental funds is \$212,724,346, which is reported in the annual comprehensive financial report.

TARRANT COUNTY, TEXAS
NOTES TO COMBINED FINANCIAL STATEMENTS
FOR THE EIGHT (8) MONTHS ENDED 5/31/2022

I. SUMMARY OF SIGNIFICANT ACCOUNTING POLICIES (CONT'D):

Compensated Absences

Accumulated unpaid vacation leave and vested sick pay have been recorded in the Enterprise Fund for the Resource Connection. An additional amount has been accrued for salary related payments associated with the payment of compensated absences. The amount of compensated absences for the remaining governmental funds is \$50,425,615, which is reported in the annual comprehensive financial report.

Deferred Outflows/Inflows of Resources

Deferred outflows of resources apply to future periods and so will not be recognized as an expense/expenditure until then. Deferred inflows of resources apply to future periods and will be recognized as a revenue at that time.

Incurring but Not Reported

Included in the "Other Liabilities" of the Internal Service fund's Employee Benefits is \$4,000,000 of incurred but not reported medical and drug claims.

II. BASIS OF PRESENTATION:

The accounts of the County are organized and operated on the basis of funds, each of which is considered a separate accounting entity. Government resources are allocated to and accounted for in individual funds based on the purpose for which they are to be spent and the means by which spending activities are controlled.

Funds are classified into three categories: Governmental, Proprietary and Fiduciary. Each category is divided into separate fund types. The following fund types are used by the County.

Governmental Funds: Used to account for all or most of a government's general activity.

General Fund – used to account for the general operations of the County.

Road and Bridge Fund – used to account for the collection and expenditure of those monies designated to be spent for acquisition, construction and maintenance of county roads and bridges.

Debt Service Fund – used to account for accumulation of resources and for the payment of general long-term debt principal, interest, and related costs.

Capital Projects Funds – used to account for financial resources to be used for the acquisition and/or construction of facilities, equipment, software and infrastructure.

Grant Funds – used to account for the activities conducted under the many grant agreements between the County and various state and federal organizations.

Other Governmental Funds – used to account for specific revenue sources which are legally restricted to expenditures for specified purposes.

**TARRANT COUNTY, TEXAS
NOTES TO COMBINED FINANCIAL STATEMENTS
FOR THE EIGHT (8) MONTHS ENDED 5/31/2022**

II. BASIS OF PRESENTATION (CONT'D):

Proprietary Funds: Used to account for operations that are financed in a manner similar to those in the private sector, where the determination of net income is appropriate for sound financial administration.

Enterprise Fund – used to account for operations that are financed and operated in a manner similar to private enterprise where the County's intent is to provide goods or services to the public on a continuing basis financed primarily through user charges. The County operates two enterprise funds, the Resource Connection and Oil and Gas Royalty.

Internal Service Funds – used to account for the various self-insurance activities for the County.

Fiduciary Funds: These funds account for assets held by the County in a fiduciary capacity and therefore cannot be used to support the County's own programs.

State Comptroller Funds – used to account for monies received on behalf of, and subsequently remitted to the State Comptroller.

Other Custodial Funds – used to account for assets held in a fiduciary capacity for others and includes property taxes collected and remitted for other entities, statutory fees collected on behalf of other governments, funds held in the registry of the court, collateral for securing bail bonds, monies on account for inmate commissary purchases, and funds seized by law enforcement agencies.

Community Supervision and Corrections – used to account for the State agency funds in the County depository and restitution collected as a condition of probation payable to injured parties.

III. NEGATIVE CASH BALANCES:

The following funds have negative cash balances at the balance sheet date. This occurs when expenditures exceed revenue collection. The General Fund has advanced money to these Funds thereby, allowing for continued operation of the related programs. These advances by the General Fund have been reflected in the accompanying combined balance sheet as Due from other funds. The advances also represent a loss of investment earnings to the General Fund and are not a reimbursable item by the grantor under reimbursing grant agreements.

Most negative cash balances arise in the County's reimbursing grant programs. These programs require the payment of expenditures prior to the reimbursement by the grantor. These cash deficits have existed for years and do not create any major concerns. However, this information is helpful to the reader of the financial statements to provide a fuller understanding of the details of County operations.

<u>FUND</u>	<u>DEFICIT</u>
E0024 RYAN WHITE ENDING HIV EPIDEMIC	\$ 50,446.28
E0025 DHHS-RYAN WHITE TITLE IV PART D - WOMEN, INFANTS, CHILDREN,	90,848.77
E0027 RYAN WHITE PART C - OUTPATIENT EIS PROGRAM	181,338.12
E0028 RYAN WHITE HIV/AIDS TREATMENT MODERNIZATION ACT PART A	411,334.72
E0031 HIV/STATE SERVICES	109,615.75
E0032 RYAN WHITE PART B	311,209.57
E0037 HIV/HOPWA	54,048.44
E0061 HOUSING OPPORTUNITIES FOR PERSONS WITH AIDS (HOPWA)	76,816.47
E0062 HOPWA - COVID - CARES - ADMINISTRATIVE AGENCY	29,077.08
F0027 RYAN WHITE PART C - OUTPATIENT EIS PROGRAM - INTERIM	302.12
F0028 RYAN WHITE HIV/AIDS TREATMENT MODERNIZATION ACT PART A	1,163.55
F0031 HIV/STATE SERVICES FOR PMC	1,018.21

**TARRANT COUNTY, TEXAS
NOTES TO COMBINED FINANCIAL STATEMENTS
FOR THE EIGHT (8) MONTHS ENDED 5/31/2022**

III. NEGATIVE CASH BALANCES (CONT'D):

<u>FUND</u>	<u>DEFICIT</u>
F0033 SURVEILLANCE	\$ 15,021.75
F0034 INFECTIOUS DISEASE SURVEILLANCE AND EPIDEMIOLOGY - YR3	15,671.70
F0035 HIV PREVENTION	137,866.17
F0036 DSHS-ENDING THE HIV EPIDEMIC	119,211.50
F0038 STD/HIV OPER	177,815.79
F0040 TDFPS-COMMUNITY YOUTH DEVELOPMENT - FY22	40,833.19
F0042 BIOTERRORISM PREPAREDNESS - LAB	30,945.22
F0043 CPS-PREPAREDNESS/HAZARDS (BIO TERRORISM)	136,828.97
F0044 DSHS-C.R.I - CITIES READINESS INITIATIVE	19,867.38
F0045 TB/PC-TB CONTROL & PREVENTION (CLINIC)	103,892.28
F0046 TUBERCULOSIS - PREVENTION AND CONTROL	78,103.31
F0051 IMMUNIZATIONS	90,317.73
F0054 INFECTIOUS DISEASE CONTROL UNIT/FLU - LAB	1,615.80
F0058 DSHS - HEALTHY TEXAS BABIES	16,719.31
F0060 WIC CARD PARTICIPATION	1,334,440.92
F0072 INFLUENZA INCIDENCE SURVEILLANCE PROJECT	2,342.41
F0081 DSHS-NORTH TEXAS SYNDROMIC SURVEILLANCE PROGRAM	8,596.73
F0082 DSHS-CDC COVID-19 EMERGENCY RESPONSE	35,911.54
F0084 DSHS-CDC COVID-19	57,342.14
F0087 USCRI - REFUGEE MEDICAL SCREENING	125,737.10
F0089 DSHS ELC/LRN COVID-19 - LAB	18,390.33
F0093 NURSE FAMILY PARTNERSHIP GRANT	92,500.37
F0100 DSHS-COVID-19 VACCINATION CAPACITY ENHANCEMENT PROGRAM	1,420,070.32
F0102 CDC-HEALTH DISPARITIES / HIGH RISK	524,752.43
F0104 CDC-PUBLIC HEALTH CRISIS RESPONSE (PHCR) CO-AG	88,119.32
F0105 STD/HIV Disease Intervention Specialists (STD/HIV-DIS)	28,430.01
F0110 DSHS-COVID-19 VACCINATION CAPACITY ENHANCEMENT - ROUND 4 IMM	275,210.98
F0140 MHMR-CYD MENTAL HEALTH EXPANSION	3,750.00
F0189 DSHS ELC/LRN COVID-19 - EPI EXPANSION	27,351.15
F0289 DSHS ELC/LRN COVID-19 - EPI CARES	63,033.53
F0389 DSHS ELC/LRN COVID-19 - LAB EXPANSION FUNDING	106,905.47
G0012 VETERANS COURT PROGRAM	76,144.50
G0018 CJD-REACHING INDEPENDENCE THROUGH SELF EMPOWERMENT (RISE)	111,920.53
G0065 VICTIMS ASSISTANCE GRANT-VOCA - SHERIFF	60,756.27
G0081 VAWA - PROTECTIVE ORDER UNIT	139,642.41
G0082 CJD-DISTRICT ATTORNEY BILINGUAL VICTIM ADVOCATE	49,423.77
G0084 D.I.R.E.C.T. PROGRAM	12,541.20
G0085 MENTAL HEALTH DIVERSION COURT PROGRAM	12,931.58
G0087 CJD-INTIMATE PARTNER-FAMILY VIOLENCE VICTIM ADVOCATES	69,181.64
G0088 CJD-PUBLIC EMPLOYEE TREATMENT COURT	20,708.79
G0094 CJD- FAMILY RECOVERY COURT	3,750.00
G0095 CJD - RECONNECTING YOUTH PROGRAM	14,991.06
H0001 SUPPORTIVE HOUSING PROGRAM	1,108,104.07
H0040 HOME INVESTMENT PARTNERSHIP ACT - AMERICAN RESCUE PLAN	30,682.84
H0080 COMMUNITY DEVELOPMENT BLOCK GRANT - COVID - CARES	86,428.46
H0081 EMERGENCY SHELTER GRANT - COVID - CARES	40,780.09
L0013 OJP-DOJ-NIJ FORENSIC BACKLOG REDUCTION GRANT	50,089.50
L0017 OJP-DOJ-BJA TARRANT COUNTY FY18 STOP SCHOOL VIOLENCE PROJECT	11,145.32
L0019 OJP-DOJ-HUMAN TRAFFICKING TASK FORCE	19,944.86
M0008 JAG-LAW ENFORCEMENT LIASON PRGM / MHMRTC	6,957.31
M0012 AG - VINE (VICITIM IDENTIFICATION AND NOTIFICATION EVERYDAY	19,718.24
M0014 ACCESS AND VISITATION GRANT	10,167.06
M0022 AUTO THEFT TASK FORCE - FY22	48,854.41
M0040 HOMELAND SECURITY GRANT PROGRAM	47,191.09
M0044 TXDOT COURTESY PATROL PROGRAM	794,178.56

**TARRANT COUNTY, TEXAS
NOTES TO COMBINED FINANCIAL STATEMENTS
FOR THE EIGHT (8) MONTHS ENDED 5/31/2022**

III. NEGATIVE CASH BALANCES (CONT'D):

<u>FUND</u>	<u>DEFICIT</u>
M0046 INTERNET CRIMES AGAINST CHILDREN	\$ 4,399.90
M0048 BILINGUAL VICTIMS ASSISTANCE COORDINATOR - INTERIM	3,413.16
M0061 TVC-VETERAN'S TREATMENT COURT	71,540.17
M0072 UNITED WAY-TARRANT COUNTY VETERANS COURT DIVERSION PROGRAM	7,421.25
M0085 HHS-SUBSTANCE ABUSE AND MENTAL HEALTH SERVICES (SAMSHA)	19,922.93
M0093 INTERNET CRIMES - SHERIFF	4,180.57
M0095 TCEQ-TEXAS VOLKSWAGON ENVIRONMENTAL MITIGATION PGRM PCT4	542,321.60
M0096 TCEQ-TEXAS VOLKSWAGON ENVIRONMENTAL MITIGATION PGRM PCT4	101,960.80
M0097 TCEQ-TEXAS VOLKSWAGON ENVIRONMENTAL MITIGATION PGRM PCT3	800.00
M0098 TCEQ-TEXAS VOLKSWAGON ENVIRONMENTAL MITIGATION PGRM PCT3	233,497.60
M0099 TCEQ-TEXAS VOLKSWAGON ENVIRONMENTAL MITIGATION PGRM PCT2	167,078.64
M0100 TCEQ-TEXAS VOLKSWAGON ENVIRONMENTAL MITIGATION PGRM PCT2	141,433.94
M0101 TCEQ-TEXAS VOLKSWAGON ENVIRONMENTAL MITIGATION PGRM PCT3	99,728.00
M0102 TCEQ-TEXAS VOLKSWAGON ENVIRONMENTAL MITIGATION PGRM PCT3	58,477.60
M0107 TCEQ-TEXAS VOLKSWAGON ENVIRONMENTAL MITIGATION PGRM PCT4	206,016.00
M0212 CTIF - WAGLEY ROBERTSON (PCT3)	93.93
M0214 CTIF - NEWT PATTERSON (PCT2)	465,735.11
M0216 CTIF - HARMON (PCT3)	8,902.89
P0011 STATE FINANCIAL ASSISTANCE FUND (BPS)	422,614.21
P0014 TJPC-STATE AID-JUVENILE SUPPLEMENTAL PAY	284,858.78
P0016 TJJD-SPECIAL NEEDS DIVERSIONARY PROGRAM	21,155.11
P0026 REGIONAL DIVERSION ALTERNATIVES PROGRAM	15,419.82
P0027 TJPC-JJAEP	735,643.81
P0028 TJJD-MENTAL HEALTH SERVICES (MHS)	209,318.75
P0050 TJJD - TITLE IV E	6,260.78
R0011 SECTION 8 - FOSTER YOUTH TO INDEPENDENCE	2,512.74
R0013 HUD-SECTION 8	1,917,652.85
R0017 HUD-VASH - VETERANS AFFAIRS SUPPORTIVE HOUSING VOUCHERS	968,634.75
R0025 FAMILY SELF SUFFICIENCY	71,916.10
R0032 SHELTER PLUS CARE	39,591.78
R0081 SECTION 8 - MAINSTREAM VOUCHER PGM - CARES FUNDING	75,532.51
R0110 SECTION 8 - EMERGENCY HOUSING VOUCHER (Preliminary Fees)	28,760.00
R0310 SECTION 8 - EMERGENCY HOUSING VOUCHER (Admin Fees)	12,517.39
W0102 FEMA COVID 2020 9/15/2020 to 12/31/2020	130,034.39
W0103 FEMA UNTHSC VACCINE ILA	7,163,263.53
SUB-TOTAL GRANTS	<u>23,603,658.88</u>
G1100 8TH ADMINISTRATIVE JUDICIAL REGION	15,143.86
T3000 DA - JPS CONTRACT	66,262.63
T3100 TC EMERGENCY SERVICE DISTRICT #1	10,278.57
T7100 CONTRACT ELECTIONS	166,669.95
TOTAL	<u>\$ 23,862,013.89</u>

IV. DEFICIT FUND BALANCE:

The following major governmental fund had a negative fund balance as of May 31, 2022:

Grant Funds	\$ (7,293,297.92)
-------------	-------------------

The deficit fund balance in the Grant Funds is due to COVID-19 expenditures anticipated to be eligible for FEMA reimbursement that were not awarded to the County as of May 31, 2022. The related revenue for these expenditures will be recognized at the time of the award.

TARRANT COUNTY, TEXAS
NOTES TO COMBINED FINANCIAL STATEMENTS
FOR THE EIGHT (8) MONTHS ENDED 5/31/2022

V. INVESTMENTS:

All investment securities are purchased on the basis of “Delivery vs. Payment” and are held at JPMorgan Chase Bank – New York by the Safekeeping Department in a segregated account in the name of Tarrant County. “Delivery vs. Payment” means that the County’s money is not released until the securities are delivered to the Safekeeping Department.

All securities held and transactions executed during the period conform to the requirements of the Government Code Section 2256, The Public Funds Investment Act, and the Tarrant County Investment Policy, as adopted by the Commissioners Court on November 23, 2021.

	Average Rate	
JPMorgan Chase Savings	0.89%	\$ 183,095,919
JPMorgan Chase Savings II	0.89%	32,366,220
JPMorgan Chase Checking	0.89%	258,047,529
Lone Star Investment Pool	0.58%	104,831,983
Texas CLASS Investment Pool	0.53%	13,426,901
TexStar Investment Pool	0.65%	139,125,614
TexPool Investment Pool	0.62%	189,281,648
TOTAL INVESTMENTS		<u><u>\$ 920,175,814</u></u>

The recorded position of the pools for Lone Star and TexPool are measured at amortized cost as these pools meet the requirements of GASB Statement No. 79. The recorded position of the pools for Texas CLASS and TexStar are measured at net asset value and are designed to approximate the share value.

VI. CAPITAL ASSETS:

A summary of the Governmental Funds’ capital assets follows:

	Balance October 1, 2021	Additions	Disposals/ Adjustments	Balance May 31, 2022
Land and land improvements	\$ 66,874,106.58	\$ 371,840.00	\$ -	\$ 67,245,946.58
Construction in progress	32,618,411.86	7,650,338.86	-	40,268,750.72
Software in development	36,444,178.02	2,275,686.42	(9,706,920.32)	29,012,944.12
Buildings and improvements	508,872,187.56	4,511,874.71	-	513,384,062.27
Furnishings and equipment	101,328,271.11	7,222,848.02	(2,363,341.30)	106,187,777.83
Software	50,914,784.91	450,155.20	9,706,920.32	61,071,860.43
Infrastructure	135,997,203.03	(344.00)	-	135,996,859.03
	<u><u>\$ 933,049,143.07</u></u>	<u><u>\$ 22,482,399.21</u></u>	<u><u>\$ (2,363,341.30)</u></u>	<u><u>\$ 953,168,200.98</u></u>

**TARRANT COUNTY, TEXAS
NOTES TO COMBINED FINANCIAL STATEMENTS
FOR THE EIGHT (8) MONTHS ENDED 5/31/2022**

VII. SCHEDULE OF OUTSTANDING BONDED DEBT:

	<u>AMOUNT</u>	<u>INTEREST RATES</u>
2010 - Limited Tax Refunding & Improvement Bonds	\$ 1,805,000	5.00%
2013 - Limited Tax Refunding & Improvement Bonds	10,220,000	5.00%
2015 - Limited Tax Refunding & Improvement Bonds	12,875,000	5.00%
2015A - Limited Tax Refunding & Improvement Bonds	39,215,000	1.97%
2016 - Limited Tax Refunding Bonds	46,440,000	1.48%
2017 - Limited Tax Refunding Bonds	32,005,000	2.13%
2022A - Limited Tax Refunding Bonds	29,220,000	3.10%
2022B - Limited Tax Refunding Bonds	46,490,000	3.10%
Total Outstanding Bonded Debt	<u>\$ 218,270,000</u>	

Arbitrage provisions of the Internal Revenue Tax Act of 1986 require the County to rebate excess arbitrage earnings from bond proceeds to the federal government. This amount was estimated to be \$0 as of September 30, 2021.

VIII. CONTINGENCIES:

The County is self-insured for workers' compensation, automobile bodily injury and property damage, comprehensive general liability and all self-insured retentions for existing policies. At May 31, 2022, \$13,051,606 has been accrued, based on an actuarial assessment, to provide for potential losses resulting from pending or threatened litigation, asserted claims and claims incurred but not reported.



**TARRANT COUNTY, TEXAS
CAPITAL PROJECT FUNDS
FUND DESCRIPTIONS**

FUND 45100 - NON-DEBT CAPITAL FUND

This fund was established to account for capital acquisitions funded from County auction proceeds, operating transfers from general fund, gas signing bonuses and gas royalties.

FUND 45400 – CAPITAL REPLACEMENT FUND

This fund was established to account for long-term planning replacement of capital assets.

FUND 45500 – COURT FACILITY FUND

This fund was established pursuant to State statutes, to account for the collection and expenditure of monies collected from filing fees for the construction, renovation, or improvement of facilities that house the courts.

FUND 47600 – 2006 BOND ELECTION FUND

This fund was established to account for the expenditure of the proceeds of General Obligation Bonds issued to fund capital acquisitions originally approved by the voters.

FUND 47700 – 2006 BOND ELECTION-TRANSPORTATION FUND

This fund was established to account for the expenditure of the proceeds of General Obligation Bonds issued to fund transportation projects originally approved by the voters.

TARRANT COUNTY, TEXAS
COMBINING BALANCE SHEET
CAPITAL PROJECTS FUNDS
AS OF 5/31/2022

COMBINED TOTAL		NON-DEBT CAPITAL	CAPITAL REPLACEMENT FUND	COURT FACILITY FUND
ASSETS				
\$132,192,269.31	CASH AND INVESTMENTS	\$92,221,108.72	\$9,976,912.88	\$267,678.91
456,576.89	ADVANCE TO ENTERPRISE FUND	456,576.89	0.00	0.00
0.00	PREPAID EXPENSES & INVENTORY	0.00	0.00	0.00
\$132,648,846.20	TOTAL ASSETS	\$92,677,685.61	\$9,976,912.88	\$267,678.91
LIABILITIES AND FUND BALANCES				
LIABILITIES:				
\$2,525,451.38	ACCOUNTS PAYABLE	\$769,958.26	\$27,275.00	\$0.00
0.00	OTHER LIABILITIES	0.00	0.00	0.00
2,525,451.38	TOTAL LIABILITIES	769,958.26	27,275.00	0.00
FUND BALANCES:				
130,123,394.82	FUND BALANCES	91,907,727.35	9,949,637.88	267,678.91
\$132,648,846.20	TOTAL LIABILITIES AND FUND BALANCES	\$92,677,685.61	\$9,976,912.88	\$267,678.91

<u>2006 BOND ELECTION</u>	<u>2006 BOND ELECTION TRANSPORTATION</u>
\$3,916,341.72	\$25,810,227.08
0.00	0.00
<u>0.00</u>	<u>0.00</u>
<u>\$3,916,341.72</u>	<u>\$25,810,227.08</u>

\$1,728,218.12	\$0.00
<u>0.00</u>	<u>0.00</u>
1,728,218.12	0.00

<u>2,188,123.60</u>	<u>25,810,227.08</u>
<u>\$3,916,341.72</u>	<u>\$25,810,227.08</u>

TARRANT COUNTY, TEXAS
COMBINING STATEMENT OF REVENUES AND EXPENDITURES
AND CHANGES IN FUND BALANCE
CAPITAL PROJECTS FUNDS
GOVERNMENTAL FUNDS

<u>COMBINED TOTAL</u>		<u>NON-DEBT CAPITAL</u>	<u>CAPITAL REPLACEMENT FUND</u>	<u>COURT FACILITY FUND</u>
REVENUES:				
\$267,449.13	FEES OF OFFICE	\$0.00	\$0.00	\$267,449.13
213,059.78	INVESTMENT INCOME	146,297.99	11,187.88	229.78
<u>838,013.72</u>	MISCELLANEOUS	<u>838,013.72</u>	<u>0.00</u>	<u>0.00</u>
1,318,522.63	TOTAL REVENUES	984,311.71	11,187.88	267,678.91
EXPENDITURES:				
<u>25,577,724.64</u>	CAPITAL/CONSTRUCTION	<u>17,261,389.62</u>	<u>61,550.00</u>	<u>0.00</u>
<u>25,577,724.64</u>	TOTAL EXPENDITURES	<u>17,261,389.62</u>	<u>61,550.00</u>	<u>0.00</u>
(24,259,202.01)	EXCESS (DEFICIT) OF REVENUES OVER EXPENDITURES	(16,277,077.91)	(50,362.12)	267,678.91
OTHER FINANCING SOURCES (USES):				
<u>40,439,590.00</u>	OPERATING TRANSFERS IN	<u>30,439,590.00</u>	<u>10,000,000.00</u>	<u>0.00</u>
16,180,387.99	EXCESS (DEFICIT) OF REVENUES AND OPERATING TRANSFERS OVER EXPENDITURES	14,162,512.09	9,949,637.88	267,678.91
FUND BALANCE (DEFICIT):				
<u>113,943,006.83</u>	BEGINNING OF PERIOD	<u>77,745,215.26</u>	<u>0.00</u>	<u>0.00</u>
<u>\$130,123,394.82</u>	END OF PERIOD	<u>\$91,907,727.35</u>	<u>\$9,949,637.88</u>	<u>\$267,678.91</u>

<u>2006 BOND ELECTION</u>	<u>2006 BOND ELECTION TRANSPORTATION</u>
\$0.00	\$0.00
11,388.71	43,955.42
<u>0.00</u>	<u>0.00</u>
11,388.71	43,955.42
<u>6,978,781.71</u>	<u>1,276,003.31</u>
<u>6,978,781.71</u>	<u>1,276,003.31</u>
(6,967,393.00)	(1,232,047.89)
<u>0.00</u>	<u>0.00</u>
(6,967,393.00)	(1,232,047.89)
<u>9,155,516.60</u>	<u>27,042,274.97</u>
<u><u>\$2,188,123.60</u></u>	<u><u>\$25,810,227.08</u></u>



**TARRANT COUNTY, TEXAS
OTHER GOVERNMENTAL FUNDS
FUND DESCRIPTION**

FUND 24100 - LAW LIBRARY FUND

This fund was established, pursuant to State statutes, to account for the collection and expenditure of monies collected in civil cases supporting the Tarrant County Law Library.

FUND 25100 - VEHICLE INVENTORY TAX FUND

This fund was established, pursuant to State statutes, to account for any interest earnings generated from the vehicle inventory tax, which the collector shall retain to defray the cost of collecting this tax. The Tax Assessor has discretion over the use of this fund.

RECORDS PRESERVATION AND TECHNOLOGY FUNDS

These funds were established, pursuant to State statutes, to account for the collection and expenditure of monies collected for the preservation and automation of County records. These funds are further described on page 27.

FUND 24200 - EDUCATION FUND

This fund was established, pursuant to State statutes, to account for the collection and expenditure of monies collected to provide for the continuing education of those officials and employees associated with the probate courts and certain law enforcement offices.

FUND T0400 - PUBLIC HEALTH FUND

The Tarrant County Hospital District provides funding for the operation of the Tarrant County Health Department in an effort to aggregate the cost of health service to Tarrant County residents. This funding arrangement began in 1999. These costs were previously paid from the County's General fund. This fund also includes the Medicaid 1115 Waiver, this waiver is to enhance access to health care, increase the quality of care, improve the cost-effectiveness of care provided and better serve the health of the patients and their families.

FUND 22300 - CONSUMER HEALTH FUND

This fund was established, pursuant to State statutes, to account for the collection of food permit fees and expenditures incurred in connection with issuing permits and conducting inspections.

COURT DESIGNATED FUNDS

These funds were established to account for the collection and expenditures of court ordered fees, pursuant to State statutes. These funds are further described on page 33.

FUNDS (D6200, D8700-D8900) - DISTRICT ATTORNEY CONTRACTS

These funds are used to account for monies collected by the District Attorney which are used in the investigation of criminal activities. These monies consist primarily of fees for bad checks and forfeited monies resulting from narcotics related convictions.

FUNDS (S4300-S9700) – SHERIFF CONTRACTS

These funds are used to account for monies collected by activities in the Sheriff Department. These activities include fees from operation of the jail commissary which are used for the benefit of the jail inmates. Some of these funds are the custody of the Sheriff. Monies are also collected from forfeitures resulting from narcotics related activities.

FUNDS (G1100,T0500-T9900) – MISCELLANEOUS CONTRACTS

These funds are used to account for monies received by Tarrant County as contributions for specified purposes.

TARRANT COUNTY, TEXAS
COMBINING BALANCE SHEET
OTHER GOVERNMENTAL FUNDS
AS OF 5/31/2022

<u>COMBINED TOTAL</u>		<u>LAW LIBRARY</u>	<u>VEHICLE INVENTORY TAX</u>	<u>RECORDS PRESERVATION & TECHNOLOGY FUNDS</u>	<u>EDUCATION</u>
ASSETS					
\$111,902,530.31	CASH AND INVESTMENTS	\$1,216,191.37	\$2,187,068.81	\$25,572,977.95	\$340,877.65
3,450,737.90	OTHER RECEIVABLES	0.00	0.00	0.00	0.00
<u>239,006.28</u>	PREPAID EXPENSES AND INVENTORY	<u>208.90</u>	<u>0.00</u>	<u>5,914.29</u>	<u>0.00</u>
<u>\$115,592,274.49</u>	TOTAL ASSETS	<u>\$1,216,400.27</u>	<u>\$2,187,068.81</u>	<u>\$25,578,892.24</u>	<u>\$340,877.65</u>
LIABILITIES AND FUND BALANCES					
LIABILITIES:					
\$385,769.09	ACCOUNTS PAYABLE	\$13,685.08	\$0.00	\$2,924.57	\$4,721.14
1,060,125.50	OTHER LIABILITIES	18,484.40	3,593.78	111,074.84	0.00
258,355.01	DUE TO OTHER FUNDS	0.00	0.00	0.00	0.00
<u>0.00</u>	UNEARNED REVENUE	<u>0.00</u>	<u>0.00</u>	<u>0.00</u>	<u>0.00</u>
1,704,249.60	TOTAL LIABILITIES	<u>32,169.48</u>	<u>3,593.78</u>	<u>113,999.41</u>	<u>4,721.14</u>
FUND BALANCES:					
<u>113,888,024.89</u>	FUND BALANCES	<u>1,184,230.79</u>	<u>2,183,475.03</u>	<u>25,464,892.83</u>	<u>336,156.51</u>
<u>\$115,592,274.49</u>	TOTAL LIABILITIES AND FUND BALANCES	<u>\$1,216,400.27</u>	<u>\$2,187,068.81</u>	<u>\$25,578,892.24</u>	<u>\$340,877.65</u>

<u>PUBLIC HEALTH</u>	<u>CONSUMER HEALTH</u>	<u>COURT DESIGNATED FUNDS</u>	<u>DISTRICT ATTORNEY CONTRACTS</u>	<u>SHERIFF CONTRACTS</u>	<u>MISCELLANEOUS CONTRACTS</u>
\$50,296,286.75	\$400,230.49	\$3,471,469.44	\$1,805,540.66	\$5,441,629.17	\$21,170,258.02
3,249,683.00	0.00	0.00	0.00	0.00	201,054.90
17,762.24	0.00	0.00	0.00	215,120.85	0.00
<u>\$53,563,731.99</u>	<u>\$400,230.49</u>	<u>\$3,471,469.44</u>	<u>\$1,805,540.66</u>	<u>\$5,656,750.02</u>	<u>\$21,371,312.92</u>

\$123,209.72	\$431.43	\$17,161.00	\$33,762.90	\$113,947.07	\$75,926.18
550,130.75	43,991.87	29,302.32	0.00	70,281.79	233,265.75
0.00	0.00	0.00	0.00	0.00	258,355.01
0.00	0.00	0.00	0.00	0.00	0.00
<u>673,340.47</u>	<u>44,423.30</u>	<u>46,463.32</u>	<u>33,762.90</u>	<u>184,228.86</u>	<u>567,546.94</u>
<u>52,890,391.52</u>	<u>355,807.19</u>	<u>3,425,006.12</u>	<u>1,771,777.76</u>	<u>5,472,521.16</u>	<u>20,803,765.98</u>
<u>\$53,563,731.99</u>	<u>\$400,230.49</u>	<u>\$3,471,469.44</u>	<u>\$1,805,540.66</u>	<u>\$5,656,750.02</u>	<u>\$21,371,312.92</u>

TARRANT COUNTY, TEXAS
COMBINING STATEMENT OF REVENUES AND EXPENDITURES
AND CHANGES IN FUND BALANCE
OTHER GOVERNMENTAL FUNDS
FOR THE EIGHT (8) MONTHS ENDED 5/31/2022

<u>COMBINED TOTAL</u>		<u>LAW LIBRARY</u>	<u>VEHICLE INVENTORY TAX</u>	<u>RECORDS PRESERVATION & TECHNOLOGY FUNDS</u>	<u>EDUCATION</u>
	REVENUES:				
\$441,214.22	TAXES & LICENSES	\$0.00	\$435,714.22	\$0.00	\$0.00
15,361,500.15	FEES OF OFFICE	829,708.13	22,895.32	4,176,879.13	20,445.27
12,601,561.94	INTERGOVERNMENTAL	0.00	0.00	0.00	67,652.02
178,630.86	INVESTMENT INCOME	1,901.53	3,124.12	41,003.70	0.00
<u>4,021,489.68</u>	MISCELLANEOUS	<u>19,584.45</u>	<u>0.00</u>	<u>12,523.62</u>	<u>0.00</u>
32,604,396.85	TOTAL REVENUES	851,194.11	461,733.66	4,230,406.45	88,097.29
	EXPENDITURES:				
	CURRENT:				
4,067,708.97	GENERAL GOVERNMENT	0.00	55,913.27	2,145,085.56	0.00
5,327,475.81	PUBLIC SAFETY	0.00	0.00	0.00	59,243.82
1,864,370.78	JUDICIAL	87,480.74	0.00	498,233.11	12,727.80
18,956,048.97	COMMUNITY SERVICES	702,540.90	0.00	0.00	0.00
<u>283,839.17</u>	CAPITAL/CONSTRUCTION	<u>1,563.17</u>	<u>3,762.00</u>	<u>41,224.84</u>	<u>0.00</u>
<u>30,499,443.70</u>	TOTAL EXPENDITURES	<u>791,584.81</u>	<u>59,675.27</u>	<u>2,684,543.51</u>	<u>71,971.62</u>
2,104,953.15	EXCESS (DEFICIT) OF REVENUES OVER EXPENDITURES	59,609.30	402,058.39	1,545,862.94	16,125.67
	OTHER FINANCING SOURCES (USES):				
1,952,713.17	OPERATING TRANSFERS IN	0.00	0.00	0.00	0.00
<u>(601,809.03)</u>	OPERATING TRANSFERS OUT	<u>0.00</u>	<u>0.00</u>	<u>0.00</u>	<u>0.00</u>
3,455,857.29	EXCESS (DEFICIT) OF REVENUES AND OPERATING TRANSFERS OVER EXPENDITURES	59,609.30	402,058.39	1,545,862.94	16,125.67
	FUND BALANCES:				
<u>110,432,167.60</u>	BEGINNING OF PERIOD	<u>1,124,621.49</u>	<u>1,781,416.64</u>	<u>23,919,029.89</u>	<u>320,030.84</u>
<u>\$113,888,024.89</u>	END OF PERIOD	<u>\$1,184,230.79</u>	<u>\$2,183,475.03</u>	<u>\$25,464,892.83</u>	<u>\$336,156.51</u>

<u>PUBLIC HEALTH</u>	<u>CONSUMER HEALTH</u>	<u>COURT DESIGNATED FUNDS</u>	<u>DISTRICT ATTORNEY CONTRACTS</u>	<u>SHERIFF CONTRACTS</u>	<u>MISCELLANEOUS CONTRACTS</u>
\$0.00	\$0.00	\$0.00	\$0.00	\$0.00	\$5,500.00
882,479.21	648,489.50	1,590,515.23	872.00	0.00	7,189,216.36
11,031,584.96	0.00	137,463.78	0.00	0.00	1,364,861.18
81,840.52	653.56	5,326.82	2,708.12	8,642.11	33,430.38
3,276.01	0.00	114.11	498,477.17	2,318,398.53	1,169,115.79
11,999,180.70	649,143.06	1,733,419.94	502,057.29	2,327,040.64	9,762,123.71
70,103.65	0.00	337,493.40	0.00	0.00	1,459,113.09
0.00	0.00	0.00	0.00	2,403,118.83	2,865,113.16
0.00	0.00	403,018.10	269,827.14	0.00	593,083.89
11,277,399.83	670,565.57	0.00	0.00	0.00	6,305,542.67
54,162.21	0.00	34,811.78	27,948.01	35,960.37	84,406.79
11,401,665.69	670,565.57	775,323.28	297,775.15	2,439,079.20	11,307,259.60
597,515.01	(21,422.51)	958,096.66	204,282.14	(112,038.56)	(1,545,135.89)
0.00	0.00	0.00	0.00	0.00	1,952,713.17
0.00	0.00	(601,809.03)	0.00	0.00	0.00
597,515.01	(21,422.51)	356,287.63	204,282.14	(112,038.56)	407,577.28
52,292,876.51	377,229.70	3,068,718.49	1,567,495.62	5,584,559.72	20,396,188.70
<u>\$52,890,391.52</u>	<u>\$355,807.19</u>	<u>\$3,425,006.12</u>	<u>\$1,771,777.76</u>	<u>\$5,472,521.16</u>	<u>\$20,803,765.98</u>



**TARRANT COUNTY, TEXAS
RECORDS PRESERVATION FUNDS
FUND DESCRIPTION**

FUND 21100 - RECORDS PRESERVATION & AUTOMATION FUND - FILINGS

This fund was established, pursuant to State statutes, to account for the collection and expenditure of monies collected from filing fees to allow for the preservation and automation of County records. The County Clerk has discretion over the use of this fund.

FUND 21200 - RECORDS PRESERVATION & AUTOMATION FUND - CONVICTIONS

This fund was established, pursuant to State statutes, to account for the collection and expenditure of monies collected in court for the preservation and automation of County records.

FUND 21300 - RECORDS PRESERVATION & RESTORATION FUND

This fund was established, pursuant to State statutes, to account for the collection and expenditure of monies collected from filing fees for the preservation and restoration of County records.

FUND 21400 - COURT RECORD PRESERVATION FUND

This fund was established, pursuant to State statutes, to account for the collection and expenditure of monies collected from filing fees for the preservation and restoration of County records.

FUND 21500 – DISTRICT COURT RECORDS TECHNOLOGY (ARCHIVE) FUND

This fund was established, pursuant to State statutes, to account for the collection and expenditure of monies collected from filing fees for the preservation and restoration of district court records archives.

FUND 21600 – DISTRICT CLERK RECORDS MANAGEMENT AND PRESERVATION FUND

This fund was established, pursuant to State statutes, to account for the collection and expenditure of monies collected from filing fees for the records management and preservation services by the court clerk.

TARRANT COUNTY, TEXAS
COMBINING BALANCE SHEET
RECORD PRESERVATION
AS OF 5/31/2022

<u>COMBINED TOTAL</u>		<u>RECORDS PRESERVATION & AUTOMATION -FILINGS</u>	<u>RECORDS PRESERVATION & AUTOMATION -CONVICTIONS</u>	<u>RECORDS PRESERVATION & RESTORATION</u>
ASSETS				
\$25,572,977.95	CASH AND INVESTMENTS	\$10,099,543.76	\$216,336.01	\$13,418,285.09
5,914.29	PREPAID EXPENSES AND INVENTORY	0.00	0.00	5,914.29
<u>\$25,578,892.24</u>	TOTAL ASSETS	<u>\$10,099,543.76</u>	<u>\$216,336.01</u>	<u>\$13,424,199.38</u>
LIABILITIES AND FUND BALANCES				
LIABILITIES:				
\$2,924.57	ACCOUNTS PAYABLE	\$1,299.54	\$1,621.97	\$3.06
111,074.84	OTHER LIABILITIES	44,972.56	19,581.10	19,383.04
0.00	DUE TO OTHER FUNDS	0.00	0.00	0.00
113,999.41	TOTAL LIABILITIES	46,272.10	21,203.07	19,386.10
FUND BALANCES:				
<u>25,464,892.83</u>	FUND BALANCES	<u>10,053,271.66</u>	<u>195,132.94</u>	<u>13,404,813.28</u>
<u>\$25,578,892.24</u>	TOTAL LIABILITIES AND FUND BALANCES	<u>\$10,099,543.76</u>	<u>\$216,336.01</u>	<u>\$13,424,199.38</u>

<u>COURT RECORD PRESERVATION</u>	<u>DISTRICT COURT RECORDS TECHNOLOGY (ARCHIVE)</u>	<u>DISTRICT CLERK RECORDS MANAGEMENT & PRESERVATION</u>
\$1,167,181.08	\$85,082.70	\$586,549.31
<u>0.00</u>	<u>0.00</u>	<u>0.00</u>
<u>\$1,167,181.08</u>	<u>\$85,082.70</u>	<u>\$586,549.31</u>
\$0.00	\$0.00	\$0.00
13,346.23	0.00	13,791.91
<u>0.00</u>	<u>0.00</u>	<u>0.00</u>
13,346.23	0.00	13,791.91
<u>1,153,834.85</u>	<u>85,082.70</u>	<u>572,757.40</u>
<u>\$1,167,181.08</u>	<u>\$85,082.70</u>	<u>\$586,549.31</u>

TARRANT COUNTY, TEXAS
COMBINING STATEMENT OF REVENUES AND EXPENDITURES
AND CHANGES IN FUND BALANCE
RECORDS PRESERVATION
FOR THE EIGHT (8) MONTHS ENDED 5/31/2022

<u>COMBINED TOTAL</u>		<u>RECORDS PRESERVATION & AUTOMATION -FILINGS</u>	<u>RECORDS PRESERVATION & AUTOMATION -CONVICTIONS</u>	<u>RECORDS PRESERVATION RESTORATION</u>
	REVENUES:			
\$4,176,879.13	FEES OF OFFICE	\$2,009,585.43	\$87,059.98	\$1,496,685.00
41,003.70	INVESTMENT INCOME	16,148.02	474.96	21,435.15
<u>12,523.62</u>	MISCELLANEOUS	<u>10,350.70</u>	<u>1,915.55</u>	<u>44.87</u>
4,230,406.45	TOTAL REVENUES	2,036,084.15	89,450.49	1,518,165.02
	EXPENDITURES:			
	CURRENT:			
2,145,085.56	GENERAL GOVERNMENT	1,446,447.60	286,891.24	411,746.72
498,233.11	JUDICIAL	62.40	0.00	0.00
<u>41,224.84</u>	CAPITAL/CONSTRUCTION	<u>41,224.84</u>	<u>0.00</u>	<u>0.00</u>
<u>2,684,543.51</u>	TOTAL EXPENDITURES	<u>1,487,734.84</u>	<u>286,891.24</u>	<u>411,746.72</u>
1,545,862.94	EXCESS (DEFICIT) OF REVENUES OVER EXPENDITURES	548,349.31	(197,440.75)	1,106,418.30
	FUND BALANCES:			
<u>23,919,029.89</u>	BEGINNING OF PERIOD	<u>9,504,922.35</u>	<u>392,573.69</u>	<u>12,298,394.98</u>
<u>\$25,464,892.83</u>	END OF PERIOD	<u>\$10,053,271.66</u>	<u>\$195,132.94</u>	<u>\$13,404,813.28</u>

<u>COURT RECORD PRESERVATION</u>	<u>DISTRICT COURT RECORDS TECHNOLOGY (ARCHIVE)</u>	<u>DISTRICT CLERK RECORDS MANAGEMENT & PRESERVATION</u>
\$125,182.34	\$87,813.64	\$370,552.74
1,997.22	56.66	891.69
198.88	13.62	0.00
<u>127,378.44</u>	<u>87,883.92</u>	<u>371,444.43</u>
0.00	0.00	0.00
239,482.61	102,582.84	156,105.26
0.00	0.00	0.00
<u>239,482.61</u>	<u>102,582.84</u>	<u>156,105.26</u>
(112,104.17)	(14,698.92)	215,339.17
<u>1,265,939.02</u>	<u>99,781.62</u>	<u>357,418.23</u>
<u>\$1,153,834.85</u>	<u>\$85,082.70</u>	<u>\$572,757.40</u>



**TARRANT COUNTY, TEXAS
COURT DESIGNATED FUNDS
FUND DESCRIPTION**

FUND 22100 - COURTHOUSE SECURITY FUND

This fund was established, pursuant to State statutes, to account for the collection of Courthouse security fees assessed in court cases. Revenue is subsequently transferred to the general fund where expenditures for Courthouse security are recorded.

FUND 22400 – JUVENILE DELINQUENCY PREVENTION FUND

This fund was established, pursuant to State statutes, to account for the collection of a fee related to graffiti court cases. The revenues in this fund are to be used to repair damages, provide educational and intervention programs, and provide rewards to the public for aiding in the apprehension and prosecution of offenders who commit graffiti offenses.

FUND 22500 - ALTERNATIVE DISPUTE RESOLUTION SYSTEM (ADRS)

This fund was established, pursuant to State statutes, to account for an alternative dispute resolution system for the peaceable and expeditious resolution of citizen disputes.

FUND 22600 – PROBATE CONTRIBUTIONS FUND

This fund was established, pursuant to State statutes, to account for the collection of a fee under Section 51.704. The revenues in this fund are to be used for court-related purposes for the support of the statutory probate courts.

FUND 24300 - APPELLATE JUDICIAL SYSTEM FUND

This fund was established, pursuant to State statutes, to account for the collection and expenditure of monies collected in civil cases to provide for a portion of the operational costs of the Court of Appeals.

FUND 22700 – JUSTICE COURT TECHNOLOGY FUND

This fund was established, pursuant to State statutes, to account for the collection and expenditure of monies to provide for technology in the justice of the peace courts.

FUND 22800 – JUSTICE COURT BUILDING SECURITY FUND

This fund was established, pursuant to State statutes, to account for the collection and expenditure of monies to provide for security in the justice court buildings.

FUND 22900 – CHILD ABUSE PREVENTION FUND

This fund was established, pursuant to State statutes, to account for the collection and expenditure of monies to provide for child abuse prevention programs.

FUND 23000 – FAMILY PROTECTION FUND

This fund was established, pursuant to State statutes, to account for the collection and expenditure of monies to provide for family protection services.

FUND 23100 – GUARDIANSHIP FUND

This fund was established, pursuant to State statutes, to account for the collection and expenditure of monies to provide compensation of a guardian ad litem, an attorney ad litem, and/or fund local guardianship programs for indigent incapacitated persons.

FUND 23200 – DRUG AND ALCOHOL COURT FUND

This fund was established, pursuant to State statutes, to account for the collection and expenditure of monies to provide for drug and alcohol court program.

FUND 23300 – COUNTY AND DISTRICT COURT TECHNOLOGY FUND

This fund was established, pursuant to State statutes, to account for the collection and expenditure of monies to provide for county and district court technology.

**TARRANT COUNTY, TEXAS
COURT DESIGNATED FUNDS
FUND DESCRIPTION**

FUND 23400 – SPECIALTY COURT FUND

This fund was established, pursuant to State statutes, to account for the collection and expenditure of monies to provide for eligible specialty court programs.

FUND 23500 – TRUANCY PREVENTION AND DIVERSION FUND

This fund was established, pursuant to State statutes, to account for the collection and expenditure of monies to provide for a juvenile case manager and implement programs to prevent or reduce juvenile referrals to the court.

FUND 23600 – LANGUAGE ACCESS FUND

This fund was established, pursuant to State statutes, to account for the collection and expenditure of monies to provide language access services for individuals appearing before the court or receiving court services.



**TARRANT COUNTY, TEXAS
COMBINING BALANCE SHEET
COURT DESIGNATED FUNDS
AS OF 5/31/2022**

<u>COMBINED TOTAL</u>		<u>COURTHOUSE SECURITY</u>	<u>JUVENILE DELINQUENCY PREVENTION</u>	<u>ADRS</u>	<u>PROBATE CONTRIBUTION FUND</u>	<u>APPELLATE JUDICIAL SYSTEM</u>	<u>JUSTICE COURT TECHNOLOGY FUND</u>
ASSETS							
\$3,471,469.44	CASH AND INVESTMENTS	\$56,421.73	\$2,865.48	\$1,426,603.95	\$816,891.90	\$33,516.46	\$208,860.12
<u>0.00</u>	OTHER RECEIVABLES	<u>0.00</u>	<u>0.00</u>	<u>0.00</u>	<u>0.00</u>	<u>0.00</u>	<u>0.00</u>
<u>\$3,471,469.44</u>	TOTAL ASSETS	<u>\$56,421.73</u>	<u>\$2,865.48</u>	<u>\$1,426,603.95</u>	<u>\$816,891.90</u>	<u>\$33,516.46</u>	<u>\$208,860.12</u>
LIABILITIES AND FUND BALANCES							
LIABILITIES:							
\$17,161.00	ACCOUNTS PAYABLE	\$0.00	\$0.00	\$0.00	\$0.00	\$0.00	\$0.00
<u>29,302.32</u>	OTHER LIABILITIES	<u>0.00</u>	<u>0.00</u>	<u>15,266.31</u>	<u>4,429.02</u>	<u>3,694.88</u>	<u>0.00</u>
46,463.32	TOTAL LIABILITIES	0.00	0.00	15,266.31	4,429.02	3,694.88	0.00
FUND BALANCES:							
<u>3,425,006.12</u>	FUND BALANCES	<u>56,421.73</u>	<u>2,865.48</u>	<u>1,411,337.64</u>	<u>812,462.88</u>	<u>29,821.58</u>	<u>208,860.12</u>
<u>\$3,471,469.44</u>	TOTAL LIABILITIES AND FUND BALANCES	<u>\$56,421.73</u>	<u>\$2,865.48</u>	<u>\$1,426,603.95</u>	<u>\$816,891.90</u>	<u>\$33,516.46</u>	<u>\$208,860.12</u>

<u>JUSTICE COURT BLDG SECURITY FUND</u>	<u>CHILD ABUSE PREVENTION FUND</u>	<u>FAMILY PROTECTION FUND</u>	<u>GUARDIANSHIP FUND</u>	<u>DRUG & ALCOHOL COURT</u>	<u>COUNTY AND DISTRICT COURT TECHNOLOGY FUND</u>	<u>SPECIALTY COURT FUND</u>	<u>TRUANCY PREVENTION & DIVERSION FUND</u>	<u>LANGUAGE ACCESS FUND</u>
\$0.00	\$101,804.37	\$37,492.37	\$80,967.76	\$216,906.53	\$194,319.38	\$122,508.13	\$68,810.87	\$103,500.39
<u>0.00</u>	<u>0.00</u>	<u>0.00</u>	<u>0.00</u>	<u>0.00</u>	<u>0.00</u>	<u>0.00</u>	<u>0.00</u>	<u>0.00</u>
<u>\$0.00</u>	<u>\$101,804.37</u>	<u>\$37,492.37</u>	<u>\$80,967.76</u>	<u>\$216,906.53</u>	<u>\$194,319.38</u>	<u>\$122,508.13</u>	<u>\$68,810.87</u>	<u>\$103,500.39</u>
\$0.00	\$0.00	\$6,148.00	\$0.00	\$11,013.00	\$0.00	\$0.00	\$0.00	\$0.00
<u>0.00</u>	<u>0.00</u>	<u>0.00</u>	<u>0.00</u>	<u>0.00</u>	<u>0.00</u>	<u>5,912.11</u>	<u>0.00</u>	<u>0.00</u>
0.00	0.00	6,148.00	0.00	11,013.00	0.00	5,912.11	0.00	0.00
<u>0.00</u>	<u>101,804.37</u>	<u>31,344.37</u>	<u>80,967.76</u>	<u>205,893.53</u>	<u>194,319.38</u>	<u>116,596.02</u>	<u>68,810.87</u>	<u>103,500.39</u>
<u>\$0.00</u>	<u>\$101,804.37</u>	<u>\$37,492.37</u>	<u>\$80,967.76</u>	<u>\$216,906.53</u>	<u>\$194,319.38</u>	<u>\$122,508.13</u>	<u>\$68,810.87</u>	<u>\$103,500.39</u>

TARRANT COUNTY, TEXAS
COMBINING STATEMENT OF REVENUES AND EXPENDITURES
AND CHANGES IN FUND BALANCE
COURT DESIGNATED FUNDS
FOR THE EIGHT (8) MONTHS ENDED 5/31/2022

<u>COMBINED TOTAL</u>		<u>COURTHOUSE SECURITY</u>	<u>JUVENILE DELINQUENCY PREVENTION</u>	<u>ADRS</u>	<u>PROBATE CONTRIBUTION FUND</u>	<u>APPELLATE JUDICIAL SYSTEM</u>	<u>JUSTICE COURT TECHNOLOGY FUND</u>
	REVENUES:						
\$1,590,515.23	FEES OF OFFICE	\$651,829.51	\$1.00	\$425,922.13	\$0.00	\$106,181.12	\$21,279.80
137,463.78	INTERGOVERNMENTAL	0.00	0.00	0.00	137,463.78	0.00	0.00
5,326.82	INVESTMENT INCOME	0.00	4.68	2,208.46	1,264.94	52.09	336.40
114.11	MISCELLANEOUS	0.00	0.00	0.00	0.00	0.00	114.11
<u>1,733,419.94</u>	TOTAL REVENUES	<u>651,829.51</u>	<u>5.68</u>	<u>428,130.59</u>	<u>138,728.72</u>	<u>106,233.21</u>	<u>21,730.31</u>
	EXPENDITURES:						
	CURRENT:						
337,493.40	GENERAL GOVERNMENT	0.00	0.00	227,493.40	0.00	0.00	0.00
403,018.10	JUDICIAL	0.00	0.00	0.00	95,901.10	101,411.78	0.00
34,811.78	CAPITAL/CONSTRUCTION	0.00	0.00	19,500.00	0.00	0.00	15,311.78
<u>775,323.28</u>	TOTAL EXPENDITURES	<u>0.00</u>	<u>0.00</u>	<u>246,993.40</u>	<u>95,901.10</u>	<u>101,411.78</u>	<u>15,311.78</u>
958,096.66	EXCESS (DEFICIT) OF REVENUES OVER EXPENDITURES	651,829.51	5.68	181,137.19	42,827.62	4,821.43	6,418.53
	OTHER FINANCING SOURCES (USES):						
(601,809.03)	OPERATING TRANSFERS OUT	(595,407.78)	0.00	0.00	0.00	0.00	0.00
356,287.63	EXCESS (DEFICIT) OF REVENUES AND OPERATING TRANSFERS OVER EXPENDITURES	56,421.73	5.68	181,137.19	42,827.62	4,821.43	6,418.53
	FUND BALANCES:						
3,068,718.49	BEGINNING OF PERIOD	0.00	2,859.80	1,230,200.45	769,635.26	25,000.15	202,441.59
<u>\$3,425,006.12</u>	END OF PERIOD	<u>\$56,421.73</u>	<u>\$2,865.48</u>	<u>\$1,411,337.64</u>	<u>\$812,462.88</u>	<u>\$29,821.58</u>	<u>\$208,860.12</u>

JUSTICE COURT BLDG SECURITY FUND	CHILD ABUSE PREVENTION FUND	FAMILY PROTECTION FUND	GUARDIANSHIP FUND	DRUG & ALCOHOL COURT	COUNTY AND DISTRICT COURT TECHNOLOGY FUND	SPECIALTY COURT FUND	TRUANCY PREVENTION & DIVERSION FUND	LANGUAGE ACCESS FUND
\$6,401.25	\$7,107.87	\$26,280.00	\$84,019.95	\$9,653.76	\$22,513.17	\$101,832.03	\$24,083.31	\$103,410.33
0.00	0.00	0.00	0.00	0.00	0.00	0.00	0.00	0.00
0.00	166.29	70.94	137.09	395.95	306.87	192.59	100.46	90.06
0.00	0.00	0.00	0.00	0.00	0.00	0.00	0.00	0.00
6,401.25	7,274.16	26,350.94	84,157.04	10,049.71	22,820.04	102,024.62	24,183.77	103,500.39
0.00	0.00	0.00	110,000.00	0.00	0.00	0.00	0.00	0.00
0.00	5,000.00	40,470.00	0.00	64,949.11	0.00	95,286.11	0.00	0.00
0.00	0.00	0.00	0.00	0.00	0.00	0.00	0.00	0.00
0.00	5,000.00	40,470.00	110,000.00	64,949.11	0.00	95,286.11	0.00	0.00
6,401.25	2,274.16	(14,119.06)	(25,842.96)	(54,899.40)	22,820.04	6,738.51	24,183.77	103,500.39
(6,401.25)	0.00	0.00	0.00	0.00	0.00	0.00	0.00	0.00
0.00	2,274.16	(14,119.06)	(25,842.96)	(54,899.40)	22,820.04	6,738.51	24,183.77	103,500.39
0.00	99,530.21	45,463.43	106,810.72	260,792.93	171,499.34	109,857.51	44,627.10	0.00
\$0.00	\$101,804.37	\$31,344.37	\$80,967.76	\$205,893.53	\$194,319.38	\$116,596.02	\$68,810.87	\$103,500.39



**TARRANT COUNTY, TEXAS
ENTERPRISE FUNDS
FUND DESCRIPTIONS**

FUND 51100 – RESOURCE CONNECTION

This fund was established to account for activities of the Resource Connection.

FUND 51200 – OIL & GAS ROYALTY FUND


This fund was established to account for proceeds from the lease of County mineral rights on the Resource Connection campus.

TARRANT COUNTY, TEXAS
STATEMENT OF NET POSITION
ENTERPRISE FUNDS
AS OF 5/31/2022

<u>COMBINED TOTAL</u>		<u>RESOURCE CONNECTION</u>	<u>OIL & GAS ROYALTY</u>
ASSETS			
\$4,500,378.41	CASH AND INVESTMENTS	\$2,917,931.09	\$1,582,447.32
23,270.75	OTHER RECEIVABLES (NET)	23,270.75	0.00
6,408.68	PREPAID EXPENSES & INVENTORY	6,408.68	0.00
<u>3,752,802.03</u>	FIXED ASSETS (NET)	<u>3,225,347.52</u>	<u>527,454.51</u>
<u>8,282,859.87</u>	TOTAL ASSETS	<u>6,172,958.04</u>	<u>2,109,901.83</u>
DEFERRED OUTFLOWS OF RESOURCES			
106,410.00	PENSION CONTRIBUTIONS AFTER MEASUREMENT DATE	106,410.00	0.00
7,452.00	DIFFERENCE IN EXPECTED & ACTUAL PENSION EXPERIENCE	7,452.00	0.00
234,544.00	CHANGES IN PENSION ASSUMPTIONS	234,544.00	0.00
95,376.00	CHANGES IN OPEB ASSUMPTIONS	95,376.00	0.00
<u>22,411.00</u>	OPEB CONTRIBUTIONS AFTER MEASUREMENT DATE	<u>22,411.00</u>	<u>0.00</u>
<u>466,193.00</u>	TOTAL DEFERRED OUTFLOWS OF RESOURCES	<u>466,193.00</u>	<u>0.00</u>
LIABILITIES			
49,089.12	ACCOUNTS PAYABLE	49,089.12	0.00
44,927.21	OTHER LIABILITIES	44,927.21	0.00
456,576.89	ADVANCE FROM CAPITAL PROJECTS FUND	456,576.89	0.00
139,900.97	UNEARNED REVENUE	139,900.97	0.00
738,961.00	NET PENSION LIABILITY	738,961.00	0.00
667,689.00	OTHER POST EMPLOYMENT BENEFIT LIABILITY	667,689.00	0.00
<u>128,873.09</u>	COMPENSATED ABSENCES	<u>128,873.09</u>	<u>0.00</u>
<u>2,226,017.28</u>	TOTAL LIABILITIES	<u>2,226,017.28</u>	<u>0.00</u>
DEFERRED INFLOWS OF RESOURCES			
19,559.00	DIFFERENCE IN EXPECTED & ACTUAL PENSION EXPERIENCE	19,559.00	0.00
149,002.00	DIFFERENCE IN PROJECTED & ACTUAL PENSION EARNINGS	149,002.00	0.00
9,868.00	CHANGES IN PENSION ASSUMPTIONS	9,868.00	0.00
114,959.00	DIFFERENCE IN EXPECTED & ACTUAL OPEB EXPERIENCE	114,959.00	0.00
<u>77,401.00</u>	CHANGES IN OPEB ASSUMPTIONS	<u>77,401.00</u>	<u>0.00</u>
<u>370,789.00</u>	TOTAL DEFERRED INFLOWS OF RESOURCES	<u>370,789.00</u>	<u>0.00</u>
NET POSITION			
<u>6,152,246.59</u>	NET POSITION	<u>4,042,344.76</u>	<u>2,109,901.83</u>
<u>\$6,152,246.59</u>	TOTAL NET POSITION	<u>\$4,042,344.76</u>	<u>\$2,109,901.83</u>

TARRANT COUNTY, TEXAS
COMBINING STATEMENT OF REVENUES, EXPENSES
AND CHANGES IN FUND NET POSITION
ENTERPRISE FUNDS
FOR THE EIGHT (8) MONTHS ENDED 5/31/2022

<u>COMBINED TOTAL</u>		<u>RESOURCE CONNECTION</u>	<u>OIL & GAS ROYALTY</u>
	OPERATING REVENUES:		
\$2,140,231.31	BUILDING RENTALS	\$2,140,231.31	\$0.00
<u>93,861.27</u>	OTHER REVENUES	<u>2,905.82</u>	<u>90,955.45</u>
2,234,092.58	TOTAL OPERATING REVENUES	2,143,137.13	90,955.45
	OPERATING EXPENSES:		
803,851.77	PERSONNEL	803,851.77	0.00
818,018.02	BUILDING AND EQUIPMENT	818,018.02	0.00
206,068.60	DEPRECIATION AND AMORTIZATION	159,347.92	46,720.68
43,944.60	INSURANCE PREMIUMS	43,944.60	0.00
<u>106,818.07</u>	OTHER EXPENSES	<u>106,818.07</u>	<u>0.00</u>
<u>1,978,701.06</u>	TOTAL OPERATING EXPENSES	<u>1,931,980.38</u>	<u>46,720.68</u>
255,391.52	OPERATING INCOME (LOSS)	211,156.75	44,234.77
	NON-OPERATING REVENUE (EXPENSE):		
<u>7,155.66</u>	INTEREST INCOME	<u>4,616.07</u>	<u>2,539.59</u>
262,547.18	NET INCOME (LOSS) BEFORE TRANSFERS	215,772.82	46,774.36
	OPERATING TRANSFERS:		
0.00	OPERATING TRANSFERS IN	0.00	0.00
<u>0.00</u>	OPERATING TRANSFERS OUT	<u>0.00</u>	<u>0.00</u>
262,547.18	NET INCOME (LOSS)	215,772.82	46,774.36
	NET POSITION:		
<u>5,889,699.41</u>	BEGINNING OF PERIOD	<u>3,826,571.94</u>	<u>2,063,127.47</u>
<u><u>\$6,152,246.59</u></u>	END OF PERIOD	<u><u>\$4,042,344.76</u></u>	<u><u>\$2,109,901.83</u></u>



**TARRANT COUNTY, TEXAS
INTERNAL SERVICE FUNDS
FUND DESCRIPTIONS**

FUND 61500 - SELF INSURANCE FUND

This fund was established to account for expenditures of bond proceeds received in fiscal year 1998 for the county self insured general liability claims.

FUND 61900 - WORKERS COMPENSATION

This fund was established to account for workers compensation claims. Prior to the establishment of fund 615, this fund was used for general liability and automobile/property damage claims.

FUND 62100 - COUNTY CLERK PROFESSIONAL LIABILITY FUND

This fund was established to account for the County Clerk's errors and omissions self insurance.

FUND 62200 - DISTRICT CLERK PROFESSIONAL LIABILITY FUND

This fund was established to account for the District Clerk's errors and omissions self insurance.

FUND 65100 - EMPLOYEE BENEFITS FUND

This fund was established to account for Tarrant County employee benefits.

TARRANT COUNTY, TEXAS
STATEMENT OF NET POSITION
INTERNAL SERVICE FUNDS
AS OF 5/31/2022

<u>COMBINED TOTAL</u>		<u>SELF INSURANCE</u>	<u>WORKERS COMPENSATION</u>	<u>COUNTY CLERK PROFESSIONAL LIABILITY</u>
ASSETS				
\$48,070,503.27	CASH AND INVESTMENTS	\$2,912,438.50	\$6,362,183.42	\$717,807.18
29,698.97	OTHER RECEIVABLES	4,680.26	0.00	0.00
<u>386,000.00</u>	PREPAID EXPENSES AND INVENTORY	<u>0.00</u>	<u>140,000.00</u>	<u>0.00</u>
<u>48,486,202.24</u>	TOTAL ASSETS	<u>2,917,118.76</u>	<u>6,502,183.42</u>	<u>717,807.18</u>
LIABILITIES				
570,696.06	ACCOUNTS PAYABLE	31,149.10	8,412.67	0.00
17,175,173.98	OTHER LIABILITIES	655,489.00	12,396,117.00	0.00
<u>0.00</u>	UNEARNED REVENUE	<u>0.00</u>	<u>0.00</u>	<u>0.00</u>
<u>17,745,870.04</u>	TOTAL LIABILITIES	<u>686,638.10</u>	<u>12,404,529.67</u>	<u>0.00</u>
NET POSITION				
<u>30,740,332.20</u>	NET POSITION	<u>2,230,480.66</u>	<u>(5,902,346.25)</u>	<u>717,807.18</u>
<u><u>\$30,740,332.20</u></u>	TOTAL NET POSITION	<u><u>\$2,230,480.66</u></u>	<u><u>(\$5,902,346.25)</u></u>	<u><u>\$717,807.18</u></u>

<u>DISTRICT CLERK PROFESSIONAL LIABILITY</u>	<u>EMPLOYEE BENEFITS</u>
\$559,494.67	\$37,518,579.50
0.00	25,018.71
<u>0.00</u>	<u>246,000.00</u>
<u>559,494.67</u>	<u>37,789,598.21</u>
0.00	531,134.29
0.00	4,123,567.98
<u>0.00</u>	<u>0.00</u>
<u>0.00</u>	<u>4,654,702.27</u>
<u>559,494.67</u>	<u>33,134,895.94</u>
<u><u>\$559,494.67</u></u>	<u><u>\$33,134,895.94</u></u>


TARRANT COUNTY, TEXAS
COMBINING STATEMENT OF REVENUES, EXPENSES
AND CHANGES IN FUND NET POSITION
INTERNAL SERVICE FUNDS
FOR THE EIGHT (8) MONTHS ENDED 5/31/2022

<u>COMBINED TOTAL</u>		<u>SELF INSURANCE</u>	<u>WORKERS COMPENSATION</u>	<u>COUNTY CLERK PROFESSIONAL LIABILITY</u>
	OPERATING REVENUES:			
\$15,743,388.82	USER FEES	\$0.00	\$0.00	\$5.00
40,859,424.18	COUNTY CONTRIBUTIONS	0.00	1,936,954.22	0.00
<u>5,376,095.11</u>	OTHER REVENUES	<u>519,756.00</u>	<u>0.00</u>	<u>0.00</u>
61,978,908.11	TOTAL OPERATING REVENUES	519,756.00	1,936,954.22	5.00
	OPERATING EXPENSES:			
90,538.14	BUILDING AND EQUIPMENT	85,727.54	0.00	0.00
52,963,496.57	SELF INSURANCE CLAIMS	104,782.88	2,235,416.88	0.00
4,309,020.82	INSURANCE PREMIUMS	0.00	0.00	0.00
2,782,112.61	ADMINISTRATION	0.00	0.00	0.00
<u>674,971.70</u>	OTHER EXPENSES	<u>58,962.44</u>	<u>250,746.32</u>	<u>0.00</u>
<u>60,820,139.84</u>	TOTAL OPERATING EXPENSES	<u>249,472.86</u>	<u>2,486,163.20</u>	<u>0.00</u>
1,158,768.27	OPERATING INCOME (LOSS)	270,283.14	(549,208.98)	5.00
	NON-OPERATING REVENUE (EXPENSE):			
<u>77,439.51</u>	INTEREST INCOME	<u>4,587.51</u>	<u>10,066.92</u>	<u>1,179.37</u>
1,236,207.78	NET INCOME (LOSS) BEFORE TRANSFERS	274,870.65	(539,142.06)	1,184.37
	OPERATING TRANSFERS:			
8,500,000.00	OPERATING TRANSFERS IN	1,500,000.00	7,000,000.00	0.00
<u>(7,000,000.00)</u>	OPERATING TRANSFERS OUT	<u>0.00</u>	<u>0.00</u>	<u>0.00</u>
2,736,207.78	NET INCOME (LOSS)	1,774,870.65	6,460,857.94	1,184.37
	NET POSITION:			
<u>28,004,124.42</u>	BEGINNING OF PERIOD	<u>455,610.01</u>	<u>(12,363,204.19)</u>	<u>716,622.81</u>
<u>\$30,740,332.20</u>	END OF PERIOD	<u>\$2,230,480.66</u>	<u>(\$5,902,346.25)</u>	<u>\$717,807.18</u>

<u>DISTRICT CLERK PROFESSIONAL LIABILITY</u>	<u>EMPLOYEE BENEFITS</u>
\$60.00	\$15,743,323.82
0.00	38,922,469.96
<u>0.00</u>	<u>4,856,339.11</u>
60.00	59,522,132.89
0.00	4,810.60
0.00	50,623,296.81
0.00	4,309,020.82
0.00	2,782,112.61
<u>7,237.44</u>	<u>358,025.50</u>
<u>7,237.44</u>	<u>58,077,266.34</u>
(7,177.44)	1,444,866.55
<u>923.44</u>	<u>60,682.27</u>
(6,254.00)	1,505,548.82
0.00	0.00
<u>0.00</u>	<u>(7,000,000.00)</u>
(6,254.00)	(5,494,451.18)
<u>565,748.67</u>	<u>38,629,347.12</u>
<u>\$559,494.67</u>	<u>\$33,134,895.94</u>



TARRANT COUNTY
BUDGETARY INFORMATION



TARRANT COUNTY, TEXAS
SUMMARY BUDGET VERSUS ACTUAL (BUDGET BASIS) REVENUE AND EXPENDITURES
TAX SUPPORTED FUNDS
FOR THE EIGHT (8) MONTHS ENDED 5/31/2022

	CURRENT MONTH ACTUAL	YTD ACTUAL	BUDGET	PERCENT	LAST YEAR PERCENT
<u>GENERAL FUND</u>					
REVENUES:					
Taxes	(\$2,998,012)	\$455,255,024	\$463,878,186	98.14%	OVER 100%
Licenses	227,938	901,180	1,055,000	85.42%	74.16%
Fees of Office	3,668,377	59,737,217	58,227,400	OVER 100%	93.73%
Intergovernmental	1,838,962	16,708,095	23,242,417	71.89%	99.46%
Investment Income	368,318	928,713	230,750	OVER 100%	OVER 100%
Other Revenues	1,162,924	7,151,054	7,658,892	93.37%	80.53%
Transfers	43,686	601,809	630,000	95.53%	87.78%
Cash Carryforward		193,046,648	165,313,882		
	<u>\$4,312,193</u>	<u>\$734,329,740</u>	<u>\$720,236,527</u>	<u>OVER 100%</u>	<u>OVER 100%</u>
EXPENDITURES:					
Personnel	\$32,431,206.48	\$254,941,015	\$402,277,212	63.37%	64.39%
Other	9,865,967	83,138,937	131,287,259	63.33%	59.78%
Transfers	6,225,020	51,016,477	76,912,729	66.33%	65.40%
Grant Match and Subsidy	615,786	1,011,753	4,965,505	20.38%	35.52%
Undesignated			31,192,652		
Reserves			73,601,170		
	<u>\$49,137,980</u>	<u>\$390,108,183</u>	<u>\$720,236,527</u>	<u>54.16%</u>	<u>55.95%</u>
<u>ROAD & BRIDGE FUND</u>					
REVENUES:					
Taxes	\$90	\$550	\$0	OVER 100%	OVER 100%
Fees of Office	2,353,400	12,310,950	18,823,950	65.40%	79.35%
Intergovernmental	1,052	56,032	60,400	92.77%	OVER 100%
Investment Income	10,623	28,846	15,000	OVER 100%	OVER 100%
Other Revenues	34,613	299,441	172,000	OVER 100%	90.70%
Transfers	890,522	7,124,174	10,686,261	66.67%	66.67%
Cash Carryforward		15,059,553	11,481,998		
	<u>\$3,290,300</u>	<u>\$34,879,546</u>	<u>\$41,239,609</u>	<u>84.58%</u>	<u>85.39%</u>
EXPENDITURES:					
Personnel	\$1,802,128	\$14,221,034	\$23,387,765	60.81%	62.89%
Other	2,977,295	8,954,900	17,207,555	52.04%	34.00%
Grant Match and Subsidy	243	122,297	356,100	34.34%	12.43%
Undesignated			288,189		
	<u>\$4,779,665</u>	<u>\$23,298,231</u>	<u>\$41,239,609</u>	<u>56.49%</u>	<u>51.22%</u>
<u>DEBT SERVICE FUND</u>					
REVENUES:					
Taxes	\$146,867	\$33,317,490	\$34,100,247	97.70%	99.26%
Investment Income	19,915	40,792	15,090	OVER 100%	89.86%
Cash Carryforward		1,708,026	1,614,117		
	<u>\$166,782</u>	<u>\$35,066,308</u>	<u>\$35,729,454</u>	<u>98.14%</u>	<u>99.26%</u>
EXPENDITURES:					
Principal	\$0	\$0	\$27,560,000	0.00%	0.00%
Interest	0	3,329,727	6,659,454	50.00%	50.00%
Other Expenditures	0	1,250	10,000	12.50%	20.83%
Reserves			1,500,000		
	<u>\$0</u>	<u>\$3,330,977</u>	<u>\$35,729,454</u>	<u>9.32%</u>	<u>10.57%</u>

**TARRANT COUNTY, TEXAS
GENERAL FUND FEES OF OFFICE ANALYSIS
FOR THE EIGHT (8) MONTHS ENDED 5/31/2022
(BUDGET BASIS)**

<u>FEE OFFICE</u>	<u>ACTUAL REVENUE</u>	<u>ANNUAL BUDGET</u>	<u>PERCENT COLLECTED</u>	<u>LAST YEAR PERCENT</u>
Tax Assessor/Collector	\$39,453,322	\$34,364,500	OVER 100%	OVER 100%
County Clerk	10,049,553	11,030,500	91.11%	OVER 100%
Sheriff	319,589	420,500	76.00%	85.39%
Constable 1	438,819	528,000	83.11%	59.86%
Constable 2	604,927	457,000	OVER 100%	47.58%
Constable 3	347,079	417,000	83.23%	60.55%
Constable 4	275,542	399,000	69.06%	77.80%
Constable 5	330,392	241,000	OVER 100%	69.51%
Constable 6	282,450	358,000	78.90%	62.37%
Constable 7	449,158	398,000	OVER 100%	53.07%
Constable 8	538,941	408,000	OVER 100%	50.54%
District Clerk	2,800,301	4,110,000	68.13%	62.12%
Domestic Relations	775,026	1,088,300	71.21%	63.31%
District Attorney	79,324	84,000	94.43%	58.38%
Justice of Peace 1	132,986	162,000	82.09%	72.69%
Justice of Peace 2	152,100	172,000	88.43%	61.04%
Justice of Peace 3	85,030	153,000	55.58%	74.53%
Justice of Peace 4	97,118	170,000	57.13%	83.06%
Justice of Peace 5	102,159	112,000	91.21%	60.00%
Justice of Peace 6	137,995	202,000	68.31%	78.91%
Justice of Peace 7	166,848	243,000	68.66%	84.44%
Justice of Peace 8	131,035	120,000	OVER 100%	67.34%
County Courts	16,814	21,600	77.84%	82.35%
Elections	1,589	1,000	OVER 100%	OVER 100%
Medical Examiner	1,744,806	2,340,000	74.56%	87.78%
Other	<u>224,314</u>	<u>227,000</u>	<u>98.82%</u>	<u>77.19%</u>
TOTAL	<u><u>\$59,737,217</u></u>	<u><u>\$58,227,400</u></u>	<u>OVER 100%</u>	<u>93.73%</u>
RATABLE COLLECTION PERCENTAGE			<u><u>66.67%</u></u>	

**TARRANT COUNTY, TEXAS
BUDGET REPORT
FOR THE EIGHT (8) MONTHS ENDED 5/31/2022**

GENERAL FUND	CURRENT	ENCUMBRANCES	TOTAL	TOTAL	UNEXPENDED	% BUDGET
	MONTH	AND	EXPENDITURES			
	EXPENDITURES	COMMITMENTS	& COMMITMENTS	BUDGET	BUDGET	USED
County Judge	108,429.86	-	822,556.82	1,315,667.00	493,130.18	62.52%
County Administrator	241,431.04	126,702.95	2,023,469.54	3,355,500.00	1,332,030.46	60.30%
Non-Departmental	7,306,190.42	1,128,428.32	62,343,110.62	100,135,522.00	37,792,411.38	62.26%
Auditor	635,421.83	11,810.14	5,173,748.13	8,204,141.00	3,030,392.87	63.06%
Budget/Risk Management	79,624.72	145.32	639,815.26	997,862.00	358,066.74	64.12%
Tax Assessor / Collector	1,306,973.79	320,630.54	11,294,439.69	17,077,769.00	5,783,329.31	66.14%
Elections Administration	480,185.14	235,285.05	6,496,736.24	9,787,733.00	3,290,996.76	66.38%
Information Technology	5,320,637.03	2,475,536.90	32,205,973.25	48,962,561.00	16,756,587.75	65.78%
Human Resources	318,143.39	127,019.94	2,382,387.27	3,845,700.00	1,463,312.73	61.95%
Purchasing	218,373.31	1,067.73	1,749,400.07	2,682,836.00	933,435.93	65.21%
Facilities	426,866.50	395,333.87	3,667,610.40	5,772,034.00	2,104,423.60	63.54%
Sheriff	4,493,288.93	828,901.06	36,477,055.99	57,128,642.00	20,651,586.01	63.85%
Sheriff - Confinement	8,670,274.81	4,042,091.33	73,140,588.74	100,764,569.00	27,623,980.26	72.59%
Constable Precinct 1	124,530.28	1,207.58	983,339.96	1,484,478.00	501,138.04	66.24%
Constable Precinct 2	116,882.24	3,946.38	914,869.01	1,381,567.00	466,697.99	66.22%
Constable Precinct 3	143,542.76	14,369.80	1,100,101.75	1,664,930.00	564,828.25	66.07%
Constable Precinct 4	111,973.77	6,956.79	825,389.16	1,229,113.00	403,723.84	67.15%
Constable Precinct 5	88,044.16	5,575.84	640,433.91	1,100,275.00	459,841.09	58.21%
Constable Precinct 6	85,304.14	7,164.05	683,779.14	1,078,267.00	394,487.86	63.41%
Constable Precinct 7	132,468.62	12,009.97	988,297.74	1,574,409.00	586,111.26	62.77%
Constable Precinct 8	122,066.98	12,743.65	927,238.04	1,439,446.00	512,207.96	64.42%
Medical Examiner	942,863.24	198,756.62	8,009,664.61	14,589,467.00	6,579,802.39	54.90%
Fire Marshal	39,811.61	-	314,273.07	477,837.00	163,563.93	65.77%
Community Supervision	279,549.04	-	1,952,752.35	3,770,083.00	1,817,330.65	51.80%
Juvenile Services	1,822,520.29	1,057,188.89	14,972,792.34	23,313,732.00	8,340,939.66	64.22%
Buildings	2,059,793.05	3,263,766.05	17,617,952.16	26,688,815.00	9,070,862.84	66.01%
17TH District Court	27,790.81	259.33	208,632.33	314,519.00	105,886.67	66.33%
48TH District Court	25,898.67	7.21	202,050.50	314,978.00	112,927.50	64.15%
67TH District Court	25,704.51	6.33	202,255.12	311,787.00	109,531.88	64.87%
96TH District Court	25,926.32	-	205,692.36	313,409.00	107,716.64	65.63%
141ST District Court	25,316.85	-	219,873.85	311,100.00	91,226.15	70.68%
153RD District Court	26,620.92	-	210,531.73	324,322.00	113,790.27	64.91%
236TH District Court	26,317.65	-	207,512.01	320,116.00	112,603.99	64.82%
342ND District Court	25,883.08	81.14	217,654.43	316,769.00	99,114.57	68.71%
348TH District Court	25,288.19	666.50	237,893.19	312,183.00	74,289.81	76.20%
352ND District Court	25,655.50	-	203,004.20	310,748.00	107,743.80	65.33%
Criminal District Court 1	180,248.66	-	1,166,104.42	2,426,013.00	1,259,908.58	48.07%
Criminal District Court 2	168,487.49	196.80	1,005,192.01	2,042,930.00	1,037,737.99	49.20%
Criminal District Court 3	140,638.51	102.12	1,078,806.95	2,029,582.00	950,775.05	53.15%
Criminal District Court 4	167,533.71	-	909,510.93	1,949,274.00	1,039,763.07	46.66%
213TH District Court	248,478.74	6.50	2,048,143.35	2,422,581.00	374,437.65	84.54%
297TH District Court	179,710.33	195.69	1,214,231.72	1,993,127.00	778,895.28	60.92%
371ST District Court	124,108.74	459.20	1,113,309.21	2,371,918.00	1,258,608.79	46.94%
372ND District Court	178,277.12	146.01	1,242,171.90	2,109,818.00	867,646.10	58.88%
396TH District Court	374,589.81	-	1,560,881.23	2,656,541.00	1,095,659.77	58.76%
432ND District Court	139,747.23	6.50	1,392,663.22	2,416,249.00	1,023,585.78	57.64%
485TH District Court	91,705.17	196.80	297,117.70	2,266,103.00	1,968,985.30	13.11%
Magistrate Court	209,356.69	-	1,634,505.27	2,579,433.00	944,927.73	63.37%
231ST District Court	88,559.16	318.80	649,592.40	1,109,278.00	459,685.60	58.56%
233RD District Court	126,137.29	578.01	1,105,555.01	1,783,884.00	678,328.99	61.97%
322ND District Court	95,067.74	363.99	668,472.06	1,061,249.00	392,776.94	62.99%
323RD District Court	201,350.19	1,000.00	1,236,456.59	2,522,517.00	1,286,060.41	49.02%
324TH District Court	105,690.99	54.09	724,957.63	1,158,476.00	433,518.37	62.58%
325TH District Court	115,145.81	1,538.50	719,715.83	1,083,402.00	363,686.17	66.43%
360TH District Court	98,769.33	18.66	839,237.71	1,449,219.00	609,981.29	57.91%
Special Judges	18,936.30	-	176,846.97	283,397.00	106,550.03	62.40%
Criminal Court Administration	374,350.42	9,275.85	2,847,171.24	4,196,228.00	1,349,056.76	67.85%
Grand Jury	18,923.61	-	149,392.06	226,153.00	76,760.94	66.06%
Criminal Attorney Appointment	36,299.42	-	266,268.99	423,991.00	157,722.01	62.80%
Criminal Mental Health Court	70,708.09	16,450.04	510,542.83	825,451.00	314,908.17	61.85%
County Court at Law #1	56,117.38	-	430,507.27	660,926.00	230,418.73	65.14%
County Court at Law #2	55,229.60	-	428,741.07	653,377.00	224,635.93	65.62%
County Court at Law #3	45,292.73	96.01	409,779.77	651,409.00	241,629.23	62.91%
County Criminal Court 1	97,651.44	17.37	749,963.84	1,126,484.00	376,520.16	66.58%

TARRANT COUNTY, TEXAS
BUDGET REPORT
FOR THE EIGHT (8) MONTHS ENDED 5/31/2022

	CURRENT MONTH EXPENDITURES	ENCUMBRANCES AND COMMITMENTS	TOTAL EXPENDITURES & COMMITMENTS	TOTAL BUDGET	UNEXPENDED BUDGET	% BUDGET USED
GENERAL FUND (cont'd)						
County Criminal Court 2	98,309.22	-	738,164.30	1,113,640.00	375,475.70	66.28%
County Criminal Court 3	101,417.86	12.66	675,011.40	1,069,418.00	394,406.60	63.12%
County Criminal Court 4	81,057.09	238.06	666,035.43	1,046,286.00	380,250.57	63.66%
County Criminal Court 5	109,328.04	50,722.15	848,483.88	1,308,761.00	460,277.12	64.83%
County Criminal Court 6	105,802.22	-	643,978.97	872,182.00	228,203.03	73.84%
County Criminal Court 7	57,210.60	-	640,375.14	919,831.00	279,455.86	69.62%
County Criminal Court 8	97,503.83	-	648,483.10	897,699.00	249,215.90	72.24%
County Criminal Court 9	80,603.88	-	587,368.07	908,317.00	320,948.93	64.67%
County Criminal Court 10	72,774.42	-	447,913.60	826,385.00	378,471.40	54.20%
Probate Court 1	179,992.46	164.00	1,644,617.85	2,533,083.00	888,465.15	64.93%
Probate Court 2	161,780.81	24.49	1,533,580.84	2,250,166.00	716,585.16	68.15%
Justice of the Peace Pct 1	61,345.39	1,687.40	538,349.91	899,561.00	361,211.09	59.85%
Justice of the Peace Pct 2	75,912.30	3,780.25	576,454.05	892,928.00	316,473.95	64.56%
Justice of the Peace Pct 3	85,428.32	7,668.92	607,877.15	927,300.00	319,422.85	65.55%
Justice of the Peace Pct 4	66,628.98	4,067.17	577,188.66	860,211.00	283,022.34	67.10%
Justice of the Peace Pct 5	73,259.70	4,065.23	522,300.76	757,833.00	235,532.24	68.92%
Justice of the Peace Pct 6	73,497.04	4,055.99	579,506.99	903,244.00	323,737.01	64.16%
Justice of the Peace Pct 7	79,963.18	637.74	606,866.07	953,201.00	346,334.93	63.67%
Justice of the Peace Pct 8	76,522.87	5,450.37	562,848.67	865,965.00	303,116.33	65.00%
Crim District Attorney	3,812,986.94	172,108.60	29,350,672.88	47,262,476.00	17,911,803.12	62.10%
District Clerk	1,036,276.75	23,896.67	7,821,526.66	12,516,561.00	4,695,034.34	62.49%
County Clerk	982,937.84	37,982.26	7,799,592.96	13,444,910.00	5,645,317.04	58.01%
Domestic Relations	662,474.71	7,338.11	5,259,796.95	8,594,388.00	3,334,591.05	61.20%
Jury Services	121,982.77	156,626.73	1,363,234.97	2,140,187.00	776,952.03	63.70%
Courts / Judiciary	36,434.84	-	438,315.84	6,282,731.00	5,844,415.16	6.98%
Human Services	252,181.33	27,220.19	2,060,773.22	4,605,455.00	2,544,681.78	44.75%
Child Protective Services	17,763.88	1,595,566.00	2,266,975.81	2,441,413.00	174,437.19	92.86%
Public Assistance	-	50,207.62	1,092,852.25	1,345,695.00	252,842.75	81.21%
Texas AgriLife Extension	59,987.93	70.21	464,177.58	780,224.00	316,046.42	59.49%
Veterans Services	46,585.90	12.05	359,939.00	550,165.00	190,226.00	65.42%
Historical Commission	11,537.07	15.13	134,452.78	255,048.00	120,595.22	52.72%
10010-2022 General Fund - Cash Match						
Sheriff	-	-	58,785.20	101,537.00	42,751.80	57.90%
Criminal Court Administration	-	-	-	8,000.00	8,000.00	0.00%
Criminal District Attorney	-	-	-	329,029.00	329,029.00	0.00%
Historical Commission	-	-	-	39,500.00	39,500.00	0.00%
10020-2022 General Fund - Operating Subsidy						
County Administrator	1,606.97	-	12,957.40	20,000.00	7,042.60	64.79%
Sheriff	-	-	1,213.70	102,000.00	100,786.30	1.19%
Juvenile Services	609,469.74	7,233.18	902,984.98	4,221,645.00	3,318,660.02	21.39%
Criminal Court Administration	-	-	-	75,000.00	75,000.00	0.00%
Criminal District Attorney	4,709.62	-	35,811.85	68,794.00	32,982.15	52.06%
SUBTOTAL	49,137,979.65	16,469,531.40	390,108,183.03	615,442,705.00	225,334,521.97	63.39%
UNDESIGNATED				31,192,652.00	31,192,652.00	
RESERVES				73,601,170.00	73,601,170.00	
FUND TOTAL	\$ 49,137,979.65	\$ 16,469,531.40	\$ 390,108,183.03	\$ 720,236,527.00	\$ 330,128,343.97	54.16%

**TARRANT COUNTY, TEXAS
BUDGET REPORT
FOR THE EIGHT (8) MONTHS ENDED 5/31/2022**

	<u>CURRENT MONTH EXPENDITURES</u>	<u>ENCUMBRANCES AND COMMITMENTS</u>	<u>TOTAL EXPENDITURES & COMMITMENTS</u>	<u>TOTAL BUDGET</u>	<u>UNEXPENDED BUDGET</u>	<u>% BUDGET USED</u>
ROAD AND BRIDGE (26100)						
Commissioner Precinct 1	561,712.59	336,066.43	6,041,686.42	10,049,038.00	4,007,351.58	60.12%
Commissioner Precinct 2	335,341.08	336,523.65	3,265,146.10	5,613,573.00	2,348,426.90	58.17%
Commissioner Precinct 3	453,669.57	95,490.21	3,200,563.37	5,349,599.00	2,149,035.63	59.83%
Commissioner Precinct 4	645,254.46	544,165.78	5,167,169.47	8,623,497.00	3,456,327.53	59.92%
Right of Way	2,521,079.97	-	2,714,014.58	5,711,960.00	2,997,945.42	47.51%
Transportation	235,333.82	611,406.72	2,456,377.56	4,519,941.00	2,063,563.44	54.35%
Road & Bridge Non-Department	27,030.82	2,904.00	330,977.05	727,712.00	396,734.95	45.48%
26110-2022 Road & Bridge Grant Match						
Transportation	242.80	-	122,296.71	356,100.00	233,803.29	34.34%
SUBTOTAL	<u>4,779,665.11</u>	<u>1,926,556.79</u>	<u>23,298,231.26</u>	<u>40,951,420.00</u>	<u>17,653,188.74</u>	<u>56.89%</u>
UNDESIGNATED				288,189.00	288,189.00	
FUND TOTAL	<u>\$ 4,779,665.11</u>	<u>\$ 1,926,556.79</u>	<u>\$ 23,298,231.26</u>	<u>\$ 41,239,609.00</u>	<u>\$ 17,941,377.74</u>	<u>56.49%</u>
DEBT SERVICE (32100)						
Interest and Sinking	-	-	3,330,977.00	34,229,454.00	30,898,477.00	9.73%
RESERVES				1,500,000.00	1,500,000.00	
FUND TOTAL	<u>\$ -</u>	<u>\$ -</u>	<u>\$ 3,330,977.00</u>	<u>\$ 35,729,454.00</u>	<u>\$ 32,398,477.00</u>	<u>9.32%</u>

TARRANT COUNTY, TEXAS
SPECIAL BUDGETS
BUDGET VERSUS ACTUAL (BUDGET BASIS) REVENUE
FOR THE EIGHT (8) MONTHS ENDED 5/31/2022

<u>FUND #</u>	<u>FUND NAME</u>	<u>ACTUAL REVENUE</u>	<u>BUDGETED REVENUE</u>	<u>PERCENT COLLECTED</u>
21100	Records Preservation/Automation-Filing	\$ 2,036,084	\$ 3,057,200	66.60%
21200	Records Preservation/Automation-Conviction	89,450	84,720	OVER 100%
21300	Records Preservation/Restoration	1,518,165	2,012,000	75.46%
21400	Court Record Preservation Fund	127,378	87,600	OVER 100%
21500	District Court Records Technology Fund	87,884	60,120	OVER 100%
21600	District Clerk Record Mgt & Preservation	371,444	506,240	73.37%
22100	Courthouse Security Fund	651,830	600,000	OVER 100%
22300	Consumer Health Fund	649,143	995,360	65.22%
22400	Juvenile Delinquency Prevention	6	-	OVER 100%
22500	Alternative Dispute Resolution	428,131	601,200	71.21%
22600	Probate Contributions Fund	138,729	80,600	OVER 100%
22700	Justice Court Technology Fund	21,730	27,090	80.22%
22800	Justice Court Building Security	6,401	7,660	83.57%
22900	Child Abuse Prevention Fund	7,274	6,500	OVER 100%
23000	Family Protection	26,351	25,024	OVER 100%
23100	Guardianship	84,157	105,048	80.11%
23200	Drug & Alcohol Court	10,050	6,240	OVER 100%
23300	County and District Court Technology Fund	22,820	26,120	87.37%
23400	Specialty Courts Fund	102,025	80,100	OVER 100%
23500	Truancy Prevention and Diversion Fund	24,184	28,380	85.21%
23600	Language Access	103,500	-	OVER 100%
24100	Law Library	851,194	1,195,960	71.17%
24200	Education Fund	88,097	92,657	95.08%
24300	Appellate Judicial System	106,233	155,024	68.53%
25100	Vehicle Inventory Tax	461,734	101,740	OVER 100%
45100	Non-Debt Capital	31,423,902	45,737,385	68.71%
45400	Capital Replacement Fund (Non-Debt)	10,011,188	15,000,000	66.74%
45500	Court Facility	267,679	-	OVER 100%
47600	2006 Bond Election - Buildings	11,389	10,000	OVER 100%
47700	2006 Bond Election - Transportation	43,955	30,000	OVER 100%
51100	Resource Connection	2,147,753	3,272,160	65.64%
51200	Oil & Gas Royalty Resource Connection	93,495	51,200	OVER 100%
61500	Self Insurance	2,024,344	1,501,800	OVER 100%
61900	Workers Compensation	8,947,021	9,908,534	90.30%
62100	County Clerk Professional Liability	1,184	480	OVER 100%
62200	District Clerk Professional Liability	983	360	OVER 100%
65100	Employee Group Insurance - Medical	59,582,815	87,548,000	68.06%
D6200	DA Restitution Collection Fee	872	-	OVER 100%
D8700	CDA State Forfeiture	493,666	1,440	OVER 100%
D8800	CDA Federal Forfeiture Justice Funds	7,520	72	OVER 100%
G1100	8TH Admin Judicial Region	82,142	133,000	61.76%
S8700	Sheriff's Inmate Commissary Fund	2,110,056	1,624,560	OVER 100%
S9300	Combined Narcotics Enforcement Team	62,688	300,000	20.90%
S9500	Sheriff Federal Forfeiture-Treasury Funds	59,685	144	OVER 100%
S9600	Sheriff Federal Forfeiture-Non DEA	19,865	168	OVER 100%
S9700	Sheriff Federal Forfeiture-Justice Funds	74,746	120	OVER 100%
T0400	Public Health	10,716,331	13,451,532	79.67%
T0450	Public Health 1115 Waiver	1,282,849	-	OVER 100%
T0500	Section 125 Forfeitures	4,053	1,740	OVER 100%
T0600	Children's Home Fund	999	1,060	94.24%
T0700	Bail Bond Board	5,500	11,500	47.83%
T0800	TDPRS - Title IVE	30,548	96	OVER 100%
T0900	Constable Forfeiture	7,691	12	OVER 100%
T0970	Constable Forfeiture - Federal	1	-	OVER 100%
T1000	Juvenile Probation District	17,078	18,200	93.83%
T1100	Unclaimed Juvenile Restitution	19	-	OVER 100%
T1300	Deferred Prosecution Program	24,975	22,340	OVER 100%
T2000	Historical Commission	7	-	OVER 100%
T2100	Historical Comm Archives	26	12	OVER 100%
T2300	Cemetery Fund	68	36	OVER 100%
T2600	Unclaimed Electrific Coop Credits	4,802	2,400	OVER 100%
T2900	Fire Marshal Code	112,385	98,000	OVER 100%
T3000	DA - JPS Contract	451,869	677,804	66.67%

TARRANT COUNTY, TEXAS
SPECIAL BUDGETS
BUDGET VERSUS ACTUAL (BUDGET BASIS) REVENUE
FOR THE EIGHT (8) MONTHS ENDED 5/31/2022

<u>FUND #</u>	<u>FUND NAME</u>	<u>ACTUAL REVENUE</u>	<u>BUDGETED REVENUE</u>	<u>PERCENT COLLECTED</u>
T3100	Emergency Services District #1	53,339	94,000	56.74%
T3300	CSCD Bond Supervision Unit	2,913,788	4,661,235	62.51%
T3400	Courts Drug Program	23,705	11,157	OVER 100%
T3700	Medical Examiner Conference Fund	47	24	OVER 100%
T4100	PMC Insured - 340B	7,055,742	9,112,000	77.43%
T5200	Miscellaneous Donations-Juvenile Probation	2,326	524	OVER 100%
T5350	Donations Emergency Management	12	8	OVER 100%
T5600	Miscellaneous Donations - Human Services	50,048	50,012	OVER 100%
T5640	Human Services - Reliant Energy	12,519	12,500	OVER 100%
T5642	Human Services - Cirro	2	-	OVER 100%
T5700	Miscellaneous Donations-CPS	18,306	4,012	OVER 100%
T5800	Miscellaneous Donations-Health Dept	588	24	OVER 100%
T5960	Miscellaneous Donations-Veteran Court Program	6,630	3,024	OVER 100%
T6000	Miscellaneous Donations-Family Court	2,284	500	OVER 100%
T6100	Miscellaneous Donations-CRCG	20,076	24	OVER 100%
T6200	Miscellaneous Donations-Peace Officers Memorial	11,303	72	OVER 100%
T7000	Sheriff's Employee Recognition and Award	2	-	OVER 100%
T7100	Contract Elections	291,418	2,500,000	11.66%
T7300	Elections Chapter 19	39	-	OVER 100%
T8500	Opioid Epidemic Settlement	510,506	-	OVER 100%

**TARRANT COUNTY, TEXAS
BUDGET REPORT
FOR THE EIGHT (8) MONTHS ENDED 5/31/2022**

	<u>CURRENT MONTH EXPENDITURES</u>	<u>ENCUMBRANCES AND COMMITMENTS</u>	<u>TOTAL EXPENDITURES & COMMITMENTS</u>	<u>TOTAL BUDGET</u>	<u>UNEXPENDED BUDGET</u>	<u>% BUDGET USED</u>
RECORDS PRESERVATION & AUTOMATION - FILINGS (21100)						
Information Technology	-	25,000.00	25,000.00	25,000.00	-	100.00%
County Clerk	170,049.75	165,184.84	1,545,310.18	12,140,459.00	10,595,148.82	12.73%
FUND TOTAL	<u>\$ 170,049.75</u>	<u>\$ 190,184.84</u>	<u>\$ 1,570,310.18</u>	<u>\$ 12,165,459.00</u>	<u>\$ 10,595,148.82</u>	<u>12.91%</u>
RECORDS PRESERVATION & AUTOMATION - CONVICTIONS (21200)						
Information Technology	42,974.68	-	286,891.24	436,835.00	149,943.76	65.67%
FUND TOTAL	<u>\$ 42,974.68</u>	<u>\$ -</u>	<u>\$ 286,891.24</u>	<u>\$ 436,835.00</u>	<u>\$ 149,943.76</u>	<u>65.67%</u>
RECORDS PRESERVATION & RESTORATION (21300)						
County Clerk	49,461.04	23,657.16	411,403.88	14,197,298.00	13,785,894.12	2.90%
FUND TOTAL	<u>\$ 49,461.04</u>	<u>\$ 23,657.16</u>	<u>\$ 411,403.88</u>	<u>\$ 14,197,298.00</u>	<u>\$ 13,785,894.12</u>	<u>2.90%</u>
COURT RECORD PRESERVATION FUND (21400)						
Information Technology	-	-	-	931,043.00	931,043.00	0.00%
District Clerk	30,180.80	-	239,482.61	386,896.00	147,413.39	61.90%
FUND TOTAL	<u>\$ 30,180.80</u>	<u>\$ -</u>	<u>\$ 239,482.61</u>	<u>\$ 1,317,939.00</u>	<u>\$ 1,078,456.39</u>	<u>18.17%</u>
DISTRICT COURT RECORD TECHNOLOGY FUND (21500)						
District Clerk	(125,622.95)	-	102,582.84	152,121.00	49,538.16	67.44%
FUND TOTAL	<u>\$ (125,622.95)</u>	<u>\$ -</u>	<u>\$ 102,582.84</u>	<u>\$ 152,121.00</u>	<u>\$ 49,538.16</u>	<u>67.44%</u>
DISTRICT CLERK RECORD MANAGEMENT & PRESERVATION FUND (21600)						
District Clerk	156,050.63	12,268.68	168,373.94	804,266.00	635,892.06	20.94%
FUND TOTAL	<u>\$ 156,050.63</u>	<u>\$ 12,268.68</u>	<u>\$ 168,373.94</u>	<u>\$ 804,266.00</u>	<u>\$ 635,892.06</u>	<u>20.94%</u>
COURTHOUSE SECURITY FUND (22100)						
Non-Departmental	42,900.91	-	595,407.78	600,000.00	4,592.22	99.23%
FUND TOTAL	<u>\$ 42,900.91</u>	<u>\$ -</u>	<u>\$ 595,407.78</u>	<u>\$ 600,000.00</u>	<u>\$ 4,592.22</u>	<u>99.23%</u>
CONSUMER HEALTH FUND (22300)						
Public Health	92,562.14	512.42	671,096.09	1,255,681.00	584,584.91	53.44%
FUND TOTAL	<u>\$ 92,562.14</u>	<u>\$ 512.42</u>	<u>\$ 671,096.09</u>	<u>\$ 1,255,681.00</u>	<u>\$ 584,584.91</u>	<u>53.44%</u>
JUVENILE DELINQUENCY PREVENTION (22400)						
Juvenile Services	-	-	-	2,859.00	2,859.00	0.00%
FUND TOTAL	<u>\$ -</u>	<u>\$ -</u>	<u>\$ -</u>	<u>\$ 2,859.00</u>	<u>\$ 2,859.00</u>	<u>0.00%</u>

**TARRANT COUNTY, TEXAS
BUDGET REPORT
FOR THE EIGHT (8) MONTHS ENDED 5/31/2022**

	<u>CURRENT MONTH EXPENDITURES</u>	<u>ENCUMBRANCES AND COMMITMENTS</u>	<u>TOTAL EXPENDITURES ENCUMBRANCES & COMMITMENTS</u>	<u>TOTAL BUDGET</u>	<u>UNEXPENDED BUDGET</u>	<u>% BUDGET USED</u>
ADRS (22500)						
County Administrator	31,052.59	-	232,543.40	1,803,979.00	1,571,435.60	12.89%
FUND TOTAL	<u>\$ 31,052.59</u>	<u>\$ -</u>	<u>\$ 232,543.40</u>	<u>\$ 1,803,979.00</u>	<u>\$ 1,571,435.60</u>	<u>12.89%</u>
PROBATE CONTRIBUTIONS FUND (22600)						
Probate Court 1	4,364.62	-	46,389.00	408,137.00	361,748.00	11.37%
Probate Court 2	4,755.61	-	49,512.10	290,699.00	241,186.90	17.03%
FUND TOTAL	<u>\$ 9,120.23</u>	<u>\$ -</u>	<u>\$ 95,901.10</u>	<u>\$ 698,836.00</u>	<u>\$ 602,934.90</u>	<u>13.72%</u>
JUSTICE COURT TECHNOLOGY FUND (22700)						
Information Technology	(12.00)	9,918.00	11,844.78	204,310.00	192,465.22	5.80%
FUND TOTAL	<u>\$ (12.00)</u>	<u>\$ 9,918.00</u>	<u>\$ 11,844.78</u>	<u>\$ 204,310.00</u>	<u>\$ 192,465.22</u>	<u>5.80%</u>
JUSTICE COURT BLDG SECURITY (22800)						
Non-Departmental	784.66	-	6,401.25	7,660.00	1,258.75	83.57%
FUND TOTAL	<u>\$ 784.66</u>	<u>\$ -</u>	<u>\$ 6,401.25</u>	<u>\$ 7,660.00</u>	<u>\$ 1,258.75</u>	<u>83.57%</u>
CHILD ABUSE PREVENTION FUND (22900)						
Non-Departmental	-	-	-	17,213.00	17,213.00	0.00%
233RD District Court	-	-	5,000.00	5,000.00	-	100.00%
Public Health	-	-	-	82,500.00	82,500.00	0.00%
FUND TOTAL	<u>\$ -</u>	<u>\$ -</u>	<u>\$ 5,000.00</u>	<u>\$ 104,713.00</u>	<u>\$ 99,713.00</u>	<u>4.77%</u>
FAMILY PROTECTION (23000)						
233RD District Court	6,148.00	-	40,470.00	40,470.00	-	100.00%
FUND TOTAL	<u>\$ 6,148.00</u>	<u>\$ -</u>	<u>\$ 40,470.00</u>	<u>\$ 40,470.00</u>	<u>\$ -</u>	<u>100.00%</u>
GUARDIANSHIP (23100)						
Non-Departmental	-	-	110,000.00	189,060.00	79,060.00	58.18%
FUND TOTAL	<u>\$ -</u>	<u>\$ -</u>	<u>\$ 110,000.00</u>	<u>\$ 189,060.00</u>	<u>\$ 79,060.00</u>	<u>58.18%</u>
DRUG & ALCOHOL COURT (23200)						
233RD District Court	28,174.00	102,966.00	165,462.00	203,045.00	37,583.00	81.49%
Criminal Court Administration	-	-	2,453.11	5,000.00	2,546.89	49.06%
FUND TOTAL	<u>\$ 28,174.00</u>	<u>\$ 102,966.00</u>	<u>\$ 167,915.11</u>	<u>\$ 208,045.00</u>	<u>\$ 40,129.89</u>	<u>80.71%</u>
COUNTY & DISTRICT COURT TECHNOLOGY FUND (23300)						
Information Technology	-	-	-	186,612.00	186,612.00	0.00%
FUND TOTAL	<u>\$ -</u>	<u>\$ -</u>	<u>\$ -</u>	<u>\$ 186,612.00</u>	<u>\$ 186,612.00</u>	<u>0.00%</u>
SPECIALTY COURTS FUND (23400)						
Criminal Court Administration	12,848.11	23,162.50	118,448.61	200,962.00	82,513.39	58.94%
FUND TOTAL	<u>\$ 12,848.11</u>	<u>\$ 23,162.50</u>	<u>\$ 118,448.61</u>	<u>\$ 200,962.00</u>	<u>\$ 82,513.39</u>	<u>58.94%</u>

**TARRANT COUNTY, TEXAS
BUDGET REPORT
FOR THE EIGHT (8) MONTHS ENDED 5/31/2022**

	CURRENT MONTH EXPENDITURES	ENCUMBRANCES AND COMMITMENTS	TOTAL EXPENDITURES ENCUMBRANCES & COMMITMENTS	TOTAL BUDGET	UNEXPENDED BUDGET	% BUDGET USED
TRUANCY PREVENTION AND DIVERSION FUND (23500)						
233RD District Court	-	-	-	72,672.00	72,672.00	0.00%
FUND TOTAL	<u>\$ -</u>	<u>\$ -</u>	<u>\$ -</u>	<u>\$ 72,672.00</u>	<u>\$ 72,672.00</u>	<u>0.00%</u>
LAW LIBRARY (24100)						
Law Library	69,341.77	172,931.91	836,115.33	1,954,394.00	1,118,278.67	42.78%
Judicial Law Library	5,928.04	39,506.20	125,826.84	175,000.00	49,173.16	71.90%
FUND TOTAL	<u>\$ 75,269.81</u>	<u>\$ 212,438.11</u>	<u>\$ 961,942.17</u>	<u>\$ 2,129,394.00</u>	<u>\$ 1,167,451.83</u>	<u>45.17%</u>
EDUCATION FUND (24200)						
Sheriff	17,828.67	9,130.00	63,901.42	150,213.00	86,311.58	42.54%
Sheriff - Confinement	2,659.68	-	4,207.49	68,580.00	64,372.51	6.14%
Constable Precinct 1	-	-	290.00	1,355.00	1,065.00	21.40%
Constable Precinct 2	-	-	-	8,804.00	8,804.00	0.00%
Constable Precinct 3	230.00	-	1,391.10	3,406.00	2,014.90	40.84%
Constable Precinct 4	-	-	-	11,689.00	11,689.00	0.00%
Constable Precinct 5	-	-	-	8,435.00	8,435.00	0.00%
Constable Precinct 6	-	-	-	10,793.00	10,793.00	0.00%
Constable Precinct 7	-	-	-	10,365.00	10,365.00	0.00%
Constable Precinct 8	-	-	-	2,821.00	2,821.00	0.00%
Fire Marshal	-	-	425.00	642.00	217.00	66.20%
Probate Court 1	1,244.00	-	2,982.72	67,522.00	64,539.28	4.42%
Probate Court 2	-	-	5,058.89	60,845.00	55,786.11	8.31%
Crim District Attorney	2,150.00	-	2,845.00	2,610.00	(235.00)	100.00%
FUND TOTAL	<u>\$ 24,112.35</u>	<u>\$ 9,130.00</u>	<u>\$ 81,101.62</u>	<u>\$ 408,080.00</u>	<u>\$ 326,978.38</u>	<u>19.87%</u>
APPELLATE JUDICIAL SYSTEM (24300)						
Appeals Court	14,881.97	-	101,411.78	180,024.00	78,612.22	56.33%
FUND TOTAL	<u>\$ 14,881.97</u>	<u>\$ -</u>	<u>\$ 101,411.78</u>	<u>\$ 180,024.00</u>	<u>\$ 78,612.22</u>	<u>56.33%</u>
VEHICLE INVENTORY TAX (25100)						
Tax Assessor / Collector	7,581.11	-	59,675.27	1,846,801.00	1,787,125.73	3.23%
FUND TOTAL	<u>\$ 7,581.11</u>	<u>\$ -</u>	<u>\$ 59,675.27</u>	<u>\$ 1,846,801.00</u>	<u>\$ 1,787,125.73</u>	<u>3.23%</u>
NON-DEBT CAPITAL (45100)						
County Judge	-	-	-	1,470.00	1,470.00	0.00%
County Administrator	-	2,331.44	2,331.44	30,079.00	27,747.56	7.75%
Non-Departmental	-	-	3,611.25	2,514,115.00	2,510,503.75	0.14%
Auditor	-	-	3,678.71	3,680.00	1.29	99.96%
Tax Assessor / Collector	657.20	19,688.06	23,648.64	51,150.00	27,501.36	46.23%
Elections Administration	-	279,594.00	453,472.30	1,586,036.00	1,132,563.70	28.59%
Information Technology	861,900.17	2,391,050.10	10,234,874.18	22,923,684.00	12,688,809.82	44.65%
Human Resources	-	162.21	5,635.50	5,652.00	3,116.50	44.86%
Purchasing	400.00	1,419.12	33,469.43	33,636.00	166.57	99.50%
Facilities	71,315.00	536,645.77	611,309.32	1,230,325.00	619,015.68	49.69%
Sheriff	-	62,050.00	213,736.40	337,977.00	124,240.60	63.24%
Sheriff - Confinement	-	1,032.81	388,894.39	393,200.00	4,305.61	98.90%
Constable Precinct 2	-	-	3,228.00	3,385.00	157.00	95.36%
Constable Precinct 7	-	3,160.20	3,160.20	3,195.00	34.80	98.91%
Constable Precinct 8	-	752.56	752.56	1,800.00	1,047.44	41.81%
Medical Examiner	-	-	385,897.79	443,145.00	57,247.21	87.08%
Community Supervision	-	-	3,455.94	24,452.00	20,996.06	14.13%
Juvenile Services	710.82	264.22	44,194.22	44,984.00	789.78	98.24%
Buildings	250,582.75	7,820,602.74	8,764,143.59	69,555,678.00	60,791,534.41	12.60%
48TH District Court	-	-	384.00	384.00	-	100.00%

**TARRANT COUNTY, TEXAS
BUDGET REPORT
FOR THE EIGHT (8) MONTHS ENDED 5/31/2022**

	<u>CURRENT MONTH EXPENDITURES</u>	<u>ENCUMBRANCES AND COMMITMENTS</u>	<u>TOTAL EXPENDITURES & COMMITMENTS</u>	<u>TOTAL BUDGET</u>	<u>UNEXPENDED BUDGET</u>	<u>% BUDGET USED</u>
NON-DEBT CAPITAL (45100) (cont'd)						
322ND District Court	-	-	1,290.00	1,290.00	-	100.00%
Criminal Court Administration	-	1,512.00	8,758.00	21,600.00	12,842.00	40.55%
Probate Court 1	-	5,210.17	5,210.17	9,700.00	4,489.83	53.71%
Probate Court 2	-	-	355.55	360.00	4.45	98.76%
Justice of the Peace Pct 2	-	-	1,422.00	1,544.00	122.00	92.10%
Justice of the Peace Pct 4	-	-	1,542.50	1,544.00	1.50	99.90%
Justice of the Peace Pct 8	-	-	1,542.50	1,544.00	1.50	99.90%
Crim District Attorney	14,420.22	8,729.71	121,362.79	124,104.00	2,741.21	97.79%
District Clerk	-	-	3,125.32	5,000.00	1,874.68	62.51%
County Clerk	1,413.00	-	10,940.89	17,150.00	6,209.11	63.80%
Domestic Relations	-	-	1,037.34	1,612.00	574.66	64.35%
Courts / Judiciary	-	-	-	62,766.00	62,766.00	0.00%
Human Services	-	-	3,228.00	3,400.00	172.00	94.94%
Texas AgriLife Extension	1,128.88	-	1,128.88	1,140.00	11.12	99.02%
Veterans Services	-	-	-	8,765.00	8,765.00	0.00%
Commissioner Precinct 1	13,817.12	965,493.73	997,056.34	1,145,583.00	148,526.66	87.03%
Commissioner Precinct 2	-	537,216.18	1,029,785.18	1,503,464.00	473,678.82	68.49%
Commissioner Precinct 3	21,887.79	14,902.64	560,192.06	786,525.00	226,332.94	71.22%
Commissioner Precinct 4	179,005.40	1,194,035.59	1,982,480.23	2,122,630.00	140,149.77	93.40%
Transportation	108,424.00	1,132,054.00	1,295,233.07	2,184,018.00	888,784.93	59.31%
FUND TOTAL	\$ 1,525,662.35	\$ 14,977,907.25	\$ 27,202,468.68	\$ 107,191,766.00	\$ 79,989,297.32	25.38%
CAPITAL REPLACEMENT FUND (NON-DEBT) (45400)						
Information Technology	-	192,997.34	199,997.34	5,000,000.00	4,800,002.66	4.00%
Facilities	-	-	-	8,500,000.00	8,500,000.00	0.00%
Transportation	27,275.00	27,275.00	81,825.00	1,500,000.00	1,418,175.00	5.46%
FUND TOTAL	\$ 27,275.00	\$ 220,272.34	\$ 281,822.34	\$ 15,000,000.00	\$ 14,718,177.66	1.88%
2006 BOND ELECTION-BUILDINGS (47600)						
Non-Departmental	-	-	835.15	1,761,332.00	1,760,496.85	0.05%
Buildings	-	-	-	6,910.00	6,910.00	0.00%
FUND TOTAL	\$ -	\$ -	\$ 835.15	\$ 1,768,242.00	\$ 1,767,406.85	0.05%
2006 BOND ELECTION-TRANSPORTATION (47700)						
Non-Departmental	-	-	1,898.60	1,964,366.00	1,962,467.40	0.10%
Transportation	100,000.00	3,329,992.84	3,977,844.00	18,320,368.00	14,342,524.00	21.71%
FUND TOTAL	\$ 100,000.00	\$ 3,329,992.84	\$ 3,979,742.60	\$ 20,284,734.00	\$ 16,304,991.40	19.62%
RESOURCE CONNECTION (51100)						
Non-Departmental	-	-	-	1,565,782.00	1,565,782.00	0.00%
Resource Connection	267,741.18	350,930.16	2,117,603.72	3,606,378.00	1,488,774.28	58.72%
FUND TOTAL	\$ 267,741.18	\$ 350,930.16	\$ 2,117,603.72	\$ 5,172,160.00	\$ 3,054,556.28	40.94%
OIL & GAS ROYALTY (51200)						
Resource Connection	-	-	-	1,502,326.00	1,502,326.00	0.00%
FUND TOTAL	\$ -	\$ -	\$ -	\$ 1,502,326.00	\$ 1,502,326.00	0.00%
SELF INSURANCE (61500)						
Self Insurance	19,626.72	217,519.09	443,906.74	2,478,115.00	2,034,208.26	17.91%
FUND TOTAL	\$ 19,626.72	\$ 217,519.09	\$ 443,906.74	\$ 2,478,115.00	\$ 2,034,208.26	17.91%

**TARRANT COUNTY, TEXAS
BUDGET REPORT
FOR THE EIGHT (8) MONTHS ENDED 5/31/2022**

	<u>CURRENT MONTH EXPENDITURES</u>	<u>ENCUMBRANCES AND COMMITMENTS</u>	<u>TOTAL EXPENDITURES & COMMITMENTS</u>	<u>TOTAL BUDGET</u>	<u>UNEXPENDED BUDGET</u>	<u>% BUDGET USED</u>
WORKERS COMPENSATION/ SELF INSURANCE (61900)						
Self Insurance	288,370.50	3,267.50	2,401,000.47	9,908,534.00	7,507,533.53	24.23%
FUND TOTAL	<u>\$ 288,370.50</u>	<u>\$ 3,267.50</u>	<u>\$ 2,401,000.47</u>	<u>\$ 9,908,534.00</u>	<u>\$ 7,507,533.53</u>	<u>24.23%</u>
COUNTY CLERK PROFESSIONAL LIABILITY (62100)						
County Clerk	-	-	-	717,053.00	717,053.00	0.00%
FUND TOTAL	<u>\$ -</u>	<u>\$ -</u>	<u>\$ -</u>	<u>\$ 717,053.00</u>	<u>\$ 717,053.00</u>	<u>0.00%</u>
DISTRICT CLERK PROFESSIONAL LIABILITY (62200)						
District Clerk	-	-	-	546,182.00	546,182.00	0.00%
FUND TOTAL	<u>\$ -</u>	<u>\$ -</u>	<u>\$ -</u>	<u>\$ 546,182.00</u>	<u>\$ 546,182.00</u>	<u>0.00%</u>
EMPLOYEE GROUP INSURANCE- MEDICAL (65100)						
Non-Departmental Self Insurance	- 7,857,463.03	- -	7,159,340.60 58,781,848.83	30,757,000.00 88,335,525.00	23,597,659.40 29,553,676.17	23.28% 66.54%
FUND TOTAL	<u>\$ 7,857,463.03</u>	<u>\$ -</u>	<u>\$ 65,941,189.43</u>	<u>\$ 119,092,525.00</u>	<u>\$ 53,151,335.57</u>	<u>55.37%</u>
CARES ACT (CARES)						
COVID Testing County Operations	- -	- -	37,896.61 64,829.73	750,000.00 1,250,000.00	712,103.39 1,185,170.27	5.05% 5.19%
FUND TOTAL	<u>\$ -</u>	<u>\$ -</u>	<u>\$ 102,726.34</u>	<u>\$ 2,000,000.00</u>	<u>\$ 1,897,273.66</u>	<u>5.14%</u>
AMERICAN RESCUE PLAN ACT (CARPA)						
Prepare for the Future Improve Public Health & Wellness Revitalize the Economy Strengthen the Community	575,463.74 594,672.48 234,762.00 76,045.31	5,721,583.46 43,294,598.61 630,733.21 15,635,898.66	8,850,497.66 51,244,670.07 1,582,295.21 19,196,382.50	51,260,417.00 64,739,583.00 40,000,000.00 40,000,000.00	42,409,919.34 13,494,912.93 38,417,704.79 20,803,617.50	17.27% 79.16% 3.96% 47.99%
FUND TOTAL	<u>\$ 1,480,943.53</u>	<u>\$ 65,282,813.94</u>	<u>\$ 80,873,845.44</u>	<u>\$ 196,000,000.00</u>	<u>\$ 115,126,154.56</u>	<u>41.26%</u>
CRIMINAL DISTRICT ATTORNEY RESTITUTION COLLECTION FEE (D6200)						
District Attorney	-	121.59	1,300.08	44,459.00	43,158.92	2.92%
FUND TOTAL	<u>\$ -</u>	<u>\$ 121.59</u>	<u>\$ 1,300.08</u>	<u>\$ 44,459.00</u>	<u>\$ 43,158.92</u>	<u>2.92%</u>
CRIMINAL DISTRICT ATTORNEY STATE FORFEITURE (D8700)						
Criminal District Attorney	13,291.30	141,769.87	400,334.63	1,250,191.00	849,856.37	32.02%
FUND TOTAL	<u>\$ 13,291.30</u>	<u>\$ 141,769.87</u>	<u>\$ 400,334.63</u>	<u>\$ 1,250,191.00</u>	<u>\$ 849,856.37</u>	<u>32.02%</u>

**TARRANT COUNTY, TEXAS
BUDGET REPORT
FOR THE EIGHT (8) MONTHS ENDED 5/31/2022**

	<u>CURRENT MONTH EXPENDITURES</u>	<u>ENCUMBRANCES AND COMMITMENTS</u>	<u>TOTAL EXPENDITURES & COMMITMENTS</u>	<u>TOTAL BUDGET</u>	<u>UNEXPENDED BUDGET</u>	<u>% BUDGET USED</u>
CRIMINAL DISTRICT ATTORNEY FEDERAL FORFEITURE JUSTICE FUNDS (D8800)						
Criminal District Attorney	-	2,446.95	11,708.93	90,467.00	78,758.07	12.94%
FUND TOTAL	<u>\$ -</u>	<u>\$ 2,446.95</u>	<u>\$ 11,708.93</u>	<u>\$ 90,467.00</u>	<u>\$ 78,758.07</u>	<u>12.94%</u>
CRIMINAL DISTRICT ATTORNEY FEDERAL FORFEITURE TREASURY FUNDS (D8900)						
Criminal District Attorney	-	-	93.00	93.00	-	100.00%
FUND TOTAL	<u>\$ -</u>	<u>\$ -</u>	<u>\$ 93.00</u>	<u>\$ 93.00</u>	<u>\$ -</u>	<u>100.00%</u>
8TH ADMIN JUDICIAL REGION (G1100)						
8TH Admin Judicial Region	10,276.07	10.40	81,869.15	133,000.00	51,130.85	61.56%
FUND TOTAL	<u>\$ 10,276.07</u>	<u>\$ 10.40</u>	<u>\$ 81,869.15</u>	<u>\$ 133,000.00</u>	<u>\$ 51,130.85</u>	<u>61.56%</u>
SHERIFF'S INMATE COMMISSARY (S8700)						
Sheriff - Confinement	252,694.79	200,785.32	2,378,951.19	5,692,268.00	3,313,316.81	41.79%
FUND TOTAL	<u>\$ 252,694.79</u>	<u>\$ 200,785.32</u>	<u>\$ 2,378,951.19</u>	<u>\$ 5,692,268.00</u>	<u>\$ 3,313,316.81</u>	<u>41.79%</u>
COMBINED NARCOTICS ENFORCEMENT TEAM (S9300)						
Sheriff	27,762.18	71,060.99	270,169.42	416,000.00	145,830.58	64.94%
FUND TOTAL	<u>\$ 27,762.18</u>	<u>\$ 71,060.99</u>	<u>\$ 270,169.42</u>	<u>\$ 416,000.00</u>	<u>\$ 145,830.58</u>	<u>64.94%</u>
SHERIFF FEDERAL FORFEITURE-TREASURY (S9500)						
Sheriff	9,343.80	39,186.68	64,152.53	100,144.00	35,991.47	64.06%
FUND TOTAL	<u>\$ 9,343.80</u>	<u>\$ 39,186.68</u>	<u>\$ 64,152.53</u>	<u>\$ 100,144.00</u>	<u>\$ 35,991.47</u>	<u>64.06%</u>
SHERIFF DRUG FORFEITURE-NON DEA (S9600)						
Sheriff	9,535.21	-	11,818.64	192,592.00	180,773.36	6.14%
FUND TOTAL	<u>\$ 9,535.21</u>	<u>\$ -</u>	<u>\$ 11,818.64</u>	<u>\$ 192,592.00</u>	<u>\$ 180,773.36</u>	<u>6.14%</u>
SHERIFF FEDERAL FORFEITURE-JUSTICE (S9700)						
Sheriff	279.98	-	1,966.11	145,996.00	144,029.89	1.35%
FUND TOTAL	<u>\$ 279.98</u>	<u>\$ -</u>	<u>\$ 1,966.11</u>	<u>\$ 145,996.00</u>	<u>\$ 144,029.89</u>	<u>1.35%</u>
PUBLIC HEALTH (T0400)						
T0400-2022 Public Health						
Buildings	11,250.23	660.00	71,336.34	170,000.00	98,663.66	41.96%
Public Health	1,137,377.70	1,428,768.85	10,268,537.77	18,291,425.00	8,022,887.23	56.14%
T0410-2022 Public Health - Cash Match						
Public Health	42,933.97	-	333,136.61	812,525.00	479,388.39	41.00%
T0420-2022 Public Health-Operating Subsidy						
Public Health	46,181.18	5,601.84	396,036.82	4,500,000.00	4,103,963.18	8.80%
T0450-2022 Public Health 1115 Wavier						
Non-Departmental	-	-	-	27,962,168.00	27,962,168.00	0.00%
Public Health	158,655.36	93,132.36	1,805,863.38	8,938,141.00	7,132,277.62	20.20%
FUND TOTAL	<u>\$ 1,396,398.44</u>	<u>\$ 1,528,163.05</u>	<u>\$ 12,874,910.92</u>	<u>\$ 60,674,259.00</u>	<u>\$ 47,799,348.08</u>	<u>21.22%</u>

**TARRANT COUNTY, TEXAS
BUDGET REPORT
FOR THE EIGHT (8) MONTHS ENDED 5/31/2022**

	<u>CURRENT MONTH EXPENDITURES</u>	<u>ENCUMBRANCES AND COMMITMENTS</u>	<u>TOTAL EXPENDITURES ENCUMBRANCES & COMMITMENTS</u>	<u>TOTAL BUDGET</u>	<u>UNEXPENDED BUDGET</u>	<u>% BUDGET USED</u>
SECTION 125 FORFEITURES (T0500)						
Self Insurance	17,168.00	132,266.53	225,486.21	1,703,627.00	1,478,140.79	13.24%
FUND TOTAL	<u>\$ 17,168.00</u>	<u>\$ 132,266.53</u>	<u>\$ 225,486.21</u>	<u>\$ 1,703,627.00</u>	<u>\$ 1,478,140.79</u>	<u>13.24%</u>
CHILDREN'S HOME FUND (T0600)						
Juvenile Services	-	626.38	3,074.04	74,997.00	71,922.96	4.10%
FUND TOTAL	<u>\$ -</u>	<u>\$ 626.38</u>	<u>\$ 3,074.04</u>	<u>\$ 74,997.00</u>	<u>\$ 71,922.96</u>	<u>4.10%</u>
BAIL BOND BOARD (T0700)						
Non-Departmental	285.00	-	4,305.00	12,500.00	8,195.00	34.44%
FUND TOTAL	<u>\$ 285.00</u>	<u>\$ -</u>	<u>\$ 4,305.00</u>	<u>\$ 12,500.00</u>	<u>\$ 8,195.00</u>	<u>34.44%</u>
TDRPS - TITLE IVE (T0800)						
Child Protective Services	7,435.44	4,964.62	30,642.06	78,261.00	47,618.94	39.15%
FUND TOTAL	<u>\$ 7,435.44</u>	<u>\$ 4,964.62</u>	<u>\$ 30,642.06</u>	<u>\$ 78,261.00</u>	<u>\$ 47,618.94</u>	<u>39.15%</u>
CONSTABLE FORFEITURE (T0900)						
Constable Precinct 7	-	-	-	12,342.00	12,342.00	0.00%
FUND TOTAL	<u>\$ -</u>	<u>\$ -</u>	<u>\$ -</u>	<u>\$ 12,342.00</u>	<u>\$ 12,342.00</u>	<u>0.00%</u>
CONSTABLE FORFEITURE - FEDERAL (T0970)						
Constable Precinct 7	-	-	-	577.00	577.00	0.00%
FUND TOTAL	<u>\$ -</u>	<u>\$ -</u>	<u>\$ -</u>	<u>\$ 577.00</u>	<u>\$ 577.00</u>	<u>0.00%</u>
JUVENILE PROBATION DISTRICT (T1000)						
Juvenile Services	817.77	-	20,444.40	243,088.00	222,643.60	8.41%
FUND TOTAL	<u>\$ 817.77</u>	<u>\$ -</u>	<u>\$ 20,444.40</u>	<u>\$ 243,088.00</u>	<u>\$ 222,643.60</u>	<u>8.41%</u>
UNCLAIMED JUVENILE RESTITUTION (T1100)						
Juvenile Services	-	-	-	11,357.00	11,357.00	0.00%
FUND TOTAL	<u>\$ -</u>	<u>\$ -</u>	<u>\$ -</u>	<u>\$ 11,357.00</u>	<u>\$ 11,357.00</u>	<u>0.00%</u>
DEFERRED PROSECUTION PROGRAM (T1300)						
Criminal District Attorney	-	-	8,550.00	22,340.00	13,790.00	38.27%
FUND TOTAL	<u>\$ -</u>	<u>\$ -</u>	<u>\$ 8,550.00</u>	<u>\$ 22,340.00</u>	<u>\$ 13,790.00</u>	<u>38.27%</u>
HISTORICAL COMMISSION (T2000)						
Historical Commission	-	-	-	4,282.00	4,282.00	0.00%
FUND TOTAL	<u>\$ -</u>	<u>\$ -</u>	<u>\$ -</u>	<u>\$ 4,282.00</u>	<u>\$ 4,282.00</u>	<u>0.00%</u>
HISTORICAL COMMISSION ARCHIVES (T2100)						
Historical Commission	-	-	-	15,673.00	15,673.00	0.00%
FUND TOTAL	<u>\$ -</u>	<u>\$ -</u>	<u>\$ -</u>	<u>\$ 15,673.00</u>	<u>\$ 15,673.00</u>	<u>0.00%</u>

**TARRANT COUNTY, TEXAS
BUDGET REPORT
FOR THE EIGHT (8) MONTHS ENDED 5/31/2022**

	<u>CURRENT MONTH EXPENDITURES</u>	<u>ENCUMBRANCES AND COMMITMENTS</u>	<u>TOTAL EXPENDITURES ENCUMBRANCES & COMMITMENTS</u>	<u>TOTAL BUDGET</u>	<u>UNEXPENDED BUDGET</u>	<u>% BUDGET USED</u>
CEMETERY FUND (T2300)						
Historical Commission	-	-	-	41,103.00	41,103.00	0.00%
FUND TOTAL	<u>\$ -</u>	<u>\$ -</u>	<u>\$ -</u>	<u>\$ 41,103.00</u>	<u>\$ 41,103.00</u>	<u>0.00%</u>
UNCLAIMED ELECTRIC COOP CREDITS (T2600)						
Non-Departmental	-	-	-	2,538,804.00	2,538,804.00	0.00%
FUND TOTAL	<u>\$ -</u>	<u>\$ -</u>	<u>\$ -</u>	<u>\$ 2,538,804.00</u>	<u>\$ 2,538,804.00</u>	<u>0.00%</u>
FIRE MARSHAL CODE (T2900)						
Fire Marshal	3,116.00	394.32	8,628.95	406,282.00	397,653.05	2.12%
FUND TOTAL	<u>\$ 3,116.00</u>	<u>\$ 394.32</u>	<u>\$ 8,628.95</u>	<u>\$ 406,282.00</u>	<u>\$ 397,653.05</u>	<u>2.12%</u>
DISTRICT ATTORNEY JPS CONTRACT (T3000)						
Criminal District Attorney	55,105.49	-	431,113.44	677,804.00	246,690.56	63.60%
FUND TOTAL	<u>\$ 55,105.49</u>	<u>\$ -</u>	<u>\$ 431,113.44</u>	<u>\$ 677,804.00</u>	<u>\$ 246,690.56</u>	<u>63.60%</u>
EMERGENCY SERVICES DISTRICT (T3100)						
Fire Marshal	6,902.80	-	53,338.54	94,000.00	40,661.46	56.74%
FUND TOTAL	<u>\$ 6,902.80</u>	<u>\$ -</u>	<u>\$ 53,338.54</u>	<u>\$ 94,000.00</u>	<u>\$ 40,661.46</u>	<u>56.74%</u>
CSCD BOND SUPERVISION UNIT (T3300)						
Community Supervision	374,782.91	119,343.18	2,914,010.18	4,661,235.00	1,747,224.82	62.52%
FUND TOTAL	<u>\$ 374,782.91</u>	<u>\$ 119,343.18</u>	<u>\$ 2,914,010.18</u>	<u>\$ 4,661,235.00</u>	<u>\$ 1,747,224.82</u>	<u>62.52%</u>
CRIMINAL COURTS DRUG PROGRAM (T3400)						
Criminal Court Administration	4,614.87	-	11,619.37	30,000.00	18,380.63	38.73%
FUND TOTAL	<u>\$ 4,614.87</u>	<u>\$ -</u>	<u>\$ 11,619.37</u>	<u>\$ 30,000.00</u>	<u>\$ 18,380.63</u>	<u>38.73%</u>
MEDICAL EXAMINER CONFERENCE (T3700)						
Medical Examiner	600.00	-	3,100.00	28,296.00	25,196.00	10.96%
FUND TOTAL	<u>\$ 600.00</u>	<u>\$ -</u>	<u>\$ 3,100.00</u>	<u>\$ 28,296.00</u>	<u>\$ 25,196.00</u>	<u>10.96%</u>
PMC INSURED - 340B (T4100)						
Public Health	475,835.71	985,965.90	6,564,420.97	18,002,558.00	11,438,137.03	36.46%
FUND TOTAL	<u>\$ 475,835.71</u>	<u>\$ 985,965.90</u>	<u>\$ 6,564,420.97</u>	<u>\$ 18,002,558.00</u>	<u>\$ 11,438,137.03</u>	<u>36.46%</u>
MISCELLANEOUS DONATIONS - JUVENILE PROBATION (T5200)						
Juvenile Services	155.00	150.38	3,338.15	26,501.00	23,162.85	12.60%
FUND TOTAL	<u>\$ 155.00</u>	<u>\$ 150.38</u>	<u>\$ 3,338.15</u>	<u>\$ 26,501.00</u>	<u>\$ 23,162.85</u>	<u>12.60%</u>

TARRANT COUNTY, TEXAS
BUDGET REPORT
FOR THE EIGHT (8) MONTHS ENDED 5/31/2022

	CURRENT MONTH EXPENDITURES	ENCUMBRANCES AND COMMITMENTS	TOTAL EXPENDITURES ENCUMBRANCES & COMMITMENTS	TOTAL BUDGET	UNEXPENDED BUDGET	% BUDGET USED
DONATIONS EMERGENCY MANAGEMENT (T5350)						
County Administrator	-	-	-	7,080.00	7,080.00	0.00%
FUND TOTAL	<u>\$ -</u>	<u>\$ -</u>	<u>\$ -</u>	<u>\$ 7,080.00</u>	<u>\$ 7,080.00</u>	<u>0.00%</u>
MISCELLANEOUS DONATIONS - HUMAN SERVICES (T5600)						
Human Services	4,360.63	-	56,143.87	103,228.00	47,084.13	54.39%
FUND TOTAL	<u>\$ 4,360.63</u>	<u>\$ -</u>	<u>\$ 56,143.87</u>	<u>\$ 103,228.00</u>	<u>\$ 47,084.13</u>	<u>54.39%</u>
MISCELLANEOUS DONATIONS - HUMAN SERVICES-RELIANT (T5640)						
Human Services	3,013.72	-	18,877.48	24,335.00	5,457.52	77.57%
FUND TOTAL	<u>\$ 3,013.72</u>	<u>\$ -</u>	<u>\$ 18,877.48</u>	<u>\$ 24,335.00</u>	<u>\$ 5,457.52</u>	<u>77.57%</u>
MISCELLANEOUS DONATIONS - HUMAN SERVICES-CIRRO (T5642)						
Human Services	-	-	-	1,028.00	1,028.00	0.00%
FUND TOTAL	<u>\$ -</u>	<u>\$ -</u>	<u>\$ -</u>	<u>\$ 1,028.00</u>	<u>\$ 1,028.00</u>	<u>0.00%</u>
HUMAN SERVICES-DIRECT ENERGY (T5646)						
Human Services	491.87	-	4,847.66	5,086.00	238.34	95.31%
FUND TOTAL	<u>\$ 491.87</u>	<u>\$ -</u>	<u>\$ 4,847.66</u>	<u>\$ 5,086.00</u>	<u>\$ 238.34</u>	<u>95.31%</u>
MISCELLANEOUS DONATIONS - CPS (T5700)						
Child Protective Services	325.00	-	5,566.66	11,692.00	6,125.34	47.61%
FUND TOTAL	<u>\$ 325.00</u>	<u>\$ -</u>	<u>\$ 5,566.66</u>	<u>\$ 11,692.00</u>	<u>\$ 6,125.34</u>	<u>47.61%</u>
MISCELLANEOUS DONATIONS - HEALTH DEPT (T5800)						
Public Health	-	-	2,927.54	33,239.00	30,311.46	8.81%
FUND TOTAL	<u>\$ -</u>	<u>\$ -</u>	<u>\$ 2,927.54</u>	<u>\$ 33,239.00</u>	<u>\$ 30,311.46</u>	<u>8.81%</u>
MISCELLANEOUS DONATIONS - VETERAN COURT PROGRAM (T5960)						
Veterans Diversion Court	-	-	10,821.00	24,338.00	13,517.00	44.46%
FUND TOTAL	<u>\$ -</u>	<u>\$ -</u>	<u>\$ 10,821.00</u>	<u>\$ 24,338.00</u>	<u>\$ 13,517.00</u>	<u>44.46%</u>
MISCELLANEOUS DONATIONS - FAMILY COURT SERVICES (T6000)						
Domestic Relations	-	-	-	500.00	500.00	0.00%
FUND TOTAL	<u>\$ -</u>	<u>\$ -</u>	<u>\$ -</u>	<u>\$ 500.00</u>	<u>\$ 500.00</u>	<u>0.00%</u>

TARRANT COUNTY, TEXAS
BUDGET REPORT
FOR THE EIGHT (8) MONTHS ENDED 5/31/2022

	CURRENT MONTH EXPENDITURES	ENCUMBRANCES AND COMMITMENTS	TOTAL EXPENDITURES & COMMITMENTS	TOTAL BUDGET	UNEXPENDED BUDGET	% BUDGET USED
MISCELLANEOUS DONATIONS - CRCG (T6100)						
Public Assistance	-	-	3,295.00	28,438.00	25,143.00	11.59%
FUND TOTAL	<u>\$ -</u>	<u>\$ -</u>	<u>\$ 3,295.00</u>	<u>\$ 28,438.00</u>	<u>\$ 25,143.00</u>	<u>11.59%</u>
MISCELLANEOUS DONATIONS - PEACE OFFICER MEMORIAL (T6200)						
County Administrator	-	-	48.88	15,000.00	14,951.12	0.33%
Buildings	-	1,500.00	3,750.00	74,479.00	70,729.00	5.03%
FUND TOTAL	<u>\$ -</u>	<u>\$ 1,500.00</u>	<u>\$ 3,798.88</u>	<u>\$ 89,479.00</u>	<u>\$ 85,680.12</u>	<u>4.25%</u>
MISCELLANEOUS DONATIONS - LAW ENFORCEMENT (T6300)						
Sheriff	-	-	-	500.00	500.00	0.00%
FUND TOTAL	<u>\$ -</u>	<u>\$ -</u>	<u>\$ -</u>	<u>\$ 500.00</u>	<u>\$ 500.00</u>	<u>0.00%</u>
ATTF RENTAL ASSOC DONATION (T6500)						
Sheriff	-	-	63.95	343.00	279.05	18.64%
FUND TOTAL	<u>\$ -</u>	<u>\$ -</u>	<u>\$ 63.95</u>	<u>\$ 343.00</u>	<u>\$ 279.05</u>	<u>18.64%</u>
SHERIFF'S EMPLOYEE RECOGNITION AND AWARD (T7000)						
Sheriff	-	-	-	1,449.00	1,449.00	0.00%
FUND TOTAL	<u>\$ -</u>	<u>\$ -</u>	<u>\$ -</u>	<u>\$ 1,449.00</u>	<u>\$ 1,449.00</u>	<u>0.00%</u>
CONTRACT ELECTIONS (T7100)						
Elections Administration	441,674.67	69,708.16	1,435,450.24	2,570,000.00	1,134,549.76	55.85%
FUND TOTAL	<u>\$ 441,674.67</u>	<u>\$ 69,708.16</u>	<u>\$ 1,435,450.24</u>	<u>\$ 2,570,000.00</u>	<u>\$ 1,134,549.76</u>	<u>55.85%</u>
ELECTIONS CHAPTER 19 (T7300)						
Elections Administration	-	-	-	520,298.00	520,298.00	0.00%
FUND TOTAL	<u>\$ -</u>	<u>\$ -</u>	<u>\$ -</u>	<u>\$ 520,298.00</u>	<u>\$ 520,298.00</u>	<u>0.00%</u>