


COUNTY AUDITOR

**TARRANT COUNTY FINANCIAL STATEMENTS
FOR THE MONTH OF MARCH 2022**



TARRANT COUNTY, TEXAS



TARRANT COUNTY
TARRANT COUNTY ADMINISTRATION BUILDING - ROOM 506
100 E. WEATHERFORD
FORT WORTH, TEXAS 76196-0103
817/884-1205
Fax 817/884-1104

S. RENEE TIDWELL, CPA
COUNTY AUDITOR
rtidwell@tarrantcounty.com

KIM BUCHANAN, CPA
FIRST ASSISTANT COUNTY AUDITOR
kmbuchanan@tarrantcounty.com

June 7, 2022

The Honorable District Judges
The Honorable Commissioners Court
Tarrant County, Texas

RE: County Auditor's March 2022 Financial Reports

I herewith submit the financial report of Tarrant County, Texas as of and for the six months ending March 31, 2022.

If you have any questions concerning this report or the financial well-being of the County, please call.

Sincerely,



S. Renée Tidwell, CPA
County Auditor

**TARRANT COUNTY, TEXAS
COMBINED BALANCE SHEET
GOVERNMENTAL FUNDS
AS OF 3/31/2022**

<u>COMBINED TOTAL</u>		<u>GENERAL</u>	<u>ROAD & BRIDGE</u>	<u>DEBT SERVICE</u>
ASSETS				
\$943,223,555.84	CASH AND INVESTMENTS	\$445,750,461.69	\$18,446,993.01	\$31,362,073.41
24,383,620.89	TAXES RECEIVABLE (NET)	24,268,941.61	0.00	114,679.28
15,983,081.03	OTHER RECEIVABLES (NET)	3,725,808.76	97,543.00	0.00
3,624,867.61	FEE OFFICE RECEIVABLE	3,624,867.61	0.00	0.00
23,528,308.56	DUE FROM OTHER FUNDS	23,528,308.56	0.00	0.00
456,576.89	ADVANCE TO ENTERPRISE FUND	0.00	0.00	0.00
<u>4,589,113.26</u>	PREPAID EXPENSES AND INVENTORY	<u>631,359.85</u>	<u>858,079.78</u>	<u>0.00</u>
<u>\$1,015,789,124.08</u>	TOTAL ASSETS	<u>\$501,529,748.08</u>	<u>\$19,402,615.79</u>	<u>\$31,476,752.69</u>
LIABILITIES				
\$10,225,542.45	ACCOUNTS PAYABLE	\$3,157,934.66	\$558,165.47	\$0.00
31,469,880.67	OTHER LIABILITIES	27,970,470.31	632,221.82	0.00
23,528,308.56	DUE TO OTHER FUNDS	0.00	0.00	0.00
<u>199,041,913.76</u>	UNEARNED REVENUE	<u>0.00</u>	<u>0.00</u>	<u>0.00</u>
264,265,645.44	TOTAL LIABILITIES	31,128,404.97	1,190,387.29	0.00
DEFERRED INFLOWS OF RESOURCES				
24,383,620.89	UNAVAILABLE REVENUE - PROPERTY TAXES	24,268,941.61	0.00	114,679.28
<u>3,624,867.61</u>	UNAVAILABLE REVENUE - FEE OFFICE	<u>3,624,867.61</u>	<u>0.00</u>	<u>0.00</u>
28,008,488.50	TOTAL DEFERRED INFLOWS OF RESOURCES	27,893,809.22	0.00	114,679.28
FUND BALANCES				
<u>723,514,990.14</u>	FUND BALANCES	<u>442,507,533.89</u>	<u>18,212,228.50</u>	<u>31,362,073.41</u>
<u>723,514,990.14</u>	TOTAL FUND BALANCES	<u>442,507,533.89</u>	<u>18,212,228.50</u>	<u>31,362,073.41</u>
<u>\$1,015,789,124.08</u>	TOTAL LIABILITIES, DEFERRED INFLOWS OF RESOURCES, AND FUND BALANCES	<u>\$501,529,748.08</u>	<u>\$19,402,615.79</u>	<u>\$31,476,752.69</u>

<u>CAPITAL PROJECTS</u>	<u>GRANT FUNDS</u>	<u>OTHER GOVERNMENTAL FUNDS</u>
\$129,588,322.44	\$211,862,118.27	\$106,213,587.02
0.00	0.00	0.00
0.00	5,447,141.40	6,712,587.87
0.00	0.00	0.00
0.00	0.00	0.00
456,576.89	0.00	0.00
<u>390,649.34</u>	<u>2,466,266.98</u>	<u>242,757.31</u>
<u>\$130,435,548.67</u>	<u>\$219,775,526.65</u>	<u>\$113,168,932.20</u>
\$2,817,152.62	\$2,522,355.16	\$1,169,934.54
0.00	2,097,724.89	769,463.65
0.00	23,406,830.54	121,478.02
<u>0.00</u>	<u>199,041,913.76</u>	<u>0.00</u>
2,817,152.62	227,068,824.35	2,060,876.21
0.00	0.00	0.00
<u>0.00</u>	<u>0.00</u>	<u>0.00</u>
0.00	0.00	0.00
<u>127,618,396.05</u>	<u>(7,293,297.70)</u>	<u>111,108,055.99</u>
<u>127,618,396.05</u>	<u>(7,293,297.70)</u>	<u>111,108,055.99</u>
<u>\$130,435,548.67</u>	<u>\$219,775,526.65</u>	<u>\$113,168,932.20</u>

TARRANT COUNTY, TEXAS
COMBINED STATEMENT OF REVENUES AND EXPENDITURES
AND CHANGES IN FUND BALANCE
GOVERNMENTAL FUNDS
FOR THE SIX (6) MONTHS ENDED 3/31/2022

<u>COMBINED TOTAL</u>		<u>GENERAL</u>	<u>ROAD & BRIDGE</u>	<u>DEBT SERVICE</u>
	REVENUES:			
\$491,083,632.24	TAXES, LICENSES AND PERMITS	\$458,099,118.12	\$460.71	\$32,963,957.78
69,659,274.73	FEES OF OFFICE	49,040,254.61	9,076,840.00	0.00
1,790,598.05	FINES	1,790,598.05	0.00	0.00
94,799,251.41	INTERGOVERNMENTAL	11,755,859.33	52,062.09	0.00
582,126.05	INVESTMENT INCOME	373,450.24	12,882.09	11,450.18
<u>6,973,297.72</u>	MISCELLANEOUS	<u>3,128,896.16</u>	<u>122,276.04</u>	<u>0.00</u>
664,888,180.20	TOTAL REVENUES	524,188,176.51	9,264,520.93	32,975,407.96
	EXPENDITURES:			
	CURRENT:			
76,167,547.94	GENERAL GOVERNMENT	69,770,952.44	2,105,733.61	0.00
90,296,350.76	PUBLIC SAFETY	83,190,514.16	0.00	0.00
97,413,355.17	JUDICIAL	89,315,509.53	0.00	0.00
73,604,985.60	COMMUNITY SERVICES	3,275,390.85	0.00	0.00
12,746,316.45	TRANSPORTATION	0.00	12,226,240.42	0.00
25,116,715.33	CAPITAL/CONSTRUCTION	0.00	0.00	0.00
<u>3,330,977.00</u>	DEBT SERVICE	<u>0.00</u>	<u>0.00</u>	<u>3,330,977.00</u>
<u>378,676,248.25</u>	TOTAL EXPENDITURES	<u>245,552,366.98</u>	<u>14,331,974.03</u>	<u>3,330,977.00</u>
286,211,931.95	EXCESS (DEFICIT) OF REVENUES OVER EXPENDITURES	278,635,809.53	(5,067,453.10)	29,644,430.96
	OTHER FINANCING SOURCES (USES):			
37,615,212.73	OPERATING TRANSFERS IN	459,715.73	5,343,130.50	0.00
<u>(39,115,212.73)</u>	OPERATING TRANSFERS OUT	<u>(38,655,497.00)</u>	<u>0.00</u>	<u>0.00</u>
284,711,931.95	EXCESS (DEFICIT) OF REVENUES AND OPERATING TRANSFERS OVER EXPENDITURES	240,440,028.26	275,677.40	29,644,430.96
	FUND BALANCES:			
<u>438,803,058.19</u>	BEGINNING OF PERIOD	<u>202,067,505.63</u>	<u>17,936,551.10</u>	<u>1,717,642.45</u>
<u>\$723,514,990.14</u>	END OF PERIOD	<u>\$442,507,533.89</u>	<u>\$18,212,228.50</u>	<u>\$31,362,073.41</u>

<u>CAPITAL PROJECTS</u>	<u>GRANT FUNDS</u>	<u>OTHER GOVERNMENTAL FUNDS</u>
\$0.00	\$0.00	\$20,095.63
155,772.25	314,705.28	11,071,702.59
0.00	0.00	0.00
0.00	74,115,875.98	8,875,454.01
91,670.65	16,339.23	76,333.66
<u>818,974.91</u>	<u>152,630.50</u>	<u>2,750,520.11</u>
1,066,417.81	74,599,550.99	22,794,106.00
0.00	1,360,805.67	2,930,056.22
0.00	3,246,325.17	3,859,511.43
0.00	6,689,388.98	1,408,456.66
0.00	55,574,615.13	14,754,979.62
0.00	520,076.03	0.00
17,720,721.09	7,207,822.29	188,171.95
<u>0.00</u>	<u>0.00</u>	<u>0.00</u>
<u>17,720,721.09</u>	<u>74,599,033.27</u>	<u>23,141,175.88</u>
(16,654,303.28)	517.72	(347,069.88)
30,329,692.50	0.00	1,482,674.00
<u>0.00</u>	<u>0.00</u>	<u>(459,715.73)</u>
13,675,389.22	517.72	675,888.39
<u>113,943,006.83</u>	<u>(7,293,815.42)</u>	<u>110,432,167.60</u>
<u>\$127,618,396.05</u>	<u>(\$7,293,297.70)</u>	<u>\$111,108,055.99</u>

TARRANT COUNTY, TEXAS
STATEMENT OF NET POSITION
PROPRIETARY FUNDS
AS OF 3/31/2022

<u>COMBINED TOTAL</u>		<u>ENTERPRISE</u>	<u>INTERNAL SERVICE</u>
ASSETS			
\$51,425,319.02	CASH AND INVESTMENTS	\$4,434,665.16	\$46,990,653.86
815,957.91	OTHER RECEIVABLES (NET)	21,933.55	794,024.36
392,408.68	PREPAID EXPENSES AND INVENTORY	6,408.68	386,000.00
<u>3,803,489.37</u>	FIXED ASSETS (NET)	<u>3,803,489.37</u>	<u>0.00</u>
<u>56,437,174.98</u>	TOTAL ASSETS	<u>8,266,496.76</u>	<u>48,170,678.22</u>
DEFERRED OUTFLOWS OF RESOURCES			
106,410.00	PENSION CONTRIBUTIONS AFTER MEASUREMENT DATE	106,410.00	0.00
7,452.00	DIFFERENCE IN EXPECTED & ACTUAL PENSION EXPERIENCE	7,452.00	0.00
234,544.00	CHANGES IN PENSION ASSUMPTIONS	234,544.00	0.00
95,376.00	CHANGES IN OPEB ASSUMPTIONS	95,376.00	0.00
<u>22,411.00</u>	OPEB CONTRIBUTIONS AFTER MEASUREMENT DATE	<u>22,411.00</u>	<u>0.00</u>
<u>466,193.00</u>	TOTAL DEFERRED OUTFLOWS OF RESOURCES	<u>466,193.00</u>	<u>0.00</u>
LIABILITIES			
800,410.10	ACCOUNTS PAYABLE	44,365.49	756,044.61
17,207,077.94	OTHER LIABILITIES	35,358.24	17,171,719.70
456,576.89	ADVANCE FROM CAPITAL PROJECTS FUND	456,576.89	0.00
154,437.43	UNEARNED REVENUE	154,437.43	0.00
738,961.00	NET PENSION LIABILITY	738,961.00	0.00
667,689.00	OTHER POST EMPLOYMENT BENEFIT LIABILITY	667,689.00	0.00
<u>128,873.09</u>	COMPENSATED ABSENCES	<u>128,873.09</u>	<u>0.00</u>
<u>20,154,025.45</u>	TOTAL LIABILITIES	<u>2,226,261.14</u>	<u>17,927,764.31</u>
DEFERRED INFLOWS OF RESOURCES			
19,559.00	DIFFERENCE IN EXPECTED & ACTUAL PENSION EXPERIENCE	19,559.00	0.00
149,002.00	DIFFERENCE IN PROJECTED & ACTUAL PENSION EARNINGS	149,002.00	0.00
9,868.00	CHANGES IN PENSION ASSUMPTIONS	9,868.00	0.00
114,959.00	DIFFERENCE IN EXPECTED & ACTUAL OPEB EXPERIENCE	114,959.00	0.00
<u>77,401.00</u>	CHANGES IN OPEB ASSUMPTIONS	<u>77,401.00</u>	<u>0.00</u>
<u>370,789.00</u>	TOTAL DEFERRED INFLOWS OF RESOURCES	<u>370,789.00</u>	<u>0.00</u>
NET POSITION			
<u>36,378,553.53</u>	NET POSITION	<u>6,135,639.62</u>	<u>30,242,913.91</u>
<u>\$36,378,553.53</u>	TOTAL NET POSITION	<u>\$6,135,639.62</u>	<u>\$30,242,913.91</u>

TARRANT COUNTY, TEXAS
COMBINED STATEMENT OF REVENUES, EXPENSES
AND CHANGES IN FUND NET POSITION
PROPRIETARY FUNDS
FOR THE SIX (6) MONTHS ENDED 3/31/2022

COMBINED TOTAL		ENTERPRISE	INTERNAL SERVICE
	OPERATING REVENUES:		
\$1,590,516.93	BUILDING RENTALS	\$1,590,516.93	\$0.00
11,818,555.54	USER FEES	0.00	11,818,555.54
30,527,780.07	COUNTY CONTRIBUTIONS	0.00	30,527,780.07
3,869,889.99	OTHER REVENUES	65,242.62	3,804,647.37
47,806,742.53	TOTAL OPERATING REVENUES	1,655,759.55	46,150,982.98
	OPERATING EXPENSES:		
608,624.22	PERSONNEL	608,624.22	0.00
634,313.25	BUILDING AND EQUIPMENT	555,188.33	79,124.92
155,381.26	DEPRECIATION AND AMORTIZATION	155,381.26	0.00
39,528,568.55	SELF INSURANCE CLAIMS	0.00	39,528,568.55
3,276,374.67	INSURANCE PREMIUMS	43,944.60	3,232,430.07
2,058,588.64	ADMINISTRATION	0.00	2,058,588.64
595,727.18	OTHER EXPENSES	49,686.61	546,040.57
46,857,577.77	TOTAL OPERATING EXPENSES	1,412,825.02	45,444,752.75
949,164.76	OPERATING INCOME (LOSS)	242,934.53	706,230.23
	NON-OPERATING REVENUE (EXPENSE):		
35,564.94	INTEREST INCOME	3,005.68	32,559.26
984,729.70	NET INCOME (LOSS) BEFORE TRANSFERS	245,940.21	738,789.49
	OPERATING TRANSFERS:		
8,500,000.00	OPERATING TRANSFERS IN	0.00	8,500,000.00
(7,000,000.00)	OPERATING TRANSFERS OUT	0.00	(7,000,000.00)
2,484,729.70	NET INCOME (LOSS)	245,940.21	2,238,789.49
	NET POSITION:		
33,893,823.83	BEGINNING OF PERIOD	5,889,699.41	28,004,124.42
\$36,378,553.53	END OF PERIOD	\$6,135,639.62	\$30,242,913.91

TARRANT COUNTY, TEXAS
FIDUCIARY BALANCE SHEET
AS OF 3/31/2022

<u>COMBINED TOTAL</u>		<u>STATE COMPTROLLER FUND</u>	<u>OTHER CUSTODIAL FUNDS</u>	<u>COMMUNITY SUPERVISION & CORRECTIONS</u>
ASSETS				
\$124,875,015.08	CASH AND INVESTMENTS	\$32,538,493.88	\$81,572,757.51	\$10,763,763.69
2,463.30	OTHER RECEIVABLES	2,463.30	0.00	0.00
1,834.45	FEE OFFICE RECEIVABLE	0.00	1,834.45	0.00
5,885.00	PREPAID EXPENSES & INVENTORY	0.00	0.00	5,885.00
<u>60,895,873.31</u>	RESTRICTED ASSETS	<u>0.00</u>	<u>60,895,873.31</u>	<u>0.00</u>
<u>\$185,781,071.14</u>	TOTAL ASSETS	<u>\$32,540,957.18</u>	<u>\$142,470,465.27</u>	<u>\$10,769,648.69</u>
LIABILITIES AND FUND BALANCE				
\$49,666.79	ACCOUNTS PAYABLE	\$0.00	\$12,302.31	\$37,364.48
<u>185,731,404.35</u>	OTHER LIABILITIES	<u>32,540,957.18</u>	<u>142,458,162.96</u>	<u>10,732,284.21</u>
<u>\$185,781,071.14</u>	TOTAL LIABILITIES AND FUND BALANCE	<u>\$32,540,957.18</u>	<u>\$142,470,465.27</u>	<u>\$10,769,648.69</u>

TARRANT COUNTY, TEXAS
NOTES TO COMBINED FINANCIAL STATEMENTS
FOR THE SIX (6) MONTHS ENDED 3/31/2022

I. SUMMARY OF SIGNIFICANT ACCOUNTING POLICIES:

Reporting Entity

The accompanying financial statements reflect the funds and accounts of the financial reporting entity Tarrant County, Texas (the "County"), as of March 2022 and for the six months then ended. Other components of the County not included in the accompanying financial statements include, Tarrant County Hospital District, Tarrant County Mental Health and Behavioral Health Services, Tarrant County Industrial Development Corporation, Tarrant County Health Facilities Development Corporation, Tarrant County Cultural Education Facilities Finance Corporation, and Tarrant County Housing Financing Corporation. These components are technically a part of the "reporting entity" because of the budgetary oversight responsibility by the Commissioners' Court of Tarrant County. These components however are unrelated to the financial condition and results of operations of the County and have been excluded from the accompanying financial statements. Separate financial statements of these entities are available upon request.

Revenue Recognition

Revenue is generally recognized on the modified accrual basis. Under this method of accounting, revenues are recognized when susceptible to accrual, i.e., both measurable and available. The primary revenue sources susceptible to accrual are property taxes, fines and fees due to fee offices which are recognized as unavailable revenue until cash is received. Other sources are generally not measurable until received in cash.

Expenditure Recognition

Expenditures are recorded when incurred. Expenditures for principal and interest on long-term debt are recorded when due. The accrual basis of accounting is utilized in the proprietary funds. Encumbrances are not included as expenditures.

Budget Basis Reporting

The budget is prepared utilizing a modified cash basis of accounting, with adjustments for encumbrances, as allowed by state statutes. Budget basis information is presented in the accompanying "Budgetary Information" section at a summary level. Budget information at the legal level of control is available upon request.

Investment Income Allocation

To maximize investment earnings on "idle" cash and cash equivalents, a "pooled cash" concept is utilized. Under this concept nearly all deposits are maintained in the same bank account and are invested on a daily basis. Generally, interest earnings are allocated to each fund based on the funds relative percentage of the total pool.

Pension Liability

The net pension liability was actuarially valued as of December 31, 2020. The net pension liability recorded in the Resource Connection is \$738,961. The amount for the governmental funds is \$290,190,711, which is reported in the annual comprehensive financial report.

OPEB Liability

The total OPEB liability was actuarially measured as of September 30, 2020. The total OPEB liability recorded in the Resource Connection is \$667,689. The amount for the governmental funds is \$212,724,346, which is reported in the annual comprehensive financial report.

TARRANT COUNTY, TEXAS
NOTES TO COMBINED FINANCIAL STATEMENTS
FOR THE SIX (6) MONTHS ENDED 3/31/2022

I. SUMMARY OF SIGNIFICANT ACCOUNTING POLICIES (CONT'D):

Compensated Absences

Accumulated unpaid vacation leave and vested sick pay have been recorded in the Enterprise Fund for the Resource Connection. An additional amount has been accrued for salary related payments associated with the payment of compensated absences. The amount of compensated absences for the remaining governmental funds is \$50,425,615, which is reported in the annual comprehensive financial report.

Deferred Outflows/Inflows of Resources

Deferred outflows of resources apply to future periods and so will not be recognized as an expense/expenditure until then. Deferred inflows of resources apply to future periods and will be recognized as a revenue at that time.

Incurred but Not Reported

Included in the "Other Liabilities" of the Internal Service fund's Employee Benefits is \$4,000,000 of incurred but not reported medical and drug claims.

II. BASIS OF PRESENTATION:

The accounts of the County are organized and operated on the basis of funds, each of which is considered a separate accounting entity. Government resources are allocated to and accounted for in individual funds based on the purpose for which they are to be spent and the means by which spending activities are controlled.

Funds are classified into three categories: Governmental, Proprietary and Fiduciary. Each category is divided into separate fund types. The following fund types are used by the County.

Governmental Funds: Used to account for all or most of a government's general activity.

General Fund – used to account for the general operations of the County.

Road and Bridge Fund – used to account for the collection and expenditure of those monies designated to be spent for acquisition, construction and maintenance of county roads and bridges.

Debt Service Fund – used to account for accumulation of resources and for the payment of general long-term debt principal, interest, and related costs.

Capital Projects Funds – used to account for financial resources to be used for the acquisition and/or construction of facilities, equipment, software and infrastructure.

Grant Funds – used to account for the activities conducted under the many grant agreements between the County and various state and federal organizations.

Other Governmental Funds – used to account for specific revenue sources which are legally restricted to expenditures for specified purposes.

**TARRANT COUNTY, TEXAS
 NOTES TO COMBINED FINANCIAL STATEMENTS
 FOR THE SIX (6) MONTHS ENDED 3/31/2022**

II. BASIS OF PRESENTATION (CONT'D):

Proprietary Funds: Used to account for operations that are financed in a manner similar to those in the private sector, where the determination of net income is appropriate for sound financial administration.

Enterprise Fund – used to account for operations that are financed and operated in a manner similar to private enterprise where the County's intent is to provide goods or services to the public on a continuing basis financed primarily through user charges. The County operates two enterprise funds, the Resource Connection and Oil and Gas Royalty.

Internal Service Funds – used to account for the various self-insurance activities for the County.

Fiduciary Funds: These funds account for assets held by the County in a fiduciary capacity and therefore cannot be used to support the County's own programs.

State Comptroller Funds – used to account for monies received on behalf of, and subsequently remitted to the State Comptroller.

Other Custodial Funds – used to account for assets held in a fiduciary capacity for others and includes property taxes collected and remitted for other entities, statutory fees collected on behalf of other governments, funds held in the registry of the court, collateral for securing bail bonds, monies on account for inmate commissary purchases, and funds seized by law enforcement agencies.

Community Supervision and Corrections – used to account for the State agency funds in the County depository and restitution collected as a condition of probation payable to injured parties.

III. NEGATIVE CASH BALANCES:

The following funds have negative cash balances at the balance sheet date. This occurs when expenditures exceed revenue collection. The General Fund has advanced money to these Funds thereby, allowing for continued operation of the related programs. These advances by the General Fund have been reflected in the accompanying combined balance sheet as Due from other funds. The advances also represent a loss of investment earnings to the General Fund and are not a reimbursable item by the grantor under reimbursing grant agreements.

Most negative cash balances arise in the County's reimbursing grant programs. These programs require the payment of expenditures prior to the reimbursement by the grantor. These cash deficits have existed for years and do not create any major concerns. However, this information is helpful to the reader of the financial statements to provide a fuller understanding of the details of County operations.

<u>FUND</u>	<u>DEFICIT</u>
E0024 RYAN WHITE ENDING HIV EPIDEMIC	\$ 396,808.14
E0025 DHHS-RYAN WHITE TITLE IV PART D - WOMEN, INFANTS, CHILDREN,	59,272.48
E0027 RYAN WHITE PART C - OUTPATIENT EIS PROGRAM	68,749.55
E0028 RYAN WHITE HIV/AIDS TREATMENT MODERNIZATION ACT PART A	497,450.37
E0031 HIV/STATE SERVICES	33,094.41
E0032 RYAN WHITE PART B	195,861.27
E0037 HIV/HOPWA	14,877.62
E0061 HOUSING OPPORTUNITIES FOR PERSONS WITH AIDS (HOPWA)	38,840.14

**TARRANT COUNTY, TEXAS
NOTES TO COMBINED FINANCIAL STATEMENTS
FOR THE SIX (6) MONTHS ENDED 3/31/2022**

III. NEGATIVE CASH BALANCES (CONT'D):

<u>FUND</u>	<u>DEFICIT</u>
E0062 HOPWA - COVID - CARES - ADMINISTRATIVE AGENCY	\$ 2,714.29
F0028 RYAN WHITE HIV/AIDS TREATMENT MODERNIZATION ACT PART A	17,723.69
F0031 HIV/STATE SERVICES FOR PMC	1,965.43
F0033 SURVEILLANCE	13,244.51
F0034 INFECTIOUS DISEASE SURVEILLANCE AND EPIDEMIOLOGY - YR3	30,731.70
F0035 HIV PREVENTION	70,294.55
F0036 DSHS-ENDING THE HIV EPIDEMIC	60,390.18
F0038 STD/HIV OPER	176,857.86
F0040 TDFPS-COMMUNITY YOUTH DEVELOPMENT - FY22	63,318.66
F0042 BIOTERRORISM PREPAREDNESS - LAB	39,766.67
F0043 CPS-PREPAREDNESS/HAZARDS (BIO TERRORISM)	127,427.10
F0044 DSHS-C.R.I - CITIES READINESS INITIATIVE	19,883.28
F0045 TB/PC-TB CONTROL & PREVENTION (CLINIC)	179,962.18
F0046 TUBERCULOSIS - PREVENTION AND CONTROL	133,178.51
F0051 IMMUNIZATIONS	149,391.21
F0058 DSHS - HEALTHY TEXAS BABIES	16,405.55
F0060 WIC CARD PARTICIPATION	903,125.30
F0062 DSHS-REGIONAL LOCAL SERVICE SYSTEMS/LOCAL PUBLIC HEALTH	49,451.95
F0072 INFLUENZA INCIDENCE SURVEILLANCE PROJECT	2,342.41
F0081 DSHS-NORTH TEXAS SYNDROMIC SURVEILLANCE PROGRAM	12,108.04
F0082 DSHS-CDC COVID-19 EMERGENCY RESPONSE	21,472.65
F0084 DSHS-CDC COVID-19	361,672.74
F0087 USCRI - REFUGEE MEDICAL SCREENING	67,151.13
F0089 DSHS ELC/LRN COVID-19 - LAB	13,281.47
F0093 NURSE FAMILY PARTNERSHIP GRANT	94,713.40
F0100 DSHS-COVID-19 VACCINATION CAPACITY ENHANCEMENT PROGRAM	881,803.56
F0102 CDC-HEALTH DISPARITIES / HIGH RISK	512,868.69
F0104 CDC-PUBLIC HEALTH CRISIS RESPONSE (PHCR) CO-AG	39,817.35
F0110 DSHS-COVID-19 VACCINATION CAPACITY ENHANCEMENT - ROUND 4 IMM	121,214.39
F0189 DSHS ELC/LRN COVID-19 - EPI EXPANSION	10,691.75
F0289 DSHS ELC/LRN COVID-19 - EPI CARES	115,599.74
F0389 DSHS ELC/LRN COVID-19 - LAB EXPANSION FUNDING	108,372.76
G0012 VETERANS COURT PROGRAM	75,271.90
G0018 CJD-REACHING INDEPENDENCE THROUGH SELF EMPOWERMENT (RISE)	129,648.99
G0065 VICTIMS ASSISTANCE GRANT-VOCA - SHERIFF	49,867.30
G0081 VAWA - PROTECTIVE ORDER UNIT	99,250.23
G0082 CJD-DISTRICT ATTORNEY BILINGUAL VICTIM ADVOCATE	39,308.56
G0084 D.I.R.E.C.T. PROGRAM	15,975.39
G0085 MENTAL HEALTH DIVERSION COURT PROGRAM	21,425.94
G0087 CJD-INTIMATE PARTNER-FAMILY VIOLENCE VICTIM ADVOCATES	72,679.10
G0088 CJD-PUBLIC EMPLOYEE TREATMENT COURT	7,069.44
H0001 SUPPORTIVE HOUSING PROGRAM	1,500,376.43
H0040 HOME INVESTMENT PARTNERSHIP ACT - AMERICAN RESCUE PLAN	25,432.38
H0080 COMMUNITY DEVELOPMENT BLOCK GRANT - COVID - CARES	80,611.16
H0081 EMERGENCY SHELTER GRANT - COVID - CARES	25,035.80
H0100 US DEPT TREASURY - EMERGENCY RENTAL ASSISTANCE PROGRAM	61,461.41
L0013 OJP-DOJ-NIJ FORENSIC BACKLOG REDUCTION GRANT	81,706.29
L0017 OJP-DOJ-BJA TARRANT COUNTY FY18 STOP SCHOOL VIOLENCE PROJECT	64,789.85
L0019 OJP-DOJ-HUMAN TRAFFICKING TASK FORCE	40,863.16
M0008 JAG-LAW ENFORCEMENT LIASON PRGM / MHMRTC	18,734.74
M0012 AG - VINE (VICITIM IDENTIFICATION AND NOTIFICATION EVERYDAY	19,718.24
M0014 ACCESS AND VISITATION GRANT	10,167.06
M0022 AUTO THEFT TASK FORCE - FY22	212,883.58

**TARRANT COUNTY, TEXAS
NOTES TO COMBINED FINANCIAL STATEMENTS
FOR THE SIX (6) MONTHS ENDED 3/31/2022**

III. NEGATIVE CASH BALANCES (CONT'D):

<u>FUND</u>	<u>DEFICIT</u>
M0040 HOMELAND SECURITY GRANT PROGRAM	\$ 28,874.90
M0044 TXDOT COURTESY PATROL PROGRAM	532,645.00
M0048 BILINGUAL VICTIMS ASSISTANCE COORDINATOR - INTERIM	4,428.04
M0061 TVC-VETERAN'S TREATMENT COURT	50,746.59
M0072 UNITED WAY-TARRANT COUNTY VETERANS COURT DIVERSION PROGRAM	5,846.25
M0095 TCEQ-TEXAS VOLKSWAGON ENVIRONMENTAL MITIGATION PGRM PCT4	676,193.60
M0096 TCEQ-TEXAS VOLKSWAGON ENVIRONMENTAL MITIGATION PGRM PCT4	97,031.20
M0097 TCEQ-TEXAS VOLKSWAGON ENVIRONMENTAL MITIGATION PGRM PCT3	196,448.00
M0098 TCEQ-TEXAS VOLKSWAGON ENVIRONMENTAL MITIGATION PGRM PCT3	310,971.60
M0099 TCEQ-TEXAS VOLKSWAGON ENVIRONMENTAL MITIGATION PGRM PCT2	168,482.92
M0100 TCEQ-TEXAS VOLKSWAGON ENVIRONMENTAL MITIGATION PGRM PCT2	142,912.00
M0102 TCEQ-TEXAS VOLKSWAGON ENVIRONMENTAL MITIGATION PGRM PCT3	73,097.00
M0212 CTIF - WAGLEY ROBERTSON (PCT3)	93.93
M0214 CTIF - NEWT PATTERSON (PCT2)	404,969.41
M0216 CTIF - HARMON (PCT3)	8,902.89
P0011 STATE FINANCIAL ASSISTANCE FUND (BPS)	516,082.80
P0014 TJPC-STATE AID-JUVENILE SUPPLEMENTAL PAY	253,490.13
P0016 TJJD-SPECIAL NEEDS DIVERSIONARY PROGRAM	31,124.52
P0027 TJPC-JJAEP	652,637.73
P0028 TJJD-MENTAL HEALTH SERVICES (MHS)	327,796.64
R0012 SECTION 8 - FY 2022 MAINSTREAM VOUCHER PROGRAM	123,432.98
R0013 HUD-SECTION 8	1,814,973.06
R0017 HUD-VASH - VETERANS AFFAIRS SUPPORTIVE HOUSING VOUCHERS	968,634.75
R0025 FAMILY SELF SUFFICIENCY	63,760.97
R0032 SHELTER PLUS CARE	30,653.78
R0080 SECTION 8 - HOUSING CARES ACT (AF) FUNDING FY20	15,147.29
R0081 SECTION 8 - MAINSTREAM VOUCHER PGM - CARES FUNDING	75,532.51
R0110 SECTION 8 - EMERGENCY HOUSING VOUCHER (Preliminary Fees)	28,760.00
R0210 SECTION 8 - EMERGENCY HOUSING VOUCHER (Service Fees)	121,211.70
R0310 SECTION 8 - EMERGENCY HOUSING VOUCHER (Admin Fees)	12,476.80
W0102 FEMA COVID 2020 9/15/2020 to 12/31/2020	130,034.39
W0103 FEMA UNTHSC VACCINE ILA	7,163,263.53
SUB-TOTAL GRANTS	<u>23,406,830.54</u>
21500 DISTRICT COURT RECORDS TECHNOLOGY FUND	8,078.52
G1100 8TH ADMINISTRATIVE JUDICIAL REGION	16,416.92
T3000 DA - JPS CONTRACT	79,422.19
T3100 TC EMERGENCY SERVICE DISTRICT #1	17,560.39
TOTAL	<u>\$ 23,528,308.56</u>

IV. DEFICIT FUND BALANCE:

The following major governmental fund had a negative fund balance as of 3/31/22:

Grant Funds	\$ (7,293,297.92)
-------------	-------------------

The deficit fund balance in the Grant Funds is due to COVID-19 expenditures anticipated to be eligible for FEMA reimbursement that were not awarded to the County as of March 31, 2022. The related revenue for these expenditures will be recognized at the time of the award.

**TARRANT COUNTY, TEXAS
NOTES TO COMBINED FINANCIAL STATEMENTS
FOR THE SIX (6) MONTHS ENDED 3/31/2022**

V. INVESTMENTS:

All investment securities are purchased on the basis of "Delivery vs. Payment" and are held at JPMorgan Chase Bank – New York by the Safekeeping Department in a segregated account in the name of Tarrant County. "Delivery vs. Payment" means that the County's money is not released until the securities are delivered to the Safekeeping Department.

All securities held and transactions executed during the period conform to the requirements of the Government Code Section 2256, The Public Funds Investment Act, and the Tarrant County Investment Policy, as adopted by the Commissioners Court on November 23, 2021.

	Average Rate	
JPMorgan Chase Savings	0.32%	\$ 182,890,770
JPMorgan Chase Savings II	0.32%	32,329,956
JPMorgan Chase Checking	0.32%	257,755,612
Lone Star Investment Pool	0.11%	128,455,865
Texas CLASS Investment Pool	0.11%	13,418,247
TexStar Investment Pool	0.11%	128,115,071
TexPool Investment Pool	0.15%	248,863,350
TOTAL INVESTMENTS		<u>\$ 991,828,871</u>

The recorded position of the pools for Lone Star and TexPool are measured at amortized cost as these pools meet the requirements of GASB Statement No. 79. The recorded position of the pools for Texas CLASS and TexStar are measured at net asset value and are designed to approximate the share value.

VI. CAPITAL ASSETS:

A summary of the Governmental Funds' capital assets follows:

	Balance October 1, 2021	Additions	Disposals/ Adjustments	Balance March 31, 2022
Land and land improvements	\$ 66,874,106.58	\$ 371,840.00	\$ -	\$ 67,245,946.58
Construction in progress	32,618,411.86	4,396,471.56	-	37,014,883.42
Software in development	36,444,178.02	1,348,627.63	(9,706,920.32)	28,085,885.33
Buildings and improvements	508,872,187.56	4,516,651.18	-	513,388,838.74
Furnishings and equipment	101,328,271.11	6,579,134.43	(2,363,341.30)	105,544,064.24
Software	50,914,784.91	130,737.31	9,706,920.32	60,752,442.54
Infrastructure	135,997,203.03	-	-	135,997,203.03
	<u>\$ 933,049,143.07</u>	<u>\$ 17,343,462.11</u>	<u>\$ (2,363,341.30)</u>	<u>\$ 948,029,263.88</u>

**TARRANT COUNTY, TEXAS
 NOTES TO COMBINED FINANCIAL STATEMENTS
 FOR THE SIX (6) MONTHS ENDED 3/31/2022**

VII. SCHEDULE OF OUTSTANDING BONDED DEBT:

	<u>AMOUNT</u>	<u>INTEREST RATES</u>
2010 - Limited Tax Refunding & Improvement Bonds	\$ 1,805,000	5.00%
2013 - Limited Tax Refunding & Improvement Bonds	37,870,000	5.00%
2015 - Limited Tax Refunding & Improvement Bonds	56,340,000	3.00% to 5.00%
2015A - Limited Tax Refunding & Improvement Bonds	39,215,000	1.97%
2016 - Limited Tax Refunding Bonds	46,440,000	1.48%
2017 - Limited Tax Refunding Bonds	<u>32,005,000</u>	2.13%
Total Outstanding Bonded Debt	<u>\$ 213,675,000</u>	

Arbitrage provisions of the Internal Revenue Tax Act of 1986 require the County to rebate excess arbitrage earnings from bond proceeds to the federal government. This amount was estimated to be \$0 as of September 30, 2021.

VIII. CONTINGENCIES:

The County is self-insured for workers' compensation, automobile bodily injury and property damage, comprehensive general liability and all self-insured retentions for existing policies. At March 31, 2022, \$13,051,606 has been accrued, based on an actuarial assessment, to provide for potential losses resulting from pending or threatened litigation, asserted claims and claims incurred but not reported.



**TARRANT COUNTY, TEXAS
CAPITAL PROJECT FUNDS
FUND DESCRIPTIONS**

FUND 45100 - NON-DEBT CAPITAL FUND

This fund was established to account for capital acquisitions funded from County auction proceeds, operating transfers from general fund, gas signing bonuses and gas royalties.

FUND 45400 – CAPITAL REPLACEMENT FUND

This fund was established to account for long-term planning replacement of capital assets.

FUND 45500 – COURT FACILITY FUND

This fund was established pursuant to State statutes, to account for the collection and expenditure of monies collected from filing fees for the construction, renovation, or improvement of facilities that house the courts.

FUND 47600 – 2006 BOND ELECTION FUND

This fund was established to account for the expenditure of the proceeds of General Obligation Bonds issued to fund capital acquisitions originally approved by the voters.

FUND 47700 – 2006 BOND ELECTION-TRANSPORTATION FUND


This fund was established to account for the expenditure of the proceeds of General Obligation Bonds issued to fund transportation projects originally approved by the voters.

TARRANT COUNTY, TEXAS
COMBINING BALANCE SHEET
CAPITAL PROJECTS FUNDS
AS OF 3/31/2022

<u>COMBINED TOTAL</u>		<u>NON-DEBT CAPITAL</u>	<u>CAPITAL REPLACEMENT FUND</u>	<u>COURT FACILITY FUND</u>	<u>2006 BOND ELECTION</u>	<u>2006 BOND ELECTION TRANSPORTATION</u>
ASSETS						
\$129,588,322.44	CASH AND INVESTMENTS	\$89,080,008.66	\$7,502,850.08	\$155,801.36	\$6,783,573.01	\$26,066,089.33
456,576.89	ADVANCE TO ENTERPRISE FUND	456,576.89	0.00	0.00	0.00	0.00
<u>390,649.34</u>	PREPAID EXPENSES & INVENTORY	<u>390,649.34</u>	<u>0.00</u>	<u>0.00</u>	<u>0.00</u>	<u>0.00</u>
<u>\$130,435,548.67</u>	TOTAL ASSETS	<u>\$89,927,234.89</u>	<u>\$7,502,850.08</u>	<u>\$155,801.36</u>	<u>\$6,783,573.01</u>	<u>\$26,066,089.33</u>
LIABILITIES AND FUND BALANCES						
LIABILITIES:						
\$2,817,152.62	ACCOUNTS PAYABLE	\$1,217,314.36	\$841.00	\$0.00	\$1,589,960.80	\$9,036.46
<u>0.00</u>	OTHER LIABILITIES	<u>0.00</u>	<u>0.00</u>	<u>0.00</u>	<u>0.00</u>	<u>0.00</u>
2,817,152.62	TOTAL LIABILITIES	1,217,314.36	841.00	0.00	1,589,960.80	9,036.46
FUND BALANCES:						
<u>127,618,396.05</u>	FUND BALANCES	<u>88,709,920.53</u>	<u>7,502,009.08</u>	<u>155,801.36</u>	<u>5,193,612.21</u>	<u>26,057,052.87</u>
<u>\$130,435,548.67</u>	TOTAL LIABILITIES AND FUND BALANCES	<u>\$89,927,234.89</u>	<u>\$7,502,850.08</u>	<u>\$155,801.36</u>	<u>\$6,783,573.01</u>	<u>\$26,066,089.33</u>

TARRANT COUNTY, TEXAS
COMBINING STATEMENT OF REVENUES AND EXPENDITURES
AND CHANGES IN FUND BALANCE
CAPITAL PROJECTS FUNDS
FOR THE SIX (6) MONTHS ENDED 3/31/2022

<u>COMBINED TOTAL</u>		<u>NON-DEBT CAPITAL</u>	<u>CAPITAL REPLACEMENT FUND</u>	<u>COURT FACILITY FUND</u>	<u>2006 BOND ELECTION</u>	<u>2006 BOND ELECTION TRANSPORTATION</u>
REVENUES:						
\$155,772.25	FEES OF OFFICE	\$0.00	\$0.00	\$155,772.25	\$0.00	\$0.00
\$91,670.65	INVESTMENT INCOME	61,737.30	2,850.08	29.11	7,243.48	19,810.68
818,974.91	MISCELLANEOUS	818,974.91	0.00	0.00	0.00	0.00
<u>1,066,417.81</u>	TOTAL REVENUES	<u>880,712.21</u>	<u>2,850.08</u>	<u>155,801.36</u>	<u>7,243.48</u>	<u>19,810.68</u>
EXPENDITURES:						
<u>17,720,721.09</u>	CAPITAL/CONSTRUCTION	<u>12,745,699.44</u>	<u>841.00</u>	<u>0.00</u>	<u>3,969,147.87</u>	<u>1,005,032.78</u>
<u>17,720,721.09</u>	TOTAL EXPENDITURES	<u>12,745,699.44</u>	<u>841.00</u>	<u>0.00</u>	<u>3,969,147.87</u>	<u>1,005,032.78</u>
(16,654,303.28)	EXCESS (DEFICIT) OF REVENUES OVER EXPENDITURES	(11,864,987.23)	2,009.08	155,801.36	(3,961,904.39)	(985,222.10)
OTHER FINANCING SOURCES (USES):						
<u>30,329,692.50</u>	OPERATING TRANSFERS IN	<u>22,829,692.50</u>	<u>7,500,000.00</u>	<u>0.00</u>	<u>0.00</u>	<u>0.00</u>
13,675,389.22	EXCESS (DEFICIT) OF REVENUES AND OPERATING TRANSFERS OVER EXPENDITURES	10,964,705.27	7,502,009.08	155,801.36	(3,961,904.39)	(985,222.10)
FUND BALANCE (DEFICIT):						
<u>113,943,006.83</u>	BEGINNING OF PERIOD	<u>77,745,215.26</u>	<u>0.00</u>	<u>0.00</u>	<u>9,155,516.60</u>	<u>27,042,274.97</u>
<u>\$127,618,396.05</u>	END OF PERIOD	<u>\$88,709,920.53</u>	<u>\$7,502,009.08</u>	<u>\$155,801.36</u>	<u>\$5,193,612.21</u>	<u>\$26,057,052.87</u>



**TARRANT COUNTY, TEXAS
OTHER GOVERNMENTAL FUNDS
FUND DESCRIPTION**

FUND 24100 - LAW LIBRARY FUND

This fund was established, pursuant to State statutes, to account for the collection and expenditure of monies collected in civil cases supporting the Tarrant County Law Library.

FUND 25100 - VEHICLE INVENTORY TAX FUND

This fund was established, pursuant to State statutes, to account for any interest earnings generated from the vehicle inventory tax, which the collector shall retain to defray the cost of collecting this tax. The Tax Assessor has discretion over the use of this fund.

RECORDS PRESERVATION AND TECHNOLOGY FUNDS

These funds were established, pursuant to State statutes, to account for the collection and expenditure of monies collected for the preservation and automation of County records. These funds are further described on page 27.

FUND 24200 - EDUCATION FUND

This fund was established, pursuant to State statutes, to account for the collection and expenditure of monies collected to provide for the continuing education of those officials and employees associated with the probate courts and certain law enforcement offices.

FUND T0400 - PUBLIC HEALTH FUND

The Tarrant County Hospital District provides funding for the operation of the Tarrant County Health Department in an effort to aggregate the cost of health service to Tarrant County residents. This funding arrangement began in 1999. These costs were previously paid from the County's General fund. This fund also includes the Medicaid 1115 Waiver, this waiver is to enhance access to health care, increase the quality of care, improve the cost-effectiveness of care provided and better serve the health of the patients and their families.

FUND 22300 - CONSUMER HEALTH FUND

This fund was established, pursuant to State statutes, to account for the collection of food permit fees and expenditures incurred in connection with issuing permits and conducting inspections.

COURT DESIGNATED FUNDS

These funds were established to account for the collection and expenditures of court ordered fees, pursuant to State statutes. These funds are further described on page 33.

FUNDS (D6200, D8700-D8900) - DISTRICT ATTORNEY CONTRACTS

These funds are used to account for monies collected by the District Attorney which are used in the investigation of criminal activities. These monies consist primarily of fees for bad checks and forfeited monies resulting from narcotics related convictions.

FUNDS (S4300-S9700) – SHERIFF CONTRACTS

These funds are used to account for monies collected by activities in the Sheriff Department. These activities include fees from operation of the jail commissary which are used for the benefit of the jail inmates. Some of these funds are the custody of the Sheriff. Monies are also collected from forfeitures resulting from narcotics related activities.

FUNDS (G1100,T0500-T9900) – MISCELLANEOUS CONTRACTS

These funds are used to account for monies received by Tarrant County as contributions for specified purposes.

TARRANT COUNTY, TEXAS
COMBINING BALANCE SHEET
OTHER GOVERNMENTAL FUNDS
AS OF 3/31/2022

<u>COMBINED TOTAL</u>		<u>LAW LIBRARY</u>	<u>VEHICLE INVENTORY TAX</u>	<u>RECORDS PRESERVATION & TECHNOLOGY FUNDS</u>	<u>EDUCATION</u>
ASSETS					
\$106,213,587.02	CASH AND INVESTMENTS	\$1,138,195.45	\$1,770,976.53	\$25,095,052.47	\$372,759.19
6,712,587.87	OTHER RECEIVABLES	0.00	0.00	0.00	0.00
<u>242,757.31</u>	PREPAID EXPENSES AND INVENTORY	<u>208.90</u>	<u>0.00</u>	<u>5,914.29</u>	<u>0.00</u>
<u>\$113,168,932.20</u>	TOTAL ASSETS	<u>\$1,138,404.35</u>	<u>\$1,770,976.53</u>	<u>\$25,100,966.76</u>	<u>\$372,759.19</u>
LIABILITIES AND FUND BALANCES					
LIABILITIES:					
\$1,169,934.54	ACCOUNTS PAYABLE	\$1,598.54	\$0.00	\$3,515.18	\$5,132.14
769,463.65	OTHER LIABILITIES	13,863.20	2,017.17	91,596.46	0.00
121,478.02	DUE TO OTHER FUNDS	0.00	0.00	8,078.52	0.00
<u>0.00</u>	UNEARNED REVENUE	<u>0.00</u>	<u>0.00</u>	<u>0.00</u>	<u>0.00</u>
2,060,876.21	TOTAL LIABILITIES	<u>15,461.74</u>	<u>2,017.17</u>	<u>103,190.16</u>	<u>5,132.14</u>
FUND BALANCES:					
<u>111,108,055.99</u>	FUND BALANCES	<u>1,122,942.61</u>	<u>1,768,959.36</u>	<u>24,997,776.60</u>	<u>367,627.05</u>
<u>\$113,168,932.20</u>	TOTAL LIABILITIES AND FUND BALANCES	<u>\$1,138,404.35</u>	<u>\$1,770,976.53</u>	<u>\$25,100,966.76</u>	<u>\$372,759.19</u>

<u>PUBLIC HEALTH</u>	<u>CONSUMER HEALTH</u>	<u>COURT DESIGNATED FUNDS</u>	<u>DISTRICT ATTORNEY CONTRACTS</u>	<u>SHERIFF CONTRACTS</u>	<u>MISCELLANEOUS CONTRACTS</u>
\$46,033,143.25	\$379,068.97	\$3,224,791.99	\$1,698,581.38	\$5,314,899.90	\$21,186,117.89
6,499,366.00	0.00	0.00	0.00	3,400.00	209,821.87
17,705.28	0.00	0.00	0.00	218,928.84	0.00
<u>\$52,550,214.53</u>	<u>\$379,068.97</u>	<u>\$3,224,791.99</u>	<u>\$1,698,581.38</u>	<u>\$5,537,228.74</u>	<u>\$21,395,939.76</u>

\$111,746.26	\$1,079.26	\$0.00	\$22,664.97	\$70,255.49	\$953,942.70
388,185.04	29,790.41	20,754.15	0.00	52,991.49	170,265.73
0.00	0.00	0.00	0.00	0.00	113,399.50
0.00	0.00	0.00	0.00	0.00	0.00
<u>499,931.30</u>	<u>30,869.67</u>	<u>20,754.15</u>	<u>22,664.97</u>	<u>123,246.98</u>	<u>1,237,607.93</u>
<u>52,050,283.23</u>	<u>348,199.30</u>	<u>3,204,037.84</u>	<u>1,675,916.41</u>	<u>5,413,981.76</u>	<u>20,158,331.83</u>
<u>\$52,550,214.53</u>	<u>\$379,068.97</u>	<u>\$3,224,791.99</u>	<u>\$1,698,581.38</u>	<u>\$5,537,228.74</u>	<u>\$21,395,939.76</u>

TARRANT COUNTY, TEXAS
COMBINING STATEMENT OF REVENUES AND EXPENDITURES
AND CHANGES IN FUND BALANCE
OTHER GOVERNMENTAL FUNDS
FOR THE SIX (6) MONTHS ENDED 3/31/2022

<u>COMBINED TOTAL</u>		<u>LAW LIBRARY</u>	<u>VEHICLE INVENTORY TAX</u>	<u>RECORDS PRESERVATION & TECHNOLOGY FUNDS</u>	<u>EDUCATION</u>
	REVENUES:				
\$20,095.63	TAXES & LICENSES	\$0.00	\$15,595.63	\$0.00	\$0.00
11,071,702.59	FEES OF OFFICE	596,892.64	14,393.44	3,148,867.19	15,150.16
8,875,454.01	INTERGOVERNMENTAL	0.00	0.00	0.00	67,652.02
76,333.66	INVESTMENT INCOME	820.98	1,232.69	17,447.82	0.00
2,750,520.11	MISCELLANEOUS	12,670.62	0.00	12,523.62	0.00
<u>22,794,106.00</u>	TOTAL REVENUES	<u>610,384.24</u>	<u>31,221.76</u>	<u>3,178,838.63</u>	<u>82,802.18</u>
	EXPENDITURES:				
	CURRENT:				
2,930,056.22	GENERAL GOVERNMENT	0.00	39,917.04	1,683,740.86	0.00
3,859,511.43	PUBLIC SAFETY	0.00	0.00	0.00	30,861.10
1,408,456.66	JUDICIAL	70,663.66	0.00	376,206.22	4,344.87
14,754,979.62	COMMUNITY SERVICES	540,794.46	0.00	0.00	0.00
188,171.95	CAPITAL/CONSTRUCTION	605.00	3,762.00	40,144.84	0.00
<u>23,141,175.88</u>	TOTAL EXPENDITURES	<u>612,063.12</u>	<u>43,679.04</u>	<u>2,100,091.92</u>	<u>35,205.97</u>
(347,069.88)	EXCESS (DEFICIT) OF REVENUES OVER EXPENDITURES	(1,678.88)	(12,457.28)	1,078,746.71	47,596.21
	OTHER FINANCING SOURCES (USES):				
1,482,674.00	OPERATING TRANSFERS IN	0.00	0.00	0.00	0.00
(459,715.73)	OPERATING TRANSFERS OUT	0.00	0.00	0.00	0.00
675,888.39	EXCESS (DEFICIT) OF REVENUES AND OPERATING TRANSFERS OVER EXPENDITURES	(1,678.88)	(12,457.28)	1,078,746.71	47,596.21
	FUND BALANCES:				
<u>110,432,167.60</u>	BEGINNING OF PERIOD	<u>1,124,621.49</u>	<u>1,781,416.64</u>	<u>23,919,029.89</u>	<u>320,030.84</u>
<u>\$111,108,055.99</u>	END OF PERIOD	<u>\$1,122,942.61</u>	<u>\$1,768,959.36</u>	<u>\$24,997,776.60</u>	<u>\$367,627.05</u>

<u>PUBLIC HEALTH</u>	<u>CONSUMER HEALTH</u>	<u>COURT DESIGNATED FUNDS</u>	<u>DISTRICT ATTORNEY CONTRACTS</u>	<u>SHERIFF CONTRACTS</u>	<u>MISCELLANEOUS CONTRACTS</u>
\$0.00	\$0.00	\$0.00	\$0.00	\$0.00	\$4,500.00
664,654.25	471,457.50	1,107,214.55	542.00	0.00	5,052,530.86
7,781,901.96	0.00	91,384.82	0.00	0.00	934,515.21
35,165.48	285.35	2,230.16	1,149.86	3,727.71	14,273.61
3,276.01	0.00	114.11	328,630.33	1,551,002.87	842,302.55
8,484,997.70	471,742.85	1,200,943.64	330,322.19	1,554,730.58	6,848,122.23
51,814.25	0.00	277,116.71	0.00	0.00	877,467.36
0.00	0.00	0.00	0.00	1,700,559.55	2,128,090.78
0.00	0.00	314,277.89	196,286.57	0.00	446,677.45
8,622,394.52	500,773.25	0.00	0.00	0.00	5,091,017.39
53,382.21	0.00	14,513.96	25,614.83	24,748.99	25,400.12
8,727,590.98	500,773.25	605,908.56	221,901.40	1,725,308.54	8,568,653.10
(242,593.28)	(29,030.40)	595,035.08	108,420.79	(170,577.96)	(1,720,530.87)
0.00	0.00	0.00	0.00	0.00	1,482,674.00
0.00	0.00	(459,715.73)	0.00	0.00	0.00
(242,593.28)	(29,030.40)	135,319.35	108,420.79	(170,577.96)	(237,856.87)
52,292,876.51	377,229.70	3,068,718.49	1,567,495.62	5,584,559.72	20,396,188.70
<u>\$52,050,283.23</u>	<u>\$348,199.30</u>	<u>\$3,204,037.84</u>	<u>\$1,675,916.41</u>	<u>\$5,413,981.76</u>	<u>\$20,158,331.83</u>



**TARRANT COUNTY, TEXAS
RECORDS PRESERVATION FUNDS
FUND DESCRIPTION**

FUND 21100 - RECORDS PRESERVATION & AUTOMATION FUND - FILINGS

This fund was established, pursuant to State statutes, to account for the collection and expenditure of monies collected from filing fees to allow for the preservation and automation of County records. The County Clerk has discretion over the use of this fund.

FUND 21200 - RECORDS PRESERVATION & AUTOMATION FUND - CONVICTIONS

This fund was established, pursuant to State statutes, to account for the collection and expenditure of monies collected in court for the preservation and automation of County records.

FUND 21300 - RECORDS PRESERVATION & RESTORATION FUND

This fund was established, pursuant to State statutes, to account for the collection and expenditure of monies collected from filing fees for the preservation and restoration of County records.

FUND 21400 - COURT RECORD PRESERVATION FUND

This fund was established, pursuant to State statutes, to account for the collection and expenditure of monies collected from filing fees for the preservation and restoration of County records.

FUND 21500 – DISTRICT COURT RECORDS TECHNOLOGY (ARCHIVE) FUND

This fund was established, pursuant to State statutes, to account for the collection and expenditure of monies collected from filing fees for the preservation and restoration of district court records archives.

FUND 21600 – DISTRICT CLERK RECORDS MANAGEMENT AND PRESERVATION FUND

This fund was established, pursuant to State statutes, to account for the collection and expenditure of monies collected from filing fees for the records management and preservation services by the court clerk.

TARRANT COUNTY, TEXAS
COMBINING BALANCE SHEET
RECORD PRESERVATION
AS OF 3/31/2022

<u>COMBINED TOTAL</u>		<u>RECORDS PRESERVATION & AUTOMATION -FILINGS</u>	<u>RECORDS PRESERVATION & AUTOMATION -CONVICTIONS</u>	<u>RECORDS PRESERVATION & RESTORATION</u>
ASSETS				
\$25,095,052.47	CASH AND INVESTMENTS	\$9,873,701.70	\$280,809.85	\$13,142,242.18
<u>5,914.29</u>	PREPAID EXPENSES AND INVENTORY	<u>0.00</u>	<u>0.00</u>	<u>5,914.29</u>
<u>\$25,100,966.76</u>	TOTAL ASSETS	<u>\$9,873,701.70</u>	<u>\$280,809.85</u>	<u>\$13,148,156.47</u>
LIABILITIES AND FUND BALANCES				
LIABILITIES:				
\$3,515.18	ACCOUNTS PAYABLE	\$1,604.15	\$1,621.97	\$289.06
91,596.46	OTHER LIABILITIES	42,039.23	14,679.41	14,528.99
<u>8,078.52</u>	DUE TO OTHER FUNDS	<u>0.00</u>	<u>0.00</u>	<u>0.00</u>
103,190.16	TOTAL LIABILITIES	43,643.38	16,301.38	14,818.05
FUND BALANCES:				
<u>24,997,776.60</u>	FUND BALANCES	<u>9,830,058.32</u>	<u>264,508.47</u>	<u>13,133,338.42</u>
<u>\$25,100,966.76</u>	TOTAL LIABILITIES AND FUND BALANCES	<u>\$9,873,701.70</u>	<u>\$280,809.85</u>	<u>\$13,148,156.47</u>

<u>COURT RECORD PRESERVATION</u>	<u>DISTRICT COURT RECORDS TECHNOLOGY (ARCHIVE)</u>	<u>DISTRICT CLERK RECORDS MANAGEMENT & PRESERVATION</u>
\$1,208,665.08	\$130.00	\$589,503.66
<u>0.00</u>	<u>0.00</u>	<u>0.00</u>
<u>\$1,208,665.08</u>	<u>\$130.00</u>	<u>\$589,503.66</u>
\$0.00	\$0.00	\$0.00
10,012.38	10,336.45	0.00
<u>0.00</u>	<u>8,078.52</u>	<u>0.00</u>
10,012.38	18,414.97	0.00
<u>1,198,652.70</u>	<u>(18,284.97)</u>	<u>589,503.66</u>
<u>\$1,208,665.08</u>	<u>\$130.00</u>	<u>\$589,503.66</u>

TARRANT COUNTY, TEXAS
COMBINING STATEMENT OF REVENUES AND EXPENDITURES
AND CHANGES IN FUND BALANCE
RECORDS PRESERVATION
FOR THE SIX (6) MONTHS ENDED 3/31/2022

<u>COMBINED TOTAL</u>		<u>RECORDS PRESERVATION & AUTOMATION -FILINGS</u>	<u>RECORDS PRESERVATION & AUTOMATION -CONVICTIONS</u>	<u>RECORDS PRESERVATION RESTORATION</u>
	REVENUES:			
\$3,148,867.19	FEES OF OFFICE	\$1,509,995.77	\$75,326.26	\$1,142,070.00
17,447.82	INVESTMENT INCOME	6,862.59	248.33	9,085.82
<u>12,523.62</u>	MISCELLANEOUS	<u>10,350.70</u>	<u>1,915.55</u>	<u>44.87</u>
3,178,838.63	TOTAL REVENUES	1,527,209.06	77,490.14	1,151,200.69
	EXPENDITURES:			
	CURRENT:			
1,683,740.86	GENERAL GOVERNMENT	1,161,928.25	205,555.36	316,257.25
376,206.22	JUDICIAL	0.00	0.00	0.00
<u>40,144.84</u>	CAPITAL/CONSTRUCTION	<u>40,144.84</u>	<u>0.00</u>	<u>0.00</u>
2,100,091.92	TOTAL EXPENDITURES	1,202,073.09	205,555.36	316,257.25
1,078,746.71	EXCESS (DEFICIT) OF REVENUES OVER EXPENDITURES	325,135.97	(128,065.22)	834,943.44
	FUND BALANCES:			
<u>23,919,029.89</u>	BEGINNING OF PERIOD	<u>9,504,922.35</u>	<u>392,573.69</u>	<u>12,298,394.98</u>
<u>\$24,997,776.60</u>	END OF PERIOD	<u>\$9,830,058.32</u>	<u>\$264,508.47</u>	<u>\$13,133,338.42</u>

<u>COURT RECORD PRESERVATION</u>	<u>DISTRICT COURT RECORDS TECHNOLOGY (ARCHIVE)</u>	<u>DISTRICT CLERK RECORDS MANAGEMENT & PRESERVATION</u>
\$110,697.00	\$78,966.64	\$231,811.52
895.76	40.29	315.03
198.88	13.62	0.00
<u>111,791.64</u>	<u>79,020.55</u>	<u>232,126.55</u>
0.00	0.00	0.00
179,077.96	197,087.14	41.12
0.00	0.00	0.00
<u>179,077.96</u>	<u>197,087.14</u>	<u>41.12</u>
(67,286.32)	(118,066.59)	232,085.43
<u>1,265,939.02</u>	<u>99,781.62</u>	<u>357,418.23</u>
<u>\$1,198,652.70</u>	<u>(\$18,284.97)</u>	<u>\$589,503.66</u>

**TARRANT COUNTY, TEXAS
COURT DESIGNATED FUNDS
FUND DESCRIPTION**

FUND 22100 - COURTHOUSE SECURITY FUND

This fund was established, pursuant to State statutes, to account for the collection of Courthouse security fees assessed in court cases. Revenue is subsequently transferred to the general fund where expenditures for Courthouse security are recorded.

FUND 22400 – JUVENILE DELINQUENCY PREVENTION FUND

This fund was established, pursuant to State statutes, to account for the collection of a fee related to graffiti court cases. The revenues in this fund are to be used to repair damages, provide educational and intervention programs, and provide rewards to the public for aiding in the apprehension and prosecution of offenders who commit graffiti offenses.

FUND 22500 - ALTERNATIVE DISPUTE RESOLUTION SYSTEM (ADRS)

This fund was established, pursuant to State statutes, to account for an alternative dispute resolution system for the peaceable and expeditious resolution of citizen disputes.

FUND 22600 – PROBATE CONTRIBUTIONS FUND

This fund was established, pursuant to State statutes, to account for the collection of a fee under Section 51.704. The revenues in this fund are to be used for court-related purposes for the support of the statutory probate courts.

FUND 24300 - APPELLATE JUDICIAL SYSTEM FUND

This fund was established, pursuant to State statutes, to account for the collection and expenditure of monies collected in civil cases to provide for a portion of the operational costs of the Court of Appeals.

FUND 22700 – JUSTICE COURT TECHNOLOGY FUND

This fund was established, pursuant to State statutes, to account for the collection and expenditure of monies to provide for technology in the justice of the peace courts.

FUND 22800 – JUSTICE COURT BUILDING SECURITY FUND

This fund was established, pursuant to State statutes, to account for the collection and expenditure of monies to provide for security in the justice court buildings.

FUND 22900 – CHILD ABUSE PREVENTION FUND

This fund was established, pursuant to State statutes, to account for the collection and expenditure of monies to provide for child abuse prevention programs.

FUND 23000 – FAMILY PROTECTION FUND

This fund was established, pursuant to State statutes, to account for the collection and expenditure of monies to provide for family protection services.

FUND 23100 – GUARDIANSHIP FUND

This fund was established, pursuant to State statutes, to account for the collection and expenditure of monies to provide compensation of a guardian ad litem, an attorney ad litem, and/or fund local guardianship programs for indigent incapacitated persons.

FUND 23200 – DRUG AND ALCOHOL COURT FUND

This fund was established, pursuant to State statutes, to account for the collection and expenditure of monies to provide for drug and alcohol court program.

FUND 23300 – COUNTY AND DISTRICT COURT TECHNOLOGY FUND

This fund was established, pursuant to State statutes, to account for the collection and expenditure of monies to provide for county and district court technology.

**TARRANT COUNTY, TEXAS
COURT DESIGNATED FUNDS
FUND DESCRIPTION**

FUND 23400 – SPECIALTY COURT FUND

This fund was established, pursuant to State statutes, to account for the collection and expenditure of monies to provide for eligible specialty court programs.

FUND 23500 – TRUANCY PREVENTION AND DIVERSION FUND

This fund was established, pursuant to State statutes, to account for the collection and expenditure of monies to provide for a juvenile case manager and implement programs to prevent or reduce juvenile referrals to the court.

FUND 23600 – LANGUAGE ACCESS FUND

This fund was established, pursuant to State statutes, to account for the collection and expenditure of monies to provide language access services for individuals appearing before the court or receiving court services.

**TARRANT COUNTY, TEXAS
COMBINING BALANCE SHEET
COURT DESIGNATED FUNDS
AS OF 3/31/2022**


<u>COMBINED TOTAL</u>		<u>COURTHOUSE SECURITY</u>	<u>JUVENILE DELINQUENCY PREVENTION</u>	<u>ADRS</u>	<u>PROBATE CONTRIBUTION FUND</u>	<u>APPELLATE JUDICIAL SYSTEM</u>	<u>JUSTICE COURT TECHNOLOGY FUND</u>
ASSETS							
\$3,224,791.99	CASH AND INVESTMENTS	\$0.00	\$2,849.76	\$1,358,733.49	\$786,847.86	\$34,605.60	\$204,246.36
0.00	OTHER RECEIVABLES	0.00	0.00	0.00	0.00	0.00	0.00
<u>\$3,224,791.99</u>	TOTAL ASSETS	<u>\$0.00</u>	<u>\$2,849.76</u>	<u>\$1,358,733.49</u>	<u>\$786,847.86</u>	<u>\$34,605.60</u>	<u>\$204,246.36</u>
LIABILITIES AND FUND BALANCES							
LIABILITIES:							
\$0.00	ACCOUNTS PAYABLE	\$0.00	\$0.00	\$0.00	\$0.00	\$0.00	\$0.00
<u>20,754.15</u>	OTHER LIABILITIES	<u>0.00</u>	<u>0.00</u>	<u>10,223.20</u>	<u>3,325.73</u>	<u>2,771.13</u>	<u>0.00</u>
20,754.15	TOTAL LIABILITIES	0.00	0.00	10,223.20	3,325.73	2,771.13	0.00
FUND BALANCES:							
<u>3,204,037.84</u>	FUND BALANCES	<u>0.00</u>	<u>2,849.76</u>	<u>1,348,510.29</u>	<u>783,522.13</u>	<u>31,834.47</u>	<u>204,246.36</u>
<u>\$3,224,791.99</u>	TOTAL LIABILITIES AND FUND BALANCES	<u>\$0.00</u>	<u>\$2,849.76</u>	<u>\$1,358,733.49</u>	<u>\$786,847.86</u>	<u>\$34,605.60</u>	<u>\$204,246.36</u>

<u>JUSTICE COURT BLDG SECURITY FUND</u>	<u>CHILD ABUSE PREVENTION FUND</u>	<u>FAMILY PROTECTION FUND</u>	<u>GUARDIANSHIP FUND</u>	<u>DRUG & ALCOHOL COURT</u>	<u>COUNTY AND DISTRICT COURT TECHNOLOGY FUND</u>	<u>SPECIALTY COURT FUND</u>	<u>TRUANCY PREVENTION & DIVERSION FUND</u>	<u>LANGUAGE ACCESS FUND</u>
\$0.00	\$99,468.79	\$31,235.47	\$58,562.72	\$218,989.44	\$188,180.77	\$118,273.34	\$62,975.11	\$59,823.28
<u>0.00</u>	<u>0.00</u>	<u>0.00</u>	<u>0.00</u>	<u>0.00</u>	<u>0.00</u>	<u>0.00</u>	<u>0.00</u>	<u>0.00</u>
<u>\$0.00</u>	<u>\$99,468.79</u>	<u>\$31,235.47</u>	<u>\$58,562.72</u>	<u>\$218,989.44</u>	<u>\$188,180.77</u>	<u>\$118,273.34</u>	<u>\$62,975.11</u>	<u>\$59,823.28</u>
\$0.00	\$0.00	\$0.00	\$0.00	\$0.00	\$0.00	\$0.00	\$0.00	\$0.00
<u>0.00</u>	<u>0.00</u>	<u>0.00</u>	<u>0.00</u>	<u>0.00</u>	<u>0.00</u>	<u>4,434.09</u>	<u>0.00</u>	<u>0.00</u>
0.00	0.00	0.00	0.00	0.00	0.00	4,434.09	0.00	0.00
<u>0.00</u>	<u>99,468.79</u>	<u>31,235.47</u>	<u>58,562.72</u>	<u>218,989.44</u>	<u>188,180.77</u>	<u>113,839.25</u>	<u>62,975.11</u>	<u>59,823.28</u>
<u>\$0.00</u>	<u>\$99,468.79</u>	<u>\$31,235.47</u>	<u>\$58,562.72</u>	<u>\$218,989.44</u>	<u>\$188,180.77</u>	<u>\$118,273.34</u>	<u>\$62,975.11</u>	<u>\$59,823.28</u>

TARRANT COUNTY, TEXAS
COMBINING STATEMENT OF REVENUES AND EXPENDITURES
AND CHANGES IN FUND BALANCE
COURT DESIGNATED FUNDS
FOR THE SIX (6) MONTHS ENDED 3/31/2022

<u>COMBINED TOTAL</u>		<u>COURTHOUSE SECURITY</u>	<u>JUVENILE DELINQUENCY PREVENTION</u>	<u>ADRS</u>	<u>PROBATE CONTRIBUTION FUND</u>	<u>APPELLATE JUDICIAL SYSTEM</u>	<u>JUSTICE COURT TECHNOLOGY FUND</u>
	REVENUES:						
\$1,107,214.55	FEES OF OFFICE	\$454,878.39	\$14.74	\$284,518.71	\$0.00	\$78,107.98	\$16,060.69
91,384.82	INTERGOVERNMENTAL	0.00	0.00	0.00	91,384.82	0.00	0.00
2,230.16	INVESTMENT INCOME	0.00	2.02	907.84	527.34	22.03	143.93
114.11	MISCELLANEOUS	0.00	0.00	0.00	0.00	0.00	114.11
<u>1,200,943.64</u>	TOTAL REVENUES	<u>454,878.39</u>	<u>16.76</u>	<u>285,426.55</u>	<u>91,912.16</u>	<u>78,130.01</u>	<u>16,318.73</u>
	EXPENDITURES:						
	CURRENT:						
277,116.71	GENERAL GOVERNMENT	0.00	0.00	167,116.71	0.00	0.00	0.00
314,277.89	JUDICIAL	0.00	26.80	0.00	78,025.29	71,295.69	0.00
14,513.96	CAPITAL/CONSTRUCTION	0.00	0.00	0.00	0.00	0.00	14,513.96
<u>605,908.56</u>	TOTAL EXPENDITURES	<u>0.00</u>	<u>26.80</u>	<u>167,116.71</u>	<u>78,025.29</u>	<u>71,295.69</u>	<u>14,513.96</u>
595,035.08	EXCESS (DEFICIT) OF REVENUES OVER EXPENDITURES	454,878.39	(10.04)	118,309.84	13,886.87	6,834.32	1,804.77
	OTHER FINANCING SOURCES (USES):						
<u>(459,715.73)</u>	OPERATING TRANSFERS OUT	<u>(454,878.39)</u>	<u>0.00</u>	<u>0.00</u>	<u>0.00</u>	<u>0.00</u>	<u>0.00</u>
135,319.35	EXCESS (DEFICIT) OF REVENUES AND OPERATING TRANSFERS OVER EXPENDITURES	0.00	(10.04)	118,309.84	13,886.87	6,834.32	1,804.77
	FUND BALANCES:						
<u>3,068,718.49</u>	BEGINNING OF PERIOD	<u>0.00</u>	<u>2,859.80</u>	<u>1,230,200.45</u>	<u>769,635.26</u>	<u>25,000.15</u>	<u>202,441.59</u>
<u>\$3,204,037.84</u>	END OF PERIOD	<u>\$0.00</u>	<u>\$2,849.76</u>	<u>\$1,348,510.29</u>	<u>\$783,522.13</u>	<u>\$31,834.47</u>	<u>\$204,246.36</u>

JUSTICE COURT BLDG SECURITY FUND	CHILD ABUSE PREVENTION FUND	FAMILY PROTECTION FUND	GUARDIANSHIP FUND	DRUG & ALCOHOL COURT	COUNTY AND DISTRICT COURT TECHNOLOGY FUND	SPECIALTY COURT FUND	TRUANCY PREVENTION & DIVERSION FUND	LANGUAGE ACCESS FUND
\$4,837.34	\$4,866.09	\$26,205.00	\$61,679.97	\$7,387.16	\$16,553.01	\$73,984.73	\$18,309.31	\$59,811.43
0.00	0.00	0.00	0.00	0.00	0.00	0.00	0.00	0.00
0.00	72.49	37.04	72.03	186.46	128.42	80.01	38.70	11.85
0.00	0.00	0.00	0.00	0.00	0.00	0.00	0.00	0.00
4,837.34	4,938.58	26,242.04	61,752.00	7,573.62	16,681.43	74,064.74	18,348.01	59,823.28
0.00	0.00	0.00	110,000.00	0.00	0.00	0.00	0.00	0.00
0.00	5,000.00	40,470.00	0.00	49,377.11	0.00	70,083.00	0.00	0.00
0.00	0.00	0.00	0.00	0.00	0.00	0.00	0.00	0.00
0.00	5,000.00	40,470.00	110,000.00	49,377.11	0.00	70,083.00	0.00	0.00
4,837.34	(61.42)	(14,227.96)	(48,248.00)	(41,803.49)	16,681.43	3,981.74	18,348.01	59,823.28
(4,837.34)	0.00	0.00	0.00	0.00	0.00	0.00	0.00	0.00
0.00	(61.42)	(14,227.96)	(48,248.00)	(41,803.49)	16,681.43	3,981.74	18,348.01	59,823.28
0.00	99,530.21	45,463.43	106,810.72	260,792.93	171,499.34	109,857.51	44,627.10	0.00
\$0.00	\$99,468.79	\$31,235.47	\$58,562.72	\$218,989.44	\$188,180.77	\$113,839.25	\$62,975.11	\$59,823.28



**TARRANT COUNTY, TEXAS
ENTERPRISE FUNDS
FUND DESCRIPTIONS**

FUND 51100 – RESOURCE CONNECTION

This fund was established to account for activities of the Resource Connection.

FUND 51200 – OIL & GAS ROYALTY FUND


This fund was established to account for proceeds from the lease of County mineral rights on the Resource Connection campus.

TARRANT COUNTY, TEXAS
STATEMENT OF NET POSITION
ENTERPRISE FUNDS
AS OF 3/31/2022

<u>COMBINED TOTAL</u>		<u>RESOURCE CONNECTION</u>	<u>OIL & GAS ROYALTY</u>
ASSETS			
\$4,434,665.16	CASH AND INVESTMENTS	\$2,881,524.07	\$1,553,141.09
21,933.55	OTHER RECEIVABLES (NET)	21,933.55	0.00
6,408.68	PREPAID EXPENSES & INVENTORY	6,408.68	0.00
<u>3,803,489.37</u>	FIXED ASSETS (NET)	<u>3,264,354.69</u>	<u>539,134.68</u>
<u>8,266,496.76</u>	TOTAL ASSETS	<u>6,174,220.99</u>	<u>2,092,275.77</u>
DEFERRED OUTFLOWS OF RESOURCES			
106,410.00	PENSION CONTRIBUTIONS AFTER MEASUREMENT DATE	106,410.00	0.00
7,452.00	DIFFERENCE IN EXPECTED & ACTUAL PENSION EXPERIENCE	7,452.00	0.00
234,544.00	CHANGES IN PENSION ASSUMPTIONS	234,544.00	0.00
95,376.00	CHANGES IN OPEB ASSUMPTIONS	95,376.00	0.00
<u>22,411.00</u>	OPEB CONTRIBUTIONS AFTER MEASUREMENT DATE	<u>22,411.00</u>	<u>0.00</u>
<u>466,193.00</u>	TOTAL DEFERRED OUTFLOWS OF RESOURCES	<u>466,193.00</u>	<u>0.00</u>
LIABILITIES			
44,365.49	ACCOUNTS PAYABLE	44,365.49	0.00
35,358.24	OTHER LIABILITIES	35,358.24	0.00
456,576.89	ADVANCE FROM CAPITAL PROJECTS FUND	456,576.89	0.00
154,437.43	UNEARNED REVENUE	154,437.43	0.00
738,961.00	NET PENSION LIABILITY	738,961.00	0.00
667,689.00	OTHER POST EMPLOYMENT BENEFIT LIABILITY	667,689.00	0.00
<u>128,873.09</u>	COMPENSATED ABSENCES	<u>128,873.09</u>	<u>0.00</u>
<u>2,226,261.14</u>	TOTAL LIABILITIES	<u>2,226,261.14</u>	<u>0.00</u>
DEFERRED INFLOWS OF RESOURCES			
19,559.00	DIFFERENCE IN EXPECTED & ACTUAL PENSION EXPERIENCE	19,559.00	0.00
149,002.00	DIFFERENCE IN PROJECTED & ACTUAL PENSION EARNINGS	149,002.00	0.00
9,868.00	CHANGES IN PENSION ASSUMPTIONS	9,868.00	0.00
114,959.00	DIFFERENCE IN EXPECTED & ACTUAL OPEB EXPERIENCE	114,959.00	0.00
<u>77,401.00</u>	CHANGES IN OPEB ASSUMPTIONS	<u>77,401.00</u>	<u>0.00</u>
<u>370,789.00</u>	TOTAL DEFERRED INFLOWS OF RESOURCES	<u>370,789.00</u>	<u>0.00</u>
NET POSITION			
<u>6,135,639.62</u>	NET POSITION	<u>4,043,363.85</u>	<u>2,092,275.77</u>
<u>\$6,135,639.62</u>	TOTAL NET POSITION	<u>\$4,043,363.85</u>	<u>\$2,092,275.77</u>

TARRANT COUNTY, TEXAS
COMBINING STATEMENT OF REVENUES, EXPENSES
AND CHANGES IN FUND NET POSITION
ENTERPRISE FUNDS
FOR THE SIX (6) MONTHS ENDED 3/31/2022

COMBINED TOTAL		RESOURCE CONNECTION	OIL & GAS ROYALTY
	OPERATING REVENUES:		
\$1,590,516.93	BUILDING RENTALS	\$1,590,516.93	\$0.00
65,242.62	OTHER REVENUES	2,131.98	63,110.64
1,655,759.55	TOTAL OPERATING REVENUES	1,592,648.91	63,110.64
	OPERATING EXPENSES:		
608,624.22	PERSONNEL	608,624.22	0.00
555,188.33	BUILDING AND EQUIPMENT	555,188.33	0.00
155,381.26	DEPRECIATION AND AMORTIZATION	120,340.75	35,040.51
43,944.60	INSURANCE PREMIUMS	43,944.60	0.00
49,686.61	OTHER EXPENSES	49,686.61	0.00
1,412,825.02	TOTAL OPERATING EXPENSES	1,377,784.51	35,040.51
242,934.53	OPERATING INCOME (LOSS)	214,864.40	28,070.13
	NON-OPERATING REVENUE (EXPENSE):		
3,005.68	INTEREST INCOME	1,927.51	1,078.17
245,940.21	NET INCOME (LOSS) BEFORE TRANSFERS	216,791.91	29,148.30
	OPERATING TRANSFERS:		
0.00	OPERATING TRANSFERS IN	0.00	0.00
0.00	OPERATING TRANSFERS OUT	0.00	0.00
245,940.21	NET INCOME (LOSS)	216,791.91	29,148.30
	NET POSITION:		
5,889,699.41	BEGINNING OF PERIOD	3,826,571.94	2,063,127.47
\$6,135,639.62	END OF PERIOD	\$4,043,363.85	\$2,092,275.77



**TARRANT COUNTY, TEXAS
INTERNAL SERVICE FUNDS
FUND DESCRIPTIONS**

FUND 61500 - SELF INSURANCE FUND

This fund was established to account for expenditures of bond proceeds received in fiscal year 1998 for the county self insured general liability claims.

FUND 61900 - WORKERS COMPENSATION

This fund was established to account for workers compensation claims. Prior to the establishment of fund 615, this fund was used for general liability and automobile/property damage claims.

FUND 62100 - COUNTY CLERK PROFESSIONAL LIABILITY FUND

This fund was established to account for the County Clerk's errors and omissions self insurance.

FUND 62200 - DISTRICT CLERK PROFESSIONAL LIABILITY FUND

This fund was established to account for the District Clerk's errors and omissions self insurance.

FUND 65100 - EMPLOYEE BENEFITS FUND

This fund was established to account for Tarrant County employee benefits.

TARRANT COUNTY, TEXAS
STATEMENT OF NET POSITION
INTERNAL SERVICE FUNDS
AS OF 3/31/2022


<u>COMBINED TOTAL</u>		<u>SELF INSURANCE</u>	<u>WORKERS COMPENSATION</u>	<u>COUNTY CLERK PROFESSIONAL LIABILITY</u>
ASSETS				
\$46,990,653.86	CASH AND INVESTMENTS	\$2,977,025.16	\$6,391,400.34	\$717,134.78
794,024.36	OTHER RECEIVABLES	4,980.26	0.00	0.00
<u>386,000.00</u>	PREPAID EXPENSES AND INVENTORY	<u>0.00</u>	<u>140,000.00</u>	<u>0.00</u>
<u>48,170,678.22</u>	TOTAL ASSETS	<u>2,982,005.42</u>	<u>6,531,400.34</u>	<u>717,134.78</u>
LIABILITIES				
756,044.61	ACCOUNTS PAYABLE	85,289.94	24,984.90	0.00
17,171,719.70	OTHER LIABILITIES	656,148.00	12,396,117.00	0.00
<u>0.00</u>	UNEARNED REVENUE	<u>0.00</u>	<u>0.00</u>	<u>0.00</u>
<u>17,927,764.31</u>	TOTAL LIABILITIES	<u>741,437.94</u>	<u>12,421,101.90</u>	<u>0.00</u>
NET POSITION				
<u>30,242,913.91</u>	NET POSITION	<u>2,240,567.48</u>	<u>(5,889,701.56)</u>	<u>717,134.78</u>
<u><u>\$30,242,913.91</u></u>	TOTAL NET POSITION	<u><u>\$2,240,567.48</u></u>	<u><u>(\$5,889,701.56)</u></u>	<u><u>\$717,134.78</u></u>

<u>DISTRICT CLERK PROFESSIONAL LIABILITY</u>	<u>EMPLOYEE BENEFITS</u>
\$558,959.48	\$36,346,134.10
0.00	789,044.10
<u>0.00</u>	<u>246,000.00</u>
<u>558,959.48</u>	<u>37,381,178.20</u>
0.00	645,769.77
0.00	4,119,454.70
<u>0.00</u>	<u>0.00</u>
<u>0.00</u>	<u>4,765,224.47</u>
<u>558,959.48</u>	<u>32,615,953.73</u>
<u>\$558,959.48</u>	<u>\$32,615,953.73</u>


TARRANT COUNTY, TEXAS
COMBINING STATEMENT OF REVENUES, EXPENSES
AND CHANGES IN FUND NET POSITION
INTERNAL SERVICE FUNDS
FOR THE SIX (6) MONTHS ENDED 3/31/2022

<u>COMBINED TOTAL</u>		<u>SELF INSURANCE</u>	<u>WORKERS COMPENSATION</u>	<u>COUNTY CLERK PROFESSIONAL LIABILITY</u>
	OPERATING REVENUES:			
\$11,818,555.54	USER FEES	\$0.00	\$0.00	\$0.00
30,527,780.07	COUNTY CONTRIBUTIONS	0.00	1,451,774.69	0.00
<u>3,804,647.37</u>	OTHER REVENUES	<u>491,643.01</u>	<u>0.00</u>	<u>0.00</u>
46,150,982.98	TOTAL OPERATING REVENUES	491,643.01	1,451,774.69	0.00
	OPERATING EXPENSES:			
79,124.92	BUILDING AND EQUIPMENT	74,314.32	0.00	0.00
39,528,568.55	SELF INSURANCE CLAIMS	95,097.24	1,797,344.34	0.00
3,232,430.07	INSURANCE PREMIUMS	0.00	0.00	0.00
2,058,588.64	ADMINISTRATION	0.00	0.00	0.00
<u>546,040.57</u>	OTHER EXPENSES	<u>39,143.47</u>	<u>185,222.70</u>	<u>0.00</u>
<u>45,444,752.75</u>	TOTAL OPERATING EXPENSES	<u>208,555.03</u>	<u>1,982,567.04</u>	<u>0.00</u>
706,230.23	OPERATING INCOME (LOSS)	283,087.98	(530,792.35)	0.00
	NON-OPERATING REVENUE (EXPENSE):			
<u>32,559.26</u>	INTEREST INCOME	<u>1,869.49</u>	<u>4,294.98</u>	<u>511.97</u>
738,789.49	NET INCOME (LOSS) BEFORE TRANSFERS	284,957.47	(526,497.37)	511.97
	OPERATING TRANSFERS:			
8,500,000.00	OPERATING TRANSFERS IN	1,500,000.00	7,000,000.00	0.00
<u>(7,000,000.00)</u>	OPERATING TRANSFERS OUT	<u>0.00</u>	<u>0.00</u>	<u>0.00</u>
2,238,789.49	NET INCOME (LOSS)	1,784,957.47	6,473,502.63	511.97
	NET POSITION:			
<u>28,004,124.42</u>	BEGINNING OF PERIOD	<u>455,610.01</u>	<u>(12,363,204.19)</u>	<u>716,622.81</u>
<u>\$30,242,913.91</u>	END OF PERIOD	<u>\$2,240,567.48</u>	<u>(\$5,889,701.56)</u>	<u>\$717,134.78</u>

<u>DISTRICT CLERK PROFESSIONAL LIABILITY</u>	<u>EMPLOYEE BENEFITS</u>
\$45.00	\$11,818,510.54
0.00	29,076,005.38
<u>0.00</u>	<u>3,313,004.36</u>
45.00	44,207,520.28
0.00	4,810.60
0.00	37,636,126.97
0.00	3,232,430.07
0.00	2,058,588.64
<u>7,237.44</u>	<u>314,436.96</u>
<u>7,237.44</u>	<u>43,246,393.24</u>
(7,192.44)	961,127.04
<u>403.25</u>	<u>25,479.57</u>
(6,789.19)	986,606.61
0.00	0.00
<u>0.00</u>	<u>(7,000,000.00)</u>
(6,789.19)	(6,013,393.39)
<u>565,748.67</u>	<u>38,629,347.12</u>
<u>\$558,959.48</u>	<u>\$32,615,953.73</u>



TARRANT COUNTY
BUDGETARY INFORMATION



TARRANT COUNTY, TEXAS
SUMMARY BUDGET VERSUS ACTUAL (BUDGET BASIS) REVENUE AND EXPENDITURES
TAX SUPPORTED FUNDS
FOR THE SIX (6) MONTHS ENDED 3/31/2022

	CURRENT MONTH ACTUAL	YTD ACTUAL	BUDGET	PERCENT	LAST YEAR PERCENT
<u>GENERAL FUND</u>					
REVENUES:					
Taxes	\$5,747,879	\$457,553,039	\$463,878,186	98.64%	OVER 100%
Licenses	131,868	627,257	1,055,000	59.46%	45.30%
Fees of Office	28,509,993	49,040,255	58,227,400	84.22%	40.88%
Intergovernmental	1,697,546	11,755,859	23,242,417	50.58%	68.99%
Investment Income	121,177	373,450	230,750	OVER 100%	85.19%
Other Revenues	916,557	4,919,512	7,658,892	64.23%	53.64%
Transfers	115,989	459,716	630,000	72.97%	64.07%
Cash Carryforward		193,046,648	165,313,882		
	<u>\$37,241,009</u>	<u>\$717,775,736</u>	<u>\$720,236,527</u>	<u>99.66%</u>	<u>95.34%</u>
EXPENDITURES:					
Personnel	\$33,265,266.24	\$191,128,778	\$402,277,212	47.51%	48.45%
Other	10,077,664	72,546,097	131,154,751	55.31%	52.95%
Transfers	6,148,653	38,655,497	76,912,729	50.26%	49.35%
Grant Match and Subsidy	9,679	385,950	4,965,505	7.77%	20.34%
Undesignated			31,325,160		
Reserves			73,601,170		
	<u>\$49,501,262</u>	<u>\$302,716,321</u>	<u>\$720,236,527</u>	<u>42.03%</u>	<u>43.64%</u>
<u>ROAD & BRIDGE FUND</u>					
REVENUES:					
Taxes	\$43	\$461	\$0	OVER 100%	OVER 100%
Fees of Office	1,933,200	9,076,840	18,823,950	48.22%	54.77%
Intergovernmental	1,958	52,062	60,400	86.20%	OVER 100%
Investment Income	3,311	12,882	15,000	85.88%	82.95%
Other Revenues	543	122,275	172,000	71.09%	27.54%
Transfers	890,522	5,343,131	10,686,261	50.00%	50.00%
Cash Carryforward		15,059,553	11,481,998		
	<u>\$2,829,577</u>	<u>\$29,667,204</u>	<u>\$41,239,609</u>	<u>71.94%</u>	<u>69.98%</u>
EXPENDITURES:					
Personnel	\$1,856,648	\$10,633,037	\$23,378,165	45.48%	46.63%
Other	893,975	5,397,688	17,207,555	31.37%	27.11%
Grant Match and Subsidy	122,054	122,054	356,100	34.28%	12.41%
Undesignated			297,789		
	<u>\$2,872,677</u>	<u>\$16,152,779</u>	<u>\$41,239,609</u>	<u>39.17%</u>	<u>38.71%</u>
<u>DEBT SERVICE FUND</u>					
REVENUES:					
Taxes	\$418,197	\$32,973,575	\$34,100,247	96.70%	98.13%
Investment Income	5,691	11,450	15,090	75.88%	55.65%
Cash Carryforward		1,708,026	1,614,117		
	<u>\$423,888</u>	<u>\$34,693,051</u>	<u>\$35,729,454</u>	<u>97.10%</u>	<u>98.15%</u>
EXPENDITURES:					
Principal	\$0	\$0	\$27,560,000	0.00%	0.00%
Interest	0	3,329,727	6,659,454	50.00%	50.00%
Other Expenditures	0	1,250	10,000	12.50%	20.83%
Reserves			1,500,000		
	<u>\$0</u>	<u>\$3,330,977</u>	<u>\$35,729,454</u>	<u>9.32%</u>	<u>10.57%</u>

**TARRANT COUNTY, TEXAS
GENERAL FUND FEES OF OFFICE ANALYSIS
FOR THE SIX (6) MONTHS ENDED 3/31/2022
(BUDGET BASIS)**

<u>FEE OFFICE</u>	<u>ACTUAL REVENUE</u>	<u>ANNUAL BUDGET</u>	<u>PERCENT COLLECTED</u>	<u>LAST YEAR PERCENT</u>
Tax Assessor/Collector	\$34,010,726	\$34,364,500	98.97%	26.49%
County Clerk	7,550,255	11,030,500	68.45%	77.29%
Sheriff	223,730	420,500	53.21%	59.81%
Constable 1	324,425	528,000	61.44%	45.89%
Constable 2	422,149	457,000	92.37%	35.99%
Constable 3	256,774	417,000	61.58%	45.20%
Constable 4	206,569	399,000	51.77%	57.30%
Constable 5	224,250	241,000	93.05%	50.84%
Constable 6	214,645	358,000	59.96%	47.06%
Constable 7	327,809	398,000	82.36%	38.77%
Constable 8	369,955	408,000	90.68%	35.79%
District Clerk	2,050,001	4,110,000	49.88%	45.51%
Domestic Relations	582,403	1,088,300	53.51%	47.05%
District Attorney	59,528	84,000	70.87%	40.05%
Justice of Peace 1	103,846	162,000	64.10%	54.85%
Justice of Peace 2	101,784	172,000	59.18%	45.86%
Justice of Peace 3	65,615	153,000	42.89%	55.93%
Justice of Peace 4	72,910	170,000	42.89%	61.59%
Justice of Peace 5	76,438	112,000	68.25%	47.36%
Justice of Peace 6	107,965	202,000	53.45%	58.80%
Justice of Peace 7	122,744	243,000	50.51%	61.49%
Justice of Peace 8	89,549	120,000	74.62%	48.67%
County Courts	12,300	21,600	56.94%	59.95%
Elections	1,365	1,000	OVER 100%	OVER 100%
Medical Examiner	1,306,848	2,340,000	55.85%	67.00%
Other	<u>155,671</u>	<u>227,000</u>	<u>68.58%</u>	<u>56.93%</u>
TOTAL	<u><u>\$49,040,255</u></u>	<u><u>\$58,227,400</u></u>	<u>84.22%</u>	<u>40.88%</u>
RATABLE COLLECTION PERCENTAGE			<u><u>50.00%</u></u>	

**TARRANT COUNTY, TEXAS
BUDGET REPORT
FOR THE SIX (6) MONTHS ENDED 3/31/2022**

GENERAL FUND	CURRENT	ENCUMBRANCES	TOTAL	TOTAL	UNEXPENDED	% BUDGET
	MONTH	AND	EXPENDITURES			
	EXPENDITURES	COMMITMENTS	& COMMITMENTS	BUDGET	BUDGET	USED
County Judge	109,083.17	-	608,612.91	1,315,687.00	707,074.09	46.26%
County Administrator	242,282.39	149,644.58	1,573,257.96	3,355,500.00	1,782,242.04	46.89%
Non-Departmental	7,452,153.20	1,606,987.61	48,062,351.45	100,173,297.00	52,110,945.55	47.98%
Auditor	695,693.18	29,178.80	3,920,786.82	8,204,141.00	4,283,354.18	47.79%
Budget/Risk Management	85,988.87	338.47	485,787.88	997,882.00	512,094.12	48.68%
Tax Assessor / Collector	1,559,731.13	327,753.04	8,746,526.98	17,075,669.00	8,329,142.02	51.22%
Elections Administration	1,225,327.22	475,288.94	5,718,543.73	9,787,733.00	4,069,189.27	58.43%
Information Technology	3,566,686.74	4,552,750.74	26,239,929.23	48,803,561.00	22,563,631.77	53.77%
Human Resources	307,147.69	104,152.61	1,771,906.69	3,845,700.00	2,073,793.31	46.08%
Purchasing	227,824.08	1,785.94	1,321,211.13	2,682,836.00	1,361,624.87	49.25%
Facilities	470,435.78	439,675.14	2,897,140.93	5,772,034.00	2,874,893.07	50.19%
Sheriff	4,585,814.36	606,599.98	27,491,712.54	57,128,642.00	29,636,929.46	48.12%
Sheriff - Confinement	9,364,818.51	6,192,192.33	57,998,723.64	100,764,569.00	42,765,845.36	57.56%
Constable Precinct 1	130,238.04	1,123.16	740,144.78	1,484,478.00	744,333.22	49.86%
Constable Precinct 2	114,900.58	11,433.31	689,694.48	1,381,567.00	691,872.52	49.92%
Constable Precinct 3	144,694.89	15,944.07	821,925.22	1,664,930.00	843,004.78	49.37%
Constable Precinct 4	114,565.04	3,725.74	615,891.82	1,229,113.00	613,221.18	50.11%
Constable Precinct 5	82,318.59	7,418.37	473,847.97	1,100,275.00	626,427.03	43.07%
Constable Precinct 6	89,346.05	11,227.27	518,561.68	1,078,267.00	559,705.32	48.09%
Constable Precinct 7	130,137.45	6,820.18	739,191.36	1,574,409.00	835,217.64	46.95%
Constable Precinct 8	120,517.70	17,395.67	686,996.11	1,439,446.00	752,449.89	47.73%
Medical Examiner	1,021,804.93	284,204.03	6,244,261.90	14,589,467.00	8,345,205.10	42.80%
Fire Marshal	41,677.05	596.00	236,607.97	477,837.00	241,229.03	49.52%
Community Supervision	203,182.45	-	1,482,674.00	3,770,083.00	2,287,409.00	39.33%
Juvenile Services	1,781,202.68	1,249,969.82	11,539,934.45	23,313,732.00	11,773,797.55	49.50%
Buildings	2,045,479.09	4,478,542.18	14,808,693.70	26,688,815.00	11,880,121.30	55.49%
17TH District Court	27,415.84	903.22	155,893.08	314,519.00	158,625.92	49.57%
48TH District Court	27,244.80	7.21	150,919.67	314,978.00	164,058.33	47.91%
67TH District Court	26,749.88	200.59	151,994.16	311,787.00	159,792.84	48.75%
96TH District Court	27,366.40	-	154,711.51	313,409.00	158,697.49	49.36%
141ST District Court	26,330.92	-	169,739.06	311,100.00	141,360.94	54.56%
153RD District Court	27,820.55	-	158,199.74	324,322.00	166,122.26	48.78%
236TH District Court	27,276.06	1,920.24	155,595.28	320,116.00	164,520.72	48.61%
342ND District Court	26,656.11	237.78	166,689.75	316,769.00	150,079.25	52.62%
348TH District Court	26,278.73	5.34	185,028.43	312,183.00	127,154.57	59.27%
352ND District Court	26,679.65	-	152,728.08	310,748.00	158,019.92	49.15%
Criminal District Court 1	168,603.40	229.60	855,348.15	2,426,013.00	1,570,664.85	35.26%
Criminal District Court 2	146,009.90	-	711,185.40	2,042,930.00	1,331,744.60	34.81%
Criminal District Court 3	152,763.45	102.12	835,768.08	2,029,582.00	1,193,813.92	41.18%
Criminal District Court 4	107,080.11	-	625,579.26	1,949,274.00	1,323,694.74	32.09%
213TH District Court	461,111.56	-	1,459,165.49	2,422,581.00	963,415.51	60.23%
297TH District Court	141,368.56	519.72	831,493.62	1,993,127.00	1,161,633.38	41.72%
371ST District Court	106,796.48	-	864,800.47	2,371,918.00	1,507,117.53	36.46%
372ND District Court	155,803.97	215.73	878,818.77	2,109,818.00	1,230,999.23	41.65%
396TH District Court	228,100.95	262.40	1,039,792.16	2,656,541.00	1,616,748.84	39.14%
432ND District Court	175,347.26	45.86	1,021,649.40	2,416,249.00	1,394,599.60	42.28%
485TH District Court	80,329.03	-	150,289.91	2,267,103.00	2,116,813.09	6.63%
Magistrate Court	210,672.94	-	1,201,566.69	2,574,933.00	1,373,366.31	46.66%
231ST District Court	99,197.13	159.40	475,353.46	1,109,278.00	633,924.54	42.85%
233RD District Court	149,468.20	-	849,187.98	1,783,884.00	934,696.02	47.60%
322ND District Court	63,196.52	-	471,879.01	1,061,249.00	589,369.99	44.46%
323RD District Court	196,127.66	1,000.00	872,254.13	2,522,517.00	1,650,262.87	34.58%
324TH District Court	90,916.28	54.09	538,900.64	1,158,476.00	619,575.36	46.52%
325TH District Court	71,116.10	1,520.23	508,438.36	1,083,402.00	574,963.64	46.93%
360TH District Court	141,016.24	18.66	651,397.68	1,449,219.00	797,821.32	44.95%
Special Judges	31,523.56	-	128,833.42	283,397.00	154,563.58	45.46%
Criminal Court Administration	389,695.13	12,217.27	2,129,919.33	4,197,228.00	2,067,308.67	50.75%
Grand Jury	19,709.19	-	112,333.14	226,153.00	113,819.86	49.67%
Criminal Attorney Appointment	35,139.86	-	195,324.84	423,991.00	228,666.16	46.07%
Criminal Mental Health Court	69,913.68	22,104.96	368,919.68	826,951.00	458,031.32	44.61%
County Court at Law #1	56,666.07	-	322,416.28	660,926.00	338,509.72	48.78%
County Court at Law #2	57,101.15	-	319,729.63	653,377.00	333,647.37	48.93%
County Court at Law #3	55,196.81	164.00	313,877.51	651,409.00	337,531.49	48.18%
County Criminal Court 1	97,477.48	17.37	555,731.83	1,126,484.00	570,752.17	49.33%

**TARRANT COUNTY, TEXAS
BUDGET REPORT
FOR THE SIX (6) MONTHS ENDED 3/31/2022**

	<u>CURRENT MONTH EXPENDITURES</u>	<u>ENCUMBRANCES AND COMMITMENTS</u>	<u>TOTAL EXPENDITURES & COMMITMENTS</u>	<u>TOTAL BUDGET</u>	<u>UNEXPENDED BUDGET</u>	<u>% BUDGET USED</u>
GENERAL FUND (cont'd)						
County Criminal Court 2	106,286.57	-	536,911.65	1,113,640.00	576,728.35	48.21%
County Criminal Court 3	72,699.32	260.00	497,169.80	1,069,418.00	572,248.20	46.49%
County Criminal Court 4	89,558.45	-	492,756.06	1,046,286.00	553,529.94	47.10%
County Criminal Court 5	118,370.30	59,415.83	652,679.55	1,309,761.00	657,081.45	49.83%
County Criminal Court 6	81,817.60	-	454,166.20	872,182.00	418,015.80	52.07%
County Criminal Court 7	122,407.49	-	466,639.67	919,831.00	453,191.33	50.73%
County Criminal Court 8	124,940.46	98.02	482,615.26	897,699.00	415,083.74	53.76%
County Criminal Court 9	78,321.49	-	424,771.69	905,317.00	480,545.31	46.92%
County Criminal Court 10	51,834.79	-	320,341.62	826,385.00	506,043.38	38.76%
Probate Court 1	183,021.23	-	1,298,935.96	2,533,083.00	1,234,147.04	51.28%
Probate Court 2	161,103.50	24.49	1,222,874.11	2,250,166.00	1,027,291.89	54.35%
Justice of the Peace Pct 1	71,135.76	2,281.77	414,815.64	899,561.00	484,745.36	46.11%
Justice of the Peace Pct 2	76,624.25	5,791.99	424,039.47	892,928.00	468,888.53	47.49%
Justice of the Peace Pct 3	80,780.61	10,591.92	453,981.88	927,300.00	473,318.12	48.96%
Justice of the Peace Pct 4	77,648.05	5,708.01	449,834.07	860,211.00	410,376.93	52.29%
Justice of the Peace Pct 5	63,771.64	5,997.97	394,330.71	757,833.00	363,502.29	52.03%
Justice of the Peace Pct 6	82,164.53	5,644.13	438,591.64	903,244.00	464,652.36	48.56%
Justice of the Peace Pct 7	74,638.14	-	455,730.49	953,201.00	497,470.51	47.81%
Justice of the Peace Pct 8	74,525.01	6,955.44	419,139.99	865,965.00	446,825.01	48.40%
Crim District Attorney	3,833,922.88	224,607.74	21,995,162.94	47,262,476.00	25,267,313.06	46.54%
District Clerk	1,052,726.27	31,266.91	5,848,616.52	12,515,011.00	6,666,394.48	46.73%
County Clerk	1,058,942.63	64,358.56	5,899,811.32	13,437,277.00	7,537,465.68	43.91%
Domestic Relations	691,351.75	5,915.11	3,951,367.50	8,594,388.00	4,643,020.50	45.98%
Jury Services	130,588.25	227,343.00	1,066,850.64	2,140,187.00	1,073,336.36	49.85%
Courts / Judiciary	40,367.75	-	358,395.18	6,285,731.00	5,927,335.82	5.70%
Human Services	280,571.44	32,221.23	1,532,824.30	4,605,455.00	3,072,630.70	33.28%
Child Protective Services	542,470.75	1,595,566.00	2,231,256.94	2,441,413.00	210,156.06	91.39%
Public Assistance	8,836.12	56,969.46	1,092,852.25	1,345,695.00	252,842.75	81.21%
Texas AgriLife Extension	56,822.31	250.81	347,517.92	780,224.00	432,706.08	44.54%
Veterans Services	49,633.54	12.05	268,520.02	550,165.00	281,644.98	48.81%
Historical Commission	13,381.59	15.13	110,500.04	255,048.00	144,547.96	43.33%
10010-2022 General Fund - Cash Match						
Sheriff	306.08	-	58,785.20	101,537.00	42,751.80	57.90%
Criminal Court Administration	-	-	-	8,000.00	8,000.00	0.00%
Criminal District Attorney	-	-	-	329,029.00	329,029.00	0.00%
Historical Commission	-	-	-	39,500.00	39,500.00	0.00%
10020-2022 General Fund - Operating Subsidy						
County Administrator	1,623.91	-	9,743.46	20,000.00	10,256.54	48.72%
Sheriff	1,213.70	-	1,213.70	102,000.00	100,786.30	1.19%
Juvenile Services	1,487.73	5,238.18	289,476.55	4,221,645.00	3,932,168.45	6.86%
Criminal Court Administration	-	-	-	75,000.00	75,000.00	0.00%
Criminal District Attorney	5,048.05	-	26,731.06	68,794.00	42,062.94	38.86%
SUBTOTAL	49,501,262.41	22,963,187.52	302,716,321.41	615,310,197.00	312,593,875.59	49.20%
UNDESIGNATED				31,325,160.00	31,325,160.00	
RESERVES				73,601,170.00	73,601,170.00	
FUND TOTAL	\$ 49,501,262.41	\$ 22,963,187.52	\$ 302,716,321.41	\$ 720,236,527.00	\$ 417,520,205.59	42.03%

**TARRANT COUNTY, TEXAS
BUDGET REPORT
FOR THE SIX (6) MONTHS ENDED 3/31/2022**

	<u>CURRENT MONTH EXPENDITURES</u>	<u>ENCUMBRANCES AND COMMITMENTS</u>	<u>TOTAL EXPENDITURES ENCUMBRANCES & COMMITMENTS</u>	<u>TOTAL BUDGET</u>	<u>UNEXPENDED BUDGET</u>	<u>% BUDGET USED</u>
ROAD AND BRIDGE (26100)						
Commissioner Precinct 1	960,501.36	413,240.30	4,678,349.76	10,049,038.00	5,370,688.24	46.56%
Commissioner Precinct 2	451,264.52	355,302.61	2,626,202.52	5,613,573.00	2,987,370.48	46.78%
Commissioner Precinct 3	406,821.46	101,826.21	2,373,820.39	5,339,999.00	2,966,178.61	44.45%
Commissioner Precinct 4	602,339.52	641,474.76	4,047,467.59	8,623,497.00	4,576,029.41	46.94%
Right of Way	35,834.53	-	173,664.70	5,711,960.00	5,538,295.30	3.04%
Transportation	274,724.06	531,280.50	1,914,549.07	4,519,941.00	2,605,391.93	42.36%
Road & Bridge Non-Department	19,137.63	5,808.00	216,670.79	727,712.00	511,041.21	29.77%
26110-2022 Road & Bridge Grant Match						
Transportation	122,053.91	-	122,053.91	356,100.00	234,046.09	34.28%
SUBTOTAL	<u>2,872,676.99</u>	<u>2,048,932.38</u>	<u>16,152,778.73</u>	<u>40,941,820.00</u>	<u>24,789,041.27</u>	<u>39.45%</u>
UNDESIGNATED				297,789.00	297,789.00	
FUND TOTAL	<u>\$ 2,872,676.99</u>	<u>\$ 2,048,932.38</u>	<u>\$ 16,152,778.73</u>	<u>\$ 41,239,609.00</u>	<u>\$ 25,086,830.27</u>	<u>39.17%</u>
DEBT SERVICE (32100)						
Interest and Sinking	-	-	3,330,977.00	34,229,454.00	30,898,477.00	9.73%
RESERVES				1,500,000.00	1,500,000.00	
FUND TOTAL	<u>\$ -</u>	<u>\$ -</u>	<u>\$ 3,330,977.00</u>	<u>\$ 35,729,454.00</u>	<u>\$ 32,398,477.00</u>	<u>9.32%</u>

TARRANT COUNTY, TEXAS
SPECIAL BUDGETS
BUDGET VERSUS ACTUAL (BUDGET BASIS) REVENUE
FOR THE SIX (6) MONTHS ENDED 3/31/2022

<u>FUND #</u>	<u>FUND NAME</u>	<u>ACTUAL REVENUE</u>	<u>BUDGETED REVENUE</u>	<u>PERCENT COLLECTED</u>
21100	Records Preservation/Automation-Filing	\$ 1,527,209	\$ 3,057,200	49.95%
21200	Records Preservation/Automation-Conviction	77,490	84,720	91.47%
21300	Records Preservation/Restoration	1,151,201	2,012,000	57.22%
21400	Court Record Preservation Fund	111,792	87,600	OVER 100%
21500	District Court Records Technology Fund	79,021	60,120	OVER 100%
21600	District Clerk Record Mgt & Preservation	232,127	506,240	45.85%
22100	Courthouse Security Fund	454,878	600,000	75.81%
22300	Consumer Health Fund	471,743	995,360	47.39%
22500	Alternative Dispute Resolution	285,427	601,200	47.48%
22600	Probate Contributions Fund	91,912	80,600	OVER 100%
22700	Justice Court Technology Fund	16,319	27,090	60.24%
22800	Justice Court Building Security	4,837	7,660	63.15%
22900	Child Abuse Prevention Fund	4,939	6,500	75.98%
23000	Family Protection	26,242	25,024	OVER 100%
23100	Guardianship	61,752	105,048	58.78%
23200	Drug & Alcohol Court	7,574	6,240	OVER 100%
23300	County and District Court Technology Fund	16,681	26,120	63.86%
23400	Specialty Courts Fund	74,065	80,100	92.47%
23500	Truancy Prevention and Diversion Fund	18,348	28,380	64.65%
23600	Language Access	59,823	-	OVER 100%
24100	Law Library	610,384	1,195,960	51.04%
24200	Education Fund	82,802	92,657	89.36%
24300	Appellate Judicial System	78,130	155,024	50.40%
25100	Vehicle Inventory Tax	31,222	101,740	30.69%
45100	Non-Debt Capital	23,710,405	45,737,385	51.84%
45400	Capital Replacement Fund (Non-Debt)	7,502,850	15,000,000	50.02%
45500	Court Facility	155,801	-	OVER 100%
47600	2006 Bond Election - Buildings	7,243	10,000	72.43%
47700	2006 Bond Election - Transportation	19,811	30,000	66.04%
51100	Resource Connection	1,594,576	3,272,160	48.73%
51200	Oil & Gas Royalty Resource Connection	64,189	51,200	OVER 100%
61500	Self Insurance	1,993,513	1,501,800	OVER 100%
61900	Workers Compensation	8,456,070	9,908,534	85.34%
62100	County Clerk Professional Liability	512	480	OVER 100%
62200	District Clerk Professional Liability	448	360	OVER 100%
65100	Employee Group Insurance - Medical	44,233,000	87,548,000	50.52%
D6200	DA Restitution Collection Fee	542	-	OVER 100%
D8700	CDA State Forfeiture	322,900	1,440	OVER 100%
D8800	CDA Federal Forfeiture Justice Funds	6,880	72	OVER 100%
G1100	8TH Admin Judicial Region	61,969	133,000	46.59%
S8700	Sheriff's Inmate Commissary Fund	1,381,679	1,624,560	85.05%
S9300	Combined Narcotics Enforcement Team	61,079	300,000	20.36%
S9500	Sheriff Federal Forfeiture-Treasury Funds	20,791	144	OVER 100%
S9600	Sheriff Federal Forfeiture-Non DEA	18,578	168	OVER 100%
S9700	Sheriff Federal Forfeiture-Justice Funds	72,605	120	OVER 100%
T0400	Public Health	7,202,148	13,451,532	53.54%
T0450	Public Health 1115 Waiver	1,282,849	-	OVER 100%
T0500	Section 125 Forfeitures	2,427	1,740	OVER 100%
T0600	Children's Home Fund	699	1,060	65.98%
T0700	Bail Bond Board	4,500	11,500	39.13%
T0800	TDPRS - Title IVE	101	96	OVER 100%
T0900	Constable Forfeiture	1,886	12	OVER 100%
T1000	Juvenile Probation District	11,484	18,200	63.10%
T1100	Unclaimed Juvenile Restitution	8	-	OVER 100%
T1300	Deferred Prosecution Program	20,275	22,340	90.76%
T2000	Historical Commission	3	-	OVER 100%
T2100	Historical Comm Archives	11	12	93.33%
T2300	Cemetery Fund	29	36	81.50%
T2600	Unclaimed Electrific Coop Credits	2,084	2,400	86.85%
T2900	Fire Marshal Code	63,783	98,000	65.08%
T3000	DA - JPS Contract	338,902	677,804	50.00%

TARRANT COUNTY, TEXAS
SPECIAL BUDGETS
BUDGET VERSUS ACTUAL (BUDGET BASIS) REVENUE
FOR THE SIX (6) MONTHS ENDED 3/31/2022

FUND #	FUND NAME	ACTUAL REVENUE	BUDGETED REVENUE	PERCENT COLLECTED
T3100	Emergency Services District #1	39,896	94,000	42.44%
T3300	CSCD Bond Supervision Unit	2,203,699	4,661,235	47.28%
T3400	Courts Drug Program	19,694	11,157	OVER 100%
T3700	Medical Examiner Conference Fund	21	24	88.71%
T4100	PMC Insured - 340B	4,961,382	9,112,000	54.45%
T5200	Miscellaneous Donations-Juvenile Probation	1,535	524	OVER 100%
T5350	Donations Emergency Management	5	8	65.00%
T5600	Miscellaneous Donations - Human Services	29	12	OVER 100%
T5640	Human Services - Reliant Energy	12,510	10,000	OVER 100%
T5642	Human Services - Cirro	1	-	OVER 100%
T5700	Miscellaneous Donations-CPS	12,148	4,012	OVER 100%
T5800	Miscellaneous Donations-Health Dept	26	24	OVER 100%
T5960	Miscellaneous Donations-Veteran Court Program	4,703	3,024	OVER 100%
T6000	Miscellaneous Donations-Family Court	1,517	500	OVER 100%
T6100	Miscellaneous Donations-CRCG	20,031	24	OVER 100%
T6200	Miscellaneous Donations-Peace Officers Memorial	11,003	72	OVER 100%
T7000	Sheriff's Employee Recognition and Award	1	-	OVER 100%
T7100	Contract Elections	24,367	1,850,000	1.32%
T7300	Elections Chapter 19	39	-	OVER 100%
T8500	Opioid Epidemic Settlement	510,031	-	OVER 100%

**TARRANT COUNTY, TEXAS
BUDGET REPORT
FOR THE SIX (6) MONTHS ENDED 3/31/2022**

	<u>CURRENT MONTH EXPENDITURES</u>	<u>ENCUMBRANCES AND COMMITMENTS</u>	<u>TOTAL EXPENDITURES ENCUMBRANCES & COMMITMENTS</u>	<u>TOTAL BUDGET</u>	<u>UNEXPENDED BUDGET</u>	<u>% BUDGET USED</u>
RECORDS PRESERVATION & AUTOMATION - FILINGS (21100)						
Information Technology	-	25,000.00	25,000.00	25,000.00	-	100.00%
County Clerk	119,205.92	165,498.80	1,266,962.38	12,140,459.00	10,873,496.62	10.44%
FUND TOTAL	<u>\$ 119,205.92</u>	<u>\$ 190,498.80</u>	<u>\$ 1,291,962.38</u>	<u>\$ 12,165,459.00</u>	<u>\$ 10,873,496.62</u>	<u>10.62%</u>
RECORDS PRESERVATION & AUTOMATION - CONVICTIONS (21200)						
Information Technology	39,818.42	-	205,555.36	436,835.00	231,279.64	47.06%
FUND TOTAL	<u>\$ 39,818.42</u>	<u>\$ -</u>	<u>\$ 205,555.36</u>	<u>\$ 436,835.00</u>	<u>\$ 231,279.64</u>	<u>47.06%</u>
RECORDS PRESERVATION & RESTORATION (21300)						
County Clerk	50,677.07	35,485.74	327,742.99	14,197,298.00	13,869,555.01	2.31%
FUND TOTAL	<u>\$ 50,677.07</u>	<u>\$ 35,485.74</u>	<u>\$ 327,742.99</u>	<u>\$ 14,197,298.00</u>	<u>\$ 13,869,555.01</u>	<u>2.31%</u>
COURT RECORD PRESERVATION FUND (21400)						
Information Technology	-	-	-	931,043.00	931,043.00	0.00%
District Clerk	31,697.62	-	179,077.96	386,896.00	207,818.04	46.29%
FUND TOTAL	<u>\$ 31,697.62</u>	<u>\$ -</u>	<u>\$ 179,077.96</u>	<u>\$ 1,317,939.00</u>	<u>\$ 1,138,861.04</u>	<u>13.59%</u>
DISTRICT COURT RECORD TECHNOLOGY FUND (21500)						
District Clerk	33,415.51	-	197,087.14	152,121.00	(44,966.14)	129.56%
FUND TOTAL	<u>\$ 33,415.51</u>	<u>\$ -</u>	<u>\$ 197,087.14</u>	<u>\$ 152,121.00</u>	<u>\$ (44,966.14)</u>	<u>129.56%</u>
DISTRICT CLERK RECORD MANAGEMENT & PRESERVATION FUND (21600)						
District Clerk	14.76	12,268.68	12,309.80	804,266.00	791,956.20	1.53%
FUND TOTAL	<u>\$ 14.76</u>	<u>\$ 12,268.68</u>	<u>\$ 12,309.80</u>	<u>\$ 804,266.00</u>	<u>\$ 791,956.20</u>	<u>1.53%</u>
COURTHOUSE SECURITY FUND (22100)						
Non-Departmental	115,051.87	-	454,878.39	600,000.00	145,121.61	75.81%
FUND TOTAL	<u>\$ 115,051.87</u>	<u>\$ -</u>	<u>\$ 454,878.39</u>	<u>\$ 600,000.00</u>	<u>\$ 145,121.61</u>	<u>75.81%</u>
CONSUMER HEALTH FUND (22300)						
Public Health	83,148.68	-	500,791.35	1,255,681.00	754,889.65	39.88%
FUND TOTAL	<u>\$ 83,148.68</u>	<u>\$ -</u>	<u>\$ 500,791.35</u>	<u>\$ 1,255,681.00</u>	<u>\$ 754,889.65</u>	<u>39.88%</u>
JUVENILE DELINQUENCY PREVENTION (22400)						
Juvenile Services	-	-	-	2,859.00	2,859.00	0.00%
FUND TOTAL	<u>\$ -</u>	<u>\$ -</u>	<u>\$ -</u>	<u>\$ 2,859.00</u>	<u>\$ 2,859.00</u>	<u>0.00%</u>

**TARRANT COUNTY, TEXAS
BUDGET REPORT
FOR THE SIX (6) MONTHS ENDED 3/31/2022**

	<u>CURRENT MONTH EXPENDITURES</u>	<u>ENCUMBRANCES AND COMMITMENTS</u>	<u>TOTAL EXPENDITURES ENCUMBRANCES & COMMITMENTS</u>	<u>TOTAL BUDGET</u>	<u>UNEXPENDED BUDGET</u>	<u>% BUDGET USED</u>
ADRS (22500)						
County Administrator	28,596.08	19,798.30	172,465.01	1,803,979.00	1,631,513.99	9.56%
FUND TOTAL	<u>\$ 28,596.08</u>	<u>\$ 19,798.30</u>	<u>\$ 172,465.01</u>	<u>\$ 1,803,979.00</u>	<u>\$ 1,631,513.99</u>	<u>9.56%</u>
PROBATE CONTRIBUTIONS FUND (22600)						
Probate Court 1	4,550.41	-	37,830.61	408,137.00	370,306.39	9.27%
Probate Court 2	4,948.64	-	40,194.68	290,699.00	250,504.32	13.83%
FUND TOTAL	<u>\$ 9,499.05</u>	<u>\$ -</u>	<u>\$ 78,025.29</u>	<u>\$ 698,836.00</u>	<u>\$ 620,810.71</u>	<u>11.17%</u>
JUSTICE COURT TECHNOLOGY FUND (22700)						
Information Technology	-	18,616.09	19,745.05	204,310.00	184,564.95	9.66%
FUND TOTAL	<u>\$ -</u>	<u>\$ 18,616.09</u>	<u>\$ 19,745.05</u>	<u>\$ 204,310.00</u>	<u>\$ 184,564.95</u>	<u>9.66%</u>
JUSTICE COURT BLDG SECURITY (22800)						
Non-Departmental	936.80	-	4,837.34	7,660.00	2,822.66	63.15%
FUND TOTAL	<u>\$ 936.80</u>	<u>\$ -</u>	<u>\$ 4,837.34</u>	<u>\$ 7,660.00</u>	<u>\$ 2,822.66</u>	<u>63.15%</u>
CHILD ABUSE PREVENTION FUND (22900)						
Non-Departmental	-	-	-	17,213.00	17,213.00	0.00%
233RD District Court	-	-	5,000.00	5,000.00	-	100.00%
Public Health	-	-	-	82,500.00	82,500.00	0.00%
FUND TOTAL	<u>\$ -</u>	<u>\$ -</u>	<u>\$ 5,000.00</u>	<u>\$ 104,713.00</u>	<u>\$ 99,713.00</u>	<u>4.77%</u>
FAMILY PROTECTION (23000)						
233RD District Court	-	-	40,470.00	40,470.00	-	100.00%
FUND TOTAL	<u>\$ -</u>	<u>\$ -</u>	<u>\$ 40,470.00</u>	<u>\$ 40,470.00</u>	<u>\$ -</u>	<u>100.00%</u>
GUARDIANSHIP (23100)						
Non-Departmental	-	-	110,000.00	189,060.00	79,060.00	58.18%
FUND TOTAL	<u>\$ -</u>	<u>\$ -</u>	<u>\$ 110,000.00</u>	<u>\$ 189,060.00</u>	<u>\$ 79,060.00</u>	<u>58.18%</u>
DRUG & ALCOHOL COURT (23200)						
233RD District Court	20,911.00	123,538.00	170,462.00	203,045.00	32,583.00	83.95%
Criminal Court Administration	840.61	-	2,453.11	5,000.00	2,546.89	49.06%
FUND TOTAL	<u>\$ 21,751.61</u>	<u>\$ 123,538.00</u>	<u>\$ 172,915.11</u>	<u>\$ 208,045.00</u>	<u>\$ 35,129.89</u>	<u>83.11%</u>
COUNTY & DISTRICT COURT TECHNOLOGY FUND (23300)						
Information Technology	-	-	-	186,612.00	186,612.00	0.00%
FUND TOTAL	<u>\$ -</u>	<u>\$ -</u>	<u>\$ -</u>	<u>\$ 186,612.00</u>	<u>\$ 186,612.00</u>	<u>0.00%</u>
SPECIALTY COURTS FUND (23400)						
Criminal Court Administration	13,900.40	23,162.50	93,245.50	200,962.00	107,716.50	46.40%
FUND TOTAL	<u>\$ 13,900.40</u>	<u>\$ 23,162.50</u>	<u>\$ 93,245.50</u>	<u>\$ 200,962.00</u>	<u>\$ 107,716.50</u>	<u>46.40%</u>

**TARRANT COUNTY, TEXAS
BUDGET REPORT
FOR THE SIX (6) MONTHS ENDED 3/31/2022**

	<u>CURRENT MONTH EXPENDITURES</u>	<u>ENCUMBRANCES AND COMMITMENTS</u>	<u>TOTAL EXPENDITURES ENCUMBRANCES & COMMITMENTS</u>	<u>TOTAL BUDGET</u>	<u>UNEXPENDED BUDGET</u>	<u>% BUDGET USED</u>
TRUANCY PREVENTION AND DIVERSION FUND (23500)						
233RD District Court	-	-	-	72,672.00	72,672.00	0.00%
FUND TOTAL	<u>\$ -</u>	<u>\$ -</u>	<u>\$ -</u>	<u>\$ 72,672.00</u>	<u>\$ 72,672.00</u>	<u>0.00%</u>
LAW LIBRARY (24100)						
Law Library	96,302.64	142,244.02	642,722.83	1,954,394.00	1,311,671.17	32.89%
Judicial Law Library	11,919.04	51,547.28	120,925.84	175,000.00	54,074.16	69.10%
FUND TOTAL	<u>\$ 108,221.68</u>	<u>\$ 193,791.30</u>	<u>\$ 763,648.67</u>	<u>\$ 2,129,394.00</u>	<u>\$ 1,365,745.33</u>	<u>35.86%</u>
EDUCATION FUND (24200)						
Sheriff	16,437.25	9,130.00	40,420.29	150,213.00	109,792.71	26.91%
Sheriff - Confinement	-	-	(429.19)	68,580.00	69,009.19	-0.63%
Constable Precinct 1	-	-	-	1,355.00	1,355.00	0.00%
Constable Precinct 2	-	-	-	8,804.00	8,804.00	0.00%
Constable Precinct 3	-	-	-	3,406.00	3,406.00	0.00%
Constable Precinct 4	-	-	-	11,689.00	11,689.00	0.00%
Constable Precinct 5	-	-	-	8,435.00	8,435.00	0.00%
Constable Precinct 6	-	-	-	10,793.00	10,793.00	0.00%
Constable Precinct 7	-	-	-	10,365.00	10,365.00	0.00%
Constable Precinct 8	-	-	-	2,821.00	2,821.00	0.00%
Fire Marshal	-	-	-	642.00	642.00	0.00%
Probate Court 1	835.14	-	1,738.72	67,522.00	65,783.28	2.58%
Probate Court 2	-	-	2,606.15	60,845.00	58,238.85	4.28%
Crim District Attorney	-	-	-	2,610.00	2,610.00	0.00%
FUND TOTAL	<u>\$ 17,272.39</u>	<u>\$ 9,130.00</u>	<u>\$ 44,335.97</u>	<u>\$ 408,080.00</u>	<u>\$ 363,744.03</u>	<u>10.86%</u>
APPELLATE JUDICIAL SYSTEM (24300)						
Appeals Court	12,078.94	-	71,295.69	180,024.00	108,728.31	39.60%
FUND TOTAL	<u>\$ 12,078.94</u>	<u>\$ -</u>	<u>\$ 71,295.69</u>	<u>\$ 180,024.00</u>	<u>\$ 108,728.31</u>	<u>39.60%</u>
VEHICLE INVENTORY TAX (25100)						
Tax Assessor / Collector	7,701.53	-	43,679.04	1,846,801.00	1,803,121.96	2.37%
FUND TOTAL	<u>\$ 7,701.53</u>	<u>\$ -</u>	<u>\$ 43,679.04</u>	<u>\$ 1,846,801.00</u>	<u>\$ 1,803,121.96</u>	<u>2.37%</u>
NON-DEBT CAPITAL (45100)						
County Judge	-	-	-	1,470.00	1,470.00	0.00%
County Administrator	-	2,388.36	2,388.36	30,079.00	27,690.64	7.94%
Non-Departmental	3,611.25	-	3,611.25	3,577,294.00	3,573,682.75	0.10%
Auditor	-	-	3,678.71	3,680.00	1.29	99.96%
Tax Assessor / Collector	-	2,579.85	3,255.16	10,500.00	7,244.84	31.00%
Elections Administration	111,144.00	279,594.00	453,472.30	1,586,036.00	1,132,563.70	28.59%
Information Technology	454,287.78	4,155,106.84	9,842,608.30	21,983,684.00	12,141,075.70	44.77%
Human Resources	-	162.21	2,535.50	5,652.00	3,116.50	44.86%
Purchasing	-	30,996.30	31,650.31	32,797.00	1,146.69	96.50%
Facilities	2,723.00	605,244.19	608,592.74	1,230,325.00	621,732.26	49.47%
Sheriff	26,810.36	129,641.93	263,786.40	337,977.00	74,190.60	78.05%
Sheriff - Confinement	-	67,971.07	388,894.39	393,200.00	4,305.61	98.90%
Constable Precinct 2	-	-	3,228.00	3,385.00	157.00	95.36%
Constable Precinct 7	-	-	-	2,345.00	2,345.00	0.00%
Constable Precinct 8	-	-	-	1,800.00	1,800.00	0.00%
Medical Examiner	-	-	385,897.79	443,145.00	57,247.21	87.08%
Community Supervision	-	-	3,455.94	24,452.00	20,996.06	14.13%
Juvenile Services	-	21,187.76	43,930.00	44,984.00	1,054.00	97.66%
Buildings	172,384.29	5,970,345.47	6,563,807.27	69,475,978.00	62,912,170.73	9.45%
48TH District Court	384.00	-	384.00	384.00	-	100.00%

**TARRANT COUNTY, TEXAS
BUDGET REPORT
FOR THE SIX (6) MONTHS ENDED 3/31/2022**

	<u>CURRENT MONTH EXPENDITURES</u>	<u>ENCUMBRANCES AND COMMITMENTS</u>	<u>TOTAL EXPENDITURES & COMMITMENTS</u>	<u>TOTAL BUDGET</u>	<u>UNEXPENDED BUDGET</u>	<u>% BUDGET USED</u>
NON-DEBT CAPITAL (45100) (cont'd)						
322ND District Court	1,290.00	-	1,290.00	1,290.00	-	100.00%
Criminal Court Administration	-	1,512.00	8,758.00	11,600.00	2,842.00	75.50%
Probate Court 1	-	-	-	9,700.00	9,700.00	0.00%
Probate Court 2	-	-	355.55	360.00	4.45	98.76%
Justice of the Peace Pct 2	1,422.00	-	1,422.00	1,544.00	122.00	92.10%
Justice of the Peace Pct 4	-	-	1,542.50	1,544.00	1.50	99.90%
Justice of the Peace Pct 8	-	1,542.50	1,542.50	1,544.00	1.50	99.90%
Crim District Attorney	12,489.98	40,343.39	121,362.80	124,104.00	2,741.20	97.79%
District Clerk	-	-	3,125.32	5,000.00	1,874.68	62.51%
County Clerk	-	4,257.20	9,626.53	17,150.00	7,523.47	56.13%
Domestic Relations	-	-	1,037.34	1,612.00	574.66	64.35%
Courts / Judiciary	-	-	-	72,766.00	72,766.00	0.00%
Human Services	-	-	3,228.00	3,400.00	172.00	94.94%
Veterans Services	-	-	-	8,765.00	8,765.00	0.00%
Commissioner Precinct 1	-	717,509.35	728,049.89	1,145,583.00	417,533.11	63.55%
Commissioner Precinct 2	492,569.00	501,905.86	994,474.86	1,503,464.00	508,989.14	66.15%
Commissioner Precinct 3	410,794.00	24,252.00	435,046.00	786,525.00	351,479.00	55.31%
Commissioner Precinct 4	17,593.19	423,634.86	1,033,074.10	2,122,630.00	1,089,555.90	48.67%
Transportation	21,983.00	1,185,157.00	1,239,905.77	2,184,018.00	944,112.23	56.77%
FUND TOTAL	\$ 1,729,485.85	\$ 14,165,332.14	\$ 23,189,017.58	\$ 107,191,766.00	\$ 84,002,748.42	21.63%
CAPITAL REPLACEMENT FUND (NON-DEBT) (45400)						
Information Technology	841.00	180,239.00	181,080.00	5,000,000.00	4,818,920.00	3.62%
Facilities	-	-	-	8,500,000.00	8,500,000.00	0.00%
Transportation	-	81,825.00	81,825.00	1,500,000.00	1,418,175.00	5.46%
FUND TOTAL	\$ 841.00	\$ 262,064.00	\$ 262,905.00	\$ 15,000,000.00	\$ 14,737,095.00	1.75%
2006 BOND ELECTION-BUILDINGS (47600)						
Non-Departmental	835.15	-	835.15	1,761,332.00	1,760,496.85	0.05%
Buildings	-	-	-	6,910.00	6,910.00	0.00%
FUND TOTAL	\$ 835.15	\$ -	\$ 835.15	\$ 1,768,242.00	\$ 1,767,406.85	0.05%
2006 BOND ELECTION-TRANSPORTATION (47700)						
Non-Departmental	1,898.60	-	1,898.60	1,964,366.00	1,962,467.40	0.10%
Transportation	209,036.46	2,192,807.54	2,701,844.00	18,320,368.00	15,618,524.00	14.75%
FUND TOTAL	\$ 210,935.06	\$ 2,192,807.54	\$ 2,703,742.60	\$ 20,284,734.00	\$ 17,580,991.40	13.33%
RESOURCE CONNECTION (51100)						
Non-Departmental	-	-	-	1,565,782.00	1,565,782.00	0.00%
Resource Connection	257,440.52	429,324.93	1,680,638.65	3,606,378.00	1,925,739.35	46.60%
FUND TOTAL	\$ 257,440.52	\$ 429,324.93	\$ 1,680,638.65	\$ 5,172,160.00	\$ 3,491,521.35	32.49%
OIL & GAS ROYALTY (51200)						
Resource Connection	-	-	-	1,502,326.00	1,502,326.00	0.00%
FUND TOTAL	\$ -	\$ -	\$ -	\$ 1,502,326.00	\$ 1,502,326.00	0.00%
SELF INSURANCE (61500)						
Self Insurance	67,583.40	121,828.74	307,147.28	2,478,115.00	2,170,967.72	12.39%
FUND TOTAL	\$ 67,583.40	\$ 121,828.74	\$ 307,147.28	\$ 2,478,115.00	\$ 2,170,967.72	12.39%

**TARRANT COUNTY, TEXAS
BUDGET REPORT
FOR THE SIX (6) MONTHS ENDED 3/31/2022**

	<u>CURRENT MONTH EXPENDITURES</u>	<u>ENCUMBRANCES AND COMMITMENTS</u>	<u>TOTAL EXPENDITURES ENCUMBRANCES & COMMITMENTS</u>	<u>TOTAL BUDGET</u>	<u>UNEXPENDED BUDGET</u>	<u>% BUDGET USED</u>
WORKERS COMPENSATION/ SELF INSURANCE (61900)						
Self Insurance	397,600.39	12,484.00	1,902,632.93	9,908,534.00	8,005,901.07	19.20%
FUND TOTAL	<u>\$ 397,600.39</u>	<u>\$ 12,484.00</u>	<u>\$ 1,902,632.93</u>	<u>\$ 9,908,534.00</u>	<u>\$ 8,005,901.07</u>	<u>19.20%</u>
COUNTY CLERK PROFESSIONAL LIABILITY (62100)						
County Clerk	-	-	-	717,053.00	717,053.00	0.00%
FUND TOTAL	<u>\$ -</u>	<u>\$ -</u>	<u>\$ -</u>	<u>\$ 717,053.00</u>	<u>\$ 717,053.00</u>	<u>0.00%</u>
DISTRICT CLERK PROFESSIONAL LIABILITY (62200)						
District Clerk	-	-	-	546,182.00	546,182.00	0.00%
FUND TOTAL	<u>\$ -</u>	<u>\$ -</u>	<u>\$ -</u>	<u>\$ 546,182.00</u>	<u>\$ 546,182.00</u>	<u>0.00%</u>
EMPLOYEE GROUP INSURANCE- MEDICAL (65100)						
Non-Departmental	184.46	-	7,159,340.60	30,757,000.00	23,597,659.40	23.28%
Self Insurance	6,824,516.20	-	44,726,203.63	88,335,525.00	43,609,321.37	50.63%
FUND TOTAL	<u>\$ 6,824,700.66</u>	<u>\$ -</u>	<u>\$ 51,885,544.23</u>	<u>\$ 119,092,525.00</u>	<u>\$ 67,206,980.77</u>	<u>43.57%</u>
CARES ACT (CARES)						
COVID Testing	-	-	37,896.61	750,000.00	712,103.39	5.05%
County Operations	-	-	64,829.73	1,250,000.00	1,185,170.27	5.19%
FUND TOTAL	<u>\$ -</u>	<u>\$ -</u>	<u>\$ 102,726.34</u>	<u>\$ 2,000,000.00</u>	<u>\$ 1,897,273.66</u>	<u>5.14%</u>
AMERICAN RESCUE PLAN ACT (CARPA)						
Prepare for the Future	437,673.50	3,232,809.39	5,222,097.77	51,260,417.00	46,038,319.23	10.19%
Improve Public Health & Wellness	558,859.90	24,807,223.65	31,002,417.97	64,739,583.00	33,737,165.03	47.89%
Revitalize the Economy	716,800.00	865,495.21	1,582,295.21	40,000,000.00	38,417,704.79	3.96%
Strengthen the Community	43,406.78	2,799,847.37	2,991,253.75	40,000,000.00	37,008,746.25	7.48%
FUND TOTAL	<u>\$ 1,756,740.18</u>	<u>\$ 31,705,375.62</u>	<u>\$ 40,798,064.70</u>	<u>\$ 196,000,000.00</u>	<u>\$ 155,201,935.30</u>	<u>20.82%</u>
CRIMINAL DISTRICT ATTORNEY RESTITUTION COLLECTION FEE (D6200)						
District Attorney	-	121.59	1,300.08	44,459.00	43,158.92	2.92%
FUND TOTAL	<u>\$ -</u>	<u>\$ 121.59</u>	<u>\$ 1,300.08</u>	<u>\$ 44,459.00</u>	<u>\$ 43,158.92</u>	<u>2.92%</u>
CRIMINAL DISTRICT ATTORNEY STATE FORFEITURE (D8700)						
Criminal District Attorney	23,159.92	36,552.05	222,338.07	1,250,191.00	1,027,852.93	17.78%
FUND TOTAL	<u>\$ 23,159.92</u>	<u>\$ 36,552.05</u>	<u>\$ 222,338.07</u>	<u>\$ 1,250,191.00</u>	<u>\$ 1,027,852.93</u>	<u>17.78%</u>

**TARRANT COUNTY, TEXAS
BUDGET REPORT
FOR THE SIX (6) MONTHS ENDED 3/31/2022**

	CURRENT MONTH EXPENDITURES	ENCUMBRANCES AND COMMITMENTS	TOTAL EXPENDITURES ENCUMBRANCES & COMMITMENTS	TOTAL BUDGET	UNEXPENDED BUDGET	% BUDGET USED
CRIMINAL DISTRICT ATTORNEY FEDERAL FORFEITURE JUSTICE FUNDS (D8800)						
Criminal District Attorney	3,153.24	3,515.14	11,708.93	90,467.00	78,758.07	12.94%
FUND TOTAL	<u>\$ 3,153.24</u>	<u>\$ 3,515.14</u>	<u>\$ 11,708.93</u>	<u>\$ 90,467.00</u>	<u>\$ 78,758.07</u>	<u>12.94%</u>
CRIMINAL DISTRICT ATTORNEY FEDERAL FORFEITURE TREASURY FUNDS (D8900)						
Criminal District Attorney	-	-	93.00	93.00	-	100.00%
FUND TOTAL	<u>\$ -</u>	<u>\$ -</u>	<u>\$ 93.00</u>	<u>\$ 93.00</u>	<u>\$ -</u>	<u>100.00%</u>
8TH ADMIN JUDICIAL REGION (G1100)						
8TH Admin Judicial Region	11,099.20	10.40	61,726.14	133,000.00	71,273.86	46.41%
FUND TOTAL	<u>\$ 11,099.20</u>	<u>\$ 10.40</u>	<u>\$ 61,726.14</u>	<u>\$ 133,000.00</u>	<u>\$ 71,273.86</u>	<u>46.41%</u>
SHERIFF'S INMATE COMMISSARY (S8700)						
Sheriff - Confinement	279,707.88	312,812.68	1,849,197.78	5,692,268.00	3,843,070.22	32.49%
FUND TOTAL	<u>\$ 279,707.88</u>	<u>\$ 312,812.68</u>	<u>\$ 1,849,197.78</u>	<u>\$ 5,692,268.00</u>	<u>\$ 3,843,070.22</u>	<u>32.49%</u>
COMBINED NARCOTICS ENFORCEMENT TEAM (S9300)						
Sheriff	26,803.32	89,014.50	237,737.90	416,000.00	178,262.10	57.15%
FUND TOTAL	<u>\$ 26,803.32</u>	<u>\$ 89,014.50</u>	<u>\$ 237,737.90</u>	<u>\$ 416,000.00</u>	<u>\$ 178,262.10</u>	<u>57.15%</u>
SHERIFF FEDERAL FORFEITURE-TREASURY (S9500)						
Sheriff	1,617.34	39,256.01	47,295.48	100,144.00	52,848.52	47.23%
FUND TOTAL	<u>\$ 1,617.34</u>	<u>\$ 39,256.01</u>	<u>\$ 47,295.48</u>	<u>\$ 100,144.00</u>	<u>\$ 52,848.52</u>	<u>47.23%</u>
SHERIFF DRUG FORFEITURE-NON DEA (S9600)						
Sheriff	93.64	-	1,218.29	192,592.00	191,373.71	0.63%
FUND TOTAL	<u>\$ 93.64</u>	<u>\$ -</u>	<u>\$ 1,218.29</u>	<u>\$ 192,592.00</u>	<u>\$ 191,373.71</u>	<u>0.63%</u>
SHERIFF FEDERAL FORFEITURE-JUSTICE (S9700)						
Sheriff	279.98	-	1,651.14	145,996.00	144,344.86	1.13%
FUND TOTAL	<u>\$ 279.98</u>	<u>\$ -</u>	<u>\$ 1,651.14</u>	<u>\$ 145,996.00</u>	<u>\$ 144,344.86</u>	<u>1.13%</u>
PUBLIC HEALTH (T0400)						
T0400-2022 Public Health						
Buildings	9,417.16	880.00	53,266.94	170,000.00	116,733.06	31.33%
Public Health	1,155,275.08	1,429,556.43	8,107,036.22	18,291,425.00	10,184,388.78	44.32%
T0410-2022 Public Health - Cash Match						
Public Health	20,383.79	-	259,644.71	812,525.00	552,880.29	31.96%
T0420-2022 Public Health-Operating Subsidy						
Public Health	23,809.28	5,601.84	299,901.62	4,500,000.00	4,200,098.38	6.66%
T0450-2022 Public Health 1115 Wavier						
Non-Departmental	-	-	-	27,962,168.00	27,962,168.00	0.00%
Public Health	148,397.85	67,460.00	1,468,072.95	8,938,141.00	7,470,068.05	16.42%
FUND TOTAL	<u>\$ 1,357,283.16</u>	<u>\$ 1,503,498.27</u>	<u>\$ 10,187,922.44</u>	<u>\$ 60,674,259.00</u>	<u>\$ 50,486,336.56</u>	<u>16.79%</u>

**TARRANT COUNTY, TEXAS
BUDGET REPORT
FOR THE SIX (6) MONTHS ENDED 3/31/2022**

	CURRENT MONTH EXPENDITURES	ENCUMBRANCES AND COMMITMENTS	TOTAL EXPENDITURES ENCUMBRANCES & COMMITMENTS	TOTAL BUDGET	UNEXPENDED BUDGET	% BUDGET USED
SECTION 125 FORFEITURES (T0500)						
Self Insurance	506.55	189,213.19	223,349.13	1,703,627.00	1,480,277.87	13.11%
FUND TOTAL	<u>\$ 506.55</u>	<u>\$ 189,213.19</u>	<u>\$ 223,349.13</u>	<u>\$ 1,703,627.00</u>	<u>\$ 1,480,277.87</u>	<u>13.11%</u>
CHILDREN'S HOME FUND (T0600)						
Juvenile Services	498.76	626.38	2,984.26	74,997.00	72,012.74	3.98%
FUND TOTAL	<u>\$ 498.76</u>	<u>\$ 626.38</u>	<u>\$ 2,984.26</u>	<u>\$ 74,997.00</u>	<u>\$ 72,012.74</u>	<u>3.98%</u>
BAIL BOND BOARD (T0700)						
Non-Departmental	445.00	-	3,090.00	12,500.00	9,410.00	24.72%
FUND TOTAL	<u>\$ 445.00</u>	<u>\$ -</u>	<u>\$ 3,090.00</u>	<u>\$ 12,500.00</u>	<u>\$ 9,410.00</u>	<u>24.72%</u>
TDRPS - TITLE IVE (T0800)						
Child Protective Services	11,656.52	1,431.36	14,577.30	78,261.00	63,683.70	18.63%
FUND TOTAL	<u>\$ 11,656.52</u>	<u>\$ 1,431.36</u>	<u>\$ 14,577.30</u>	<u>\$ 78,261.00</u>	<u>\$ 63,683.70</u>	<u>18.63%</u>
CONSTABLE FORFEITURE (T0900)						
Constable Precinct 7	-	-	-	12,342.00	12,342.00	0.00%
FUND TOTAL	<u>\$ -</u>	<u>\$ -</u>	<u>\$ -</u>	<u>\$ 12,342.00</u>	<u>\$ 12,342.00</u>	<u>0.00%</u>
CONSTABLE FORFEITURE - FEDERAL (T0970)						
Constable Precinct 7	-	-	-	577.00	577.00	0.00%
FUND TOTAL	<u>\$ -</u>	<u>\$ -</u>	<u>\$ -</u>	<u>\$ 577.00</u>	<u>\$ 577.00</u>	<u>0.00%</u>
JUVENILE PROBATION DISTRICT (T1000)						
Juvenile Services	7,944.29	4,434.35	18,519.86	243,088.00	224,568.14	7.62%
FUND TOTAL	<u>\$ 7,944.29</u>	<u>\$ 4,434.35</u>	<u>\$ 18,519.86</u>	<u>\$ 243,088.00</u>	<u>\$ 224,568.14</u>	<u>7.62%</u>
UNCLAIMED JUVENILE RESTITUTION (T1100)						
Juvenile Services	-	-	-	11,357.00	11,357.00	0.00%
FUND TOTAL	<u>\$ -</u>	<u>\$ -</u>	<u>\$ -</u>	<u>\$ 11,357.00</u>	<u>\$ 11,357.00</u>	<u>0.00%</u>
DEFERRED PROSECUTION PROGRAM (T1300)						
Criminal District Attorney	1,680.00	-	8,550.00	22,340.00	13,790.00	38.27%
FUND TOTAL	<u>\$ 1,680.00</u>	<u>\$ -</u>	<u>\$ 8,550.00</u>	<u>\$ 22,340.00</u>	<u>\$ 13,790.00</u>	<u>38.27%</u>
HISTORICAL COMMISSION (T2000)						
Historical Commission	-	-	-	4,282.00	4,282.00	0.00%
FUND TOTAL	<u>\$ -</u>	<u>\$ -</u>	<u>\$ -</u>	<u>\$ 4,282.00</u>	<u>\$ 4,282.00</u>	<u>0.00%</u>
HISTORICAL COMMISSION ARCHIVES (T2100)						
Historical Commission	-	-	-	15,673.00	15,673.00	0.00%
FUND TOTAL	<u>\$ -</u>	<u>\$ -</u>	<u>\$ -</u>	<u>\$ 15,673.00</u>	<u>\$ 15,673.00</u>	<u>0.00%</u>

**TARRANT COUNTY, TEXAS
BUDGET REPORT
FOR THE SIX (6) MONTHS ENDED 3/31/2022**

	CURRENT MONTH EXPENDITURES	ENCUMBRANCES AND COMMITMENTS	TOTAL EXPENDITURES & COMMITMENTS	TOTAL BUDGET	UNEXPENDED BUDGET	% BUDGET USED
CEMETERY FUND (T2300)						
Historical Commission	-	-	-	41,103.00	41,103.00	0.00%
FUND TOTAL	<u>\$ -</u>	<u>\$ -</u>	<u>\$ -</u>	<u>\$ 41,103.00</u>	<u>\$ 41,103.00</u>	<u>0.00%</u>
UNCLAIMED ELECTRIC COOP CREDITS (T2600)						
Non-Departmental	-	-	-	2,538,804.00	2,538,804.00	0.00%
FUND TOTAL	<u>\$ -</u>	<u>\$ -</u>	<u>\$ -</u>	<u>\$ 2,538,804.00</u>	<u>\$ 2,538,804.00</u>	<u>0.00%</u>
FIRE MARSHAL CODE (T2900)						
Fire Marshal	460.00	4,101.66	8,234.07	406,282.00	398,047.93	2.03%
FUND TOTAL	<u>\$ 460.00</u>	<u>\$ 4,101.66</u>	<u>\$ 8,234.07</u>	<u>\$ 406,282.00</u>	<u>\$ 398,047.93</u>	<u>2.03%</u>
DISTRICT ATTORNEY JPS CONTRACT (T3000)						
Criminal District Attorney	56,867.65	-	324,829.82	677,804.00	352,974.18	47.92%
FUND TOTAL	<u>\$ 56,867.65</u>	<u>\$ -</u>	<u>\$ 324,829.82</u>	<u>\$ 677,804.00</u>	<u>\$ 352,974.18</u>	<u>47.92%</u>
EMERGENCY SERVICES DISTRICT (T3100)						
Fire Marshal	7,191.40	-	39,895.81	94,000.00	54,104.19	42.44%
FUND TOTAL	<u>\$ 7,191.40</u>	<u>\$ -</u>	<u>\$ 39,895.81</u>	<u>\$ 94,000.00</u>	<u>\$ 54,104.19</u>	<u>42.44%</u>
CSCD BOND SUPERVISION UNIT (T3300)						
Community Supervision	331,644.29	128,132.08	2,203,921.65	4,661,235.00	2,457,313.35	47.28%
FUND TOTAL	<u>\$ 331,644.29</u>	<u>\$ 128,132.08</u>	<u>\$ 2,203,921.65</u>	<u>\$ 4,661,235.00</u>	<u>\$ 2,457,313.35</u>	<u>47.28%</u>
CRIMINAL COURTS DRUG PROGRAM (T3400)						
Criminal Court Administration	606.00	-	5,969.50	30,000.00	24,030.50	19.90%
FUND TOTAL	<u>\$ 606.00</u>	<u>\$ -</u>	<u>\$ 5,969.50</u>	<u>\$ 30,000.00</u>	<u>\$ 24,030.50</u>	<u>19.90%</u>
MEDICAL EXAMINER CONFERENCE (T3700)						
Medical Examiner	2,500.00	-	2,500.00	28,296.00	25,796.00	8.84%
FUND TOTAL	<u>\$ 2,500.00</u>	<u>\$ -</u>	<u>\$ 2,500.00</u>	<u>\$ 28,296.00</u>	<u>\$ 25,796.00</u>	<u>8.84%</u>
PMC INSURED - 340B (T4100)						
Public Health	680,723.64	1,235,291.78	5,609,327.60	18,002,558.00	12,393,230.40	31.16%
FUND TOTAL	<u>\$ 680,723.64</u>	<u>\$ 1,235,291.78</u>	<u>\$ 5,609,327.60</u>	<u>\$ 18,002,558.00</u>	<u>\$ 12,393,230.40</u>	<u>31.16%</u>
MISCELLANEOUS DONATIONS - JUVENILE PROBATION (T5200)						
Juvenile Services	1,060.01	251.19	3,087.84	26,501.00	23,413.16	11.65%
FUND TOTAL	<u>\$ 1,060.01</u>	<u>\$ 251.19</u>	<u>\$ 3,087.84</u>	<u>\$ 26,501.00</u>	<u>\$ 23,413.16</u>	<u>11.65%</u>

**TARRANT COUNTY, TEXAS
BUDGET REPORT
FOR THE SIX (6) MONTHS ENDED 3/31/2022**

	<u>CURRENT MONTH EXPENDITURES</u>	<u>ENCUMBRANCES AND COMMITMENTS</u>	<u>TOTAL EXPENDITURES ENCUMBRANCES & COMMITMENTS</u>	<u>TOTAL BUDGET</u>	<u>UNEXPENDED BUDGET</u>	<u>% BUDGET USED</u>
DONATIONS EMERGENCY MANAGEMENT (T5350)						
County Administrator	-	-	-	7,080.00	7,080.00	0.00%
FUND TOTAL	<u>\$ -</u>	<u>\$ -</u>	<u>\$ -</u>	<u>\$ 7,080.00</u>	<u>\$ 7,080.00</u>	<u>0.00%</u>
MISCELLANEOUS DONATIONS - HUMAN SERVICES (T5600)						
Human Services	22,880.60	-	43,804.94	53,228.00	9,423.06	82.30%
FUND TOTAL	<u>\$ 22,880.60</u>	<u>\$ -</u>	<u>\$ 43,804.94</u>	<u>\$ 53,228.00</u>	<u>\$ 9,423.06</u>	<u>82.30%</u>
MISCELLANEOUS DONATIONS - HUMAN SERVICES-RELIANT (T5640)						
Human Services	3,191.58	-	10,935.93	21,835.00	10,899.07	50.08%
FUND TOTAL	<u>\$ 3,191.58</u>	<u>\$ -</u>	<u>\$ 10,935.93</u>	<u>\$ 21,835.00</u>	<u>\$ 10,899.07</u>	<u>50.08%</u>
MISCELLANEOUS DONATIONS - HUMAN SERVICES-CIRRO (T5642)						
Human Services	-	-	-	1,028.00	1,028.00	0.00%
FUND TOTAL	<u>\$ -</u>	<u>\$ -</u>	<u>\$ -</u>	<u>\$ 1,028.00</u>	<u>\$ 1,028.00</u>	<u>0.00%</u>
HUMAN SERVICES-DIRECT ENERGY (T5646)						
Human Services	62.27	-	2,016.28	5,086.00	3,069.72	39.64%
FUND TOTAL	<u>\$ 62.27</u>	<u>\$ -</u>	<u>\$ 2,016.28</u>	<u>\$ 5,086.00</u>	<u>\$ 3,069.72</u>	<u>39.64%</u>
MISCELLANEOUS DONATIONS - CPS (T5700)						
Child Protective Services	-	-	5,241.66	11,692.00	6,450.34	44.83%
FUND TOTAL	<u>\$ -</u>	<u>\$ -</u>	<u>\$ 5,241.66</u>	<u>\$ 11,692.00</u>	<u>\$ 6,450.34</u>	<u>44.83%</u>
MISCELLANEOUS DONATIONS - HEALTH DEPT (T5800)						
Public Health	652.19	-	911.54	33,239.00	32,327.46	2.74%
FUND TOTAL	<u>\$ 652.19</u>	<u>\$ -</u>	<u>\$ 911.54</u>	<u>\$ 33,239.00</u>	<u>\$ 32,327.46</u>	<u>2.74%</u>
MISCELLANEOUS DONATIONS - VETERAN COURT PROGRAM (T5960)						
Veterans Diversion Court	-	-	10,821.00	24,338.00	13,517.00	44.46%
FUND TOTAL	<u>\$ -</u>	<u>\$ -</u>	<u>\$ 10,821.00</u>	<u>\$ 24,338.00</u>	<u>\$ 13,517.00</u>	<u>44.46%</u>
MISCELLANEOUS DONATIONS - FAMILY COURT SERVICES (T6000)						
Domestic Relations	-	-	-	500.00	500.00	0.00%
FUND TOTAL	<u>\$ -</u>	<u>\$ -</u>	<u>\$ -</u>	<u>\$ 500.00</u>	<u>\$ 500.00</u>	<u>0.00%</u>

**TARRANT COUNTY, TEXAS
BUDGET REPORT
FOR THE SIX (6) MONTHS ENDED 3/31/2022**

	CURRENT MONTH EXPENDITURES	ENCUMBRANCES AND COMMITMENTS	TOTAL EXPENDITURES ENCUMBRANCES & COMMITMENTS	TOTAL BUDGET	UNEXPENDED BUDGET	% BUDGET USED
MISCELLANEOUS DONATIONS - CRCG (T6100)						
Public Assistance	650.00	-	3,295.00	28,438.00	25,143.00	11.59%
FUND TOTAL	<u>\$ 650.00</u>	<u>\$ -</u>	<u>\$ 3,295.00</u>	<u>\$ 28,438.00</u>	<u>\$ 25,143.00</u>	<u>11.59%</u>

**MISCELLANEOUS DONATIONS -
PEACE OFFICER MEMORIAL (T6200)**

County Administrator	-	-	48.88	15,000.00	14,951.12	0.33%
Buildings	-	1,500.00	3,750.00	74,479.00	70,729.00	5.03%
FUND TOTAL	<u>\$ -</u>	<u>\$ 1,500.00</u>	<u>\$ 3,798.88</u>	<u>\$ 89,479.00</u>	<u>\$ 85,680.12</u>	<u>4.25%</u>

**MISCELLANEOUS DONATIONS -
LAW ENFORCEMENT (T6300)**

Sheriff	-	-	-	500.00	500.00	0.00%
FUND TOTAL	<u>\$ -</u>	<u>\$ -</u>	<u>\$ -</u>	<u>\$ 500.00</u>	<u>\$ 500.00</u>	<u>0.00%</u>

ATTF RENTAL ASSOC DONATION (T6500)

Sheriff	3.95	-	63.95	343.00	279.05	18.64%
FUND TOTAL	<u>\$ 3.95</u>	<u>\$ -</u>	<u>\$ 63.95</u>	<u>\$ 343.00</u>	<u>\$ 279.05</u>	<u>18.64%</u>

**SHERIFF'S EMPLOYEE RECOGNITION
AND AWARD (T7000)**

Sheriff	-	-	-	1,449.00	1,449.00	0.00%
FUND TOTAL	<u>\$ -</u>	<u>\$ -</u>	<u>\$ -</u>	<u>\$ 1,449.00</u>	<u>\$ 1,449.00</u>	<u>0.00%</u>

CONTRACT ELECTIONS (T7100)

Elections Administration	710,791.27	96,067.67	884,577.77	1,920,000.00	1,035,422.23	46.07%
FUND TOTAL	<u>\$ 710,791.27</u>	<u>\$ 96,067.67</u>	<u>\$ 884,577.77</u>	<u>\$ 1,920,000.00</u>	<u>\$ 1,035,422.23</u>	<u>46.07%</u>

ELECTIONS CHAPTER 19 (T7300)

Elections Administration	-	-	-	520,298.00	520,298.00	0.00%
FUND TOTAL	<u>\$ -</u>	<u>\$ -</u>	<u>\$ -</u>	<u>\$ 520,298.00</u>	<u>\$ 520,298.00</u>	<u>0.00%</u>