

---

# COUNTY AUDITOR

**TARRANT COUNTY FINANCIAL STATEMENTS  
FOR THE MONTH OF AUGUST 2022**



**TARRANT COUNTY, TEXAS**

---



**TARRANT COUNTY**  
TARRANT COUNTY ADMINISTRATION BUILDING - ROOM 506  
100 E. WEATHERFORD  
FORT WORTH, TEXAS 76196-0103  
817/884-1205  
Fax 817/884-1104

S. RENEE TIDWELL, CPA  
COUNTY AUDITOR  
rtidwell@tarrantcounty.com

KIM BUCHANAN, CPA  
FIRST ASSISTANT COUNTY AUDITOR  
kmbuchanan@tarrantcounty.com

October 11, 2022


The Honorable District Judges  
The Honorable Commissioners Court  
Tarrant County, Texas

RE: County Auditor's August 2022 Financial Reports

I herewith submit the financial report of Tarrant County, Texas as of and for the eleven months ending August 31, 2022.

If you have any questions concerning this report or the financial well-being of the County, please call.

Sincerely,

  
S. Renee Tidwell, CPA  
County Auditor

**TARRANT COUNTY, TEXAS**  
**COMBINED BALANCE SHEET**  
**GOVERNMENTAL FUNDS**  
**AS OF 8/31/2022**

<u>COMBINED TOTAL</u>		<u>GENERAL</u>	<u>ROAD &amp; BRIDGE</u>	<u>DEBT SERVICE</u>
<b>ASSETS</b>				
\$1,140,778,138.27	CASH AND INVESTMENTS	\$248,288,605.31	\$16,462,223.56	\$1,698,085.77
5,120,124.71	TAXES RECEIVABLE (NET)	4,839,913.82	0.00	280,210.89
19,178,200.09	OTHER RECEIVABLES (NET)	3,697,207.50	120,020.73	0.00
3,812,517.37	FEE OFFICE RECEIVABLE	3,812,517.37	0.00	0.00
29,301,725.84	DUE FROM OTHER FUNDS	29,301,725.84	0.00	0.00
381,576.89	ADVANCE TO ENTERPRISE FUND	0.00	0.00	0.00
6,381,880.74	PREPAID EXPENSES AND INVENTORY	674,417.34	862,394.36	0.00
<u>\$1,204,954,163.91</u>	<b>TOTAL ASSETS</b>	<u>\$290,614,387.18</u>	<u>\$17,444,638.65</u>	<u>\$1,978,296.66</u>
<b>LIABILITIES</b>				
\$7,290,371.90	ACCOUNTS PAYABLE	\$1,663,210.40	\$406,971.44	\$0.00
31,676,717.65	OTHER LIABILITIES	27,990,566.12	585,965.30	0.00
29,301,725.84	DUE TO OTHER FUNDS	0.00	0.00	0.00
387,858,930.14	UNEARNED REVENUE	0.00	0.00	0.00
456,127,745.53	<b>TOTAL LIABILITIES</b>	29,653,776.52	992,936.74	0.00
<b>DEFERRED INFLOWS OF RESOURCES</b>				
5,120,124.71	UNAVAILABLE REVENUE - PROPERTY TAXES	4,839,913.82	0.00	280,210.89
3,812,517.37	UNAVAILABLE REVENUE - FEE OFFICE	3,812,517.37	0.00	0.00
8,932,642.08	<b>TOTAL DEFERRED INFLOWS OF RESOURCES</b>	8,652,431.19	0.00	280,210.89
<b>FUND BALANCES</b>				
739,893,776.30	FUND BALANCES	252,308,179.47	16,451,701.91	1,698,085.77
739,893,776.30	<b>TOTAL FUND BALANCES</b>	252,308,179.47	16,451,701.91	1,698,085.77
<u>\$1,204,954,163.91</u>	<b>TOTAL LIABILITIES, DEFERRED INFLOWS OF RESOURCES, AND FUND BALANCES</b>	<u>\$290,614,387.18</u>	<u>\$17,444,638.65</u>	<u>\$1,978,296.66</u>

<u>CAPITAL PROJECTS</u>	<u>GRANT FUNDS</u>	<u>OTHER GOVERNMENTAL FUNDS</u>
\$365,593,324.84	\$400,227,932.20	\$108,507,966.59
0.00	0.00	0.00
0.00	8,806,012.27	6,554,959.59
0.00	0.00	0.00
0.00	0.00	0.00
381,576.89	0.00	0.00
0.00	3,106,204.89	1,738,864.15
<u>\$365,974,901.73</u>	<u>\$412,140,149.36</u>	<u>\$116,801,790.33</u>
\$2,227,049.65	\$1,398,784.94	\$1,594,355.47
0.00	2,395,377.12	704,809.11
0.00	27,780,355.08	1,521,370.76
0.00	387,858,930.14	0.00
2,227,049.65	419,433,447.28	3,820,535.34
0.00	0.00	0.00
0.00	0.00	0.00
0.00	0.00	0.00
<u>363,747,852.08</u>	<u>(7,293,297.92)</u>	<u>112,981,254.99</u>
<u>363,747,852.08</u>	<u>(7,293,297.92)</u>	<u>112,981,254.99</u>
<u>\$365,974,901.73</u>	<u>\$412,140,149.36</u>	<u>\$116,801,790.33</u>

**TARRANT COUNTY, TEXAS**  
**COMBINED STATEMENT OF REVENUES AND EXPENDITURES**  
**AND CHANGES IN FUND BALANCE**  
**GOVERNMENTAL FUNDS**  
**FOR THE ELEVEN (11) MONTHS ENDED 8/31/2022**

<u>COMBINED TOTAL</u>		<u>GENERAL</u>	<u>ROAD &amp; BRIDGE</u>	<u>DEBT SERVICE</u>
	<b>REVENUES:</b>			
\$500,209,868.65	TAXES, LICENSES AND PERMITS	\$465,601,126.74	\$587.98	\$34,108,775.06
110,096,014.54	FEES OF OFFICE	69,711,477.73	17,521,540.00	0.00
3,059,193.27	FINES	3,059,193.27	0.00	0.00
192,022,084.96	INTERGOVERNMENTAL	25,069,923.65	58,276.79	0.00
6,243,304.10	INVESTMENT INCOME	3,685,789.14	95,200.30	95,198.67
14,297,917.02	MISCELLANEOUS	7,020,646.81	301,673.05	0.00
<u>825,928,382.54</u>	<b>TOTAL REVENUES</b>	<u>574,148,157.34</u>	<u>17,977,278.12</u>	<u>34,203,973.73</u>
	<b>EXPENDITURES:</b>			
	<b>CURRENT:</b>			
139,202,105.13	GENERAL GOVERNMENT	124,205,706.25	3,798,639.97	0.00
172,326,971.74	PUBLIC SAFETY	154,189,423.56	0.00	0.00
185,661,782.16	JUDICIAL	169,146,640.51	0.00	0.00
147,232,192.31	COMMUNITY SERVICES	7,185,830.09	0.00	0.00
26,252,277.11	TRANSPORTATION	269.13	25,459,226.59	0.00
45,135,144.47	CAPITAL/CONSTRUCTION	0.00	0.00	0.00
34,531,351.39	DEBT SERVICE	0.00	0.00	34,531,351.39
<u>750,341,824.31</u>	<b>TOTAL EXPENDITURES</b>	<u>454,727,869.54</u>	<u>29,257,866.56</u>	<u>34,531,351.39</u>
75,586,558.23	<b>EXCESS (DEFICIT) OF REVENUES OVER EXPENDITURES</b>	119,420,287.80	(11,280,588.44)	(327,377.66)
	<b>OTHER FINANCING SOURCES (USES):</b>			
69,631,977.70	OPERATING TRANSFERS IN	976,181.87	9,795,739.25	0.00
(71,131,977.70)	OPERATING TRANSFERS OUT	(70,155,795.83)	0.00	0.00
214,905,000.00	BOND PROCEEDS	0.00	0.00	0.00
11,791,338.90	PREMIUM ON NEW DEBT	0.00	0.00	0.00
75,710,000.00	REFUNDING BONDS ISSUED	0.00	0.00	75,710,000.00
(75,402,179.02)	PAYMENT TO REFUNDED BOND ESCROW AGENT	0.00	0.00	(75,402,179.02)
301,090,718.11	<b>EXCESS (DEFICIT ) OF REVENUES AND OPERATING TRANSFERS OVER EXPENDITURES</b>	50,240,673.84	(1,484,849.19)	(19,556.68)
	<b>FUND BALANCES:</b>			
<u>438,803,058.19</u>	<b>BEGINNING OF PERIOD</b>	<u>202,067,505.63</u>	<u>17,936,551.10</u>	<u>1,717,642.45</u>
<u>\$739,893,776.30</u>	<b>END OF PERIOD</b>	<u>\$252,308,179.47</u>	<u>\$16,451,701.91</u>	<u>\$1,698,085.77</u>

<u>CAPITAL PROJECTS</u>	<u>GRANT FUNDS</u>	<u>OTHER GOVERNMENTAL FUNDS</u>
\$0.00	\$0.00	\$499,378.87
469,680.83	704,103.26	21,689,212.72
0.00	0.00	0.00
0.00	150,350,382.24	16,543,502.28
1,600,360.42	143,151.64	623,603.93
<u>1,020,057.72</u>	<u>405,882.10</u>	<u>5,549,657.34</u>
3,090,098.97	151,603,519.24	44,905,355.14
0.00	4,928,895.46	6,268,863.45
0.00	10,398,814.65	7,738,733.53
0.00	13,868,551.40	2,646,590.25
0.00	112,547,366.74	27,498,995.48
0.00	792,781.39	0.00
35,586,028.87	9,066,592.10	482,523.50
<u>0.00</u>	<u>0.00</u>	<u>0.00</u>
<u>35,586,028.87</u>	<u>151,603,001.74</u>	<u>44,635,706.21</u>
(32,495,929.90)	517.50	269,648.93
55,604,436.25	0.00	3,255,620.33
0.00	0.00	(976,181.87)
214,905,000.00	0.00	0.00
11,791,338.90	0.00	0.00
0.00	0.00	0.00
<u>0.00</u>	<u>0.00</u>	<u>0.00</u>
249,804,845.25	517.50	2,549,087.39
<u>113,943,006.83</u>	<u>(7,293,815.42)</u>	<u>110,432,167.60</u>
<u>\$363,747,852.08</u>	<u>(\$7,293,297.92)</u>	<u>\$112,981,254.99</u>

**TARRANT COUNTY, TEXAS**  
**STATEMENT OF NET POSITION**  
**PROPRIETARY FUNDS**  
**AS OF 8/31/2022**

<u>COMBINED TOTAL</u>		<u>ENTERPRISE</u>	<u>INTERNAL SERVICE</u>
<b>ASSETS</b>			
\$52,653,572.11	CASH AND INVESTMENTS	\$4,433,169.15	\$48,220,402.96
32,404.29	OTHER RECEIVABLES (NET)	12,119.69	20,284.60
392,408.68	PREPAID EXPENSES AND INVENTORY	6,408.68	386,000.00
<u>3,676,770.98</u>	FIXED ASSETS (NET)	<u>3,676,770.98</u>	<u>0.00</u>
<u>56,755,156.06</u>	TOTAL ASSETS	<u>8,128,468.50</u>	<u>48,626,687.56</u>
<b>DEFERRED OUTFLOWS OF RESOURCES</b>			
106,410.00	PENSION CONTRIBUTIONS AFTER MEASUREMENT DATE	106,410.00	0.00
7,452.00	DIFFERENCE IN EXPECTED & ACTUAL PENSION EXPERIENCE	7,452.00	0.00
234,544.00	CHANGES IN PENSION ASSUMPTIONS	234,544.00	0.00
95,376.00	CHANGES IN OPEB ASSUMPTIONS	95,376.00	0.00
<u>22,411.00</u>	OPEB CONTRIBUTIONS AFTER MEASUREMENT DATE	<u>22,411.00</u>	<u>0.00</u>
<u>466,193.00</u>	TOTAL DEFERRED OUTFLOWS OF RESOURCES	<u>466,193.00</u>	<u>0.00</u>
<b>LIABILITIES</b>			
609,825.50	ACCOUNTS PAYABLE	87,002.82	522,822.68
17,095,962.68	OTHER LIABILITIES	28,184.91	17,067,777.77
381,576.89	ADVANCE FROM CAPITAL PROJECTS FUND	381,576.89	0.00
150,078.78	UNEARNED REVENUE	38,834.00	111,244.78
738,961.00	NET PENSION LIABILITY	738,961.00	0.00
667,689.00	OTHER POST EMPLOYMENT BENEFIT LIABILITY	667,689.00	0.00
<u>128,873.09</u>	COMPENSATED ABSENCES	<u>128,873.09</u>	<u>0.00</u>
<u>19,772,966.94</u>	TOTAL LIABILITIES	<u>2,071,121.71</u>	<u>17,701,845.23</u>
<b>DEFERRED INFLOWS OF RESOURCES</b>			
19,559.00	DIFFERENCE IN EXPECTED & ACTUAL PENSION EXPERIENCE	19,559.00	0.00
149,002.00	DIFFERENCE IN PROJECTED & ACTUAL PENSION EARNINGS	149,002.00	0.00
9,868.00	CHANGES IN PENSION ASSUMPTIONS	9,868.00	0.00
114,959.00	DIFFERENCE IN EXPECTED & ACTUAL OPEB EXPERIENCE	114,959.00	0.00
<u>77,401.00</u>	CHANGES IN OPEB ASSUMPTIONS	<u>77,401.00</u>	<u>0.00</u>
<u>370,789.00</u>	TOTAL DEFERRED INFLOWS OF RESOURCES	<u>370,789.00</u>	<u>0.00</u>
<b>NET POSITION</b>			
<u>37,077,593.12</u>	NET POSITION	<u>6,152,750.79</u>	<u>30,924,842.33</u>
<u>\$37,077,593.12</u>	TOTAL NET POSITION	<u>\$6,152,750.79</u>	<u>\$30,924,842.33</u>

**TARRANT COUNTY, TEXAS**  
**COMBINED STATEMENT OF REVENUES, EXPENSES**  
**AND CHANGES IN FUND NET POSITION**  
**PROPRIETARY FUNDS**  
**FOR THE ELEVEN (11) MONTHS ENDED 8/31/2022**

COMBINED TOTAL		ENTERPRISE	INTERNAL SERVICE
	<b>OPERATING REVENUES:</b>		
\$3,027,881.70	BUILDING RENTALS	\$3,027,881.70	\$0.00
21,808,746.83	USER FEES	0.00	21,808,746.83
56,322,160.61	COUNTY CONTRIBUTIONS	0.00	56,322,160.61
8,534,750.56	OTHER REVENUES	143,746.05	8,391,004.51
89,693,539.70	TOTAL OPERATING REVENUES	3,171,627.75	86,521,911.95
	<b>OPERATING EXPENSES:</b>		
1,080,328.93	PERSONNEL	1,080,328.93	0.00
1,478,495.46	BUILDING AND EQUIPMENT	1,366,352.50	112,142.96
282,099.65	DEPRECIATION AND AMORTIZATION	282,099.65	0.00
73,931,895.95	SELF INSURANCE CLAIMS	0.00	73,931,895.95
6,083,397.45	INSURANCE PREMIUMS	43,944.60	6,039,452.85
3,866,373.31	ADMINISTRATION	0.00	3,866,373.31
1,587,794.35	OTHER EXPENSES	161,424.67	1,426,369.68
88,310,385.10	TOTAL OPERATING EXPENSES	2,934,150.35	85,376,234.75
1,383,154.60	OPERATING INCOME (LOSS)	237,477.40	1,145,677.20
	<b>NON-OPERATING REVENUE (EXPENSE):</b>		
300,614.69	INTEREST INCOME	25,573.98	275,040.71
1,683,769.29	NET INCOME (LOSS) BEFORE TRANSFERS	263,051.38	1,420,717.91
	<b>OPERATING TRANSFERS:</b>		
8,500,000.00	OPERATING TRANSFERS IN	0.00	8,500,000.00
(7,000,000.00)	OPERATING TRANSFERS OUT	0.00	(7,000,000.00)
3,183,769.29	NET INCOME (LOSS)	263,051.38	2,920,717.91
	<b>NET POSITION:</b>		
33,893,823.83	BEGINNING OF PERIOD	5,889,699.41	28,004,124.42
\$37,077,593.12	END OF PERIOD	\$6,152,750.79	\$30,924,842.33



**TARRANT COUNTY, TEXAS**  
**FIDUCIARY BALANCE SHEET**  
**AS OF 8/31/2022**

<u>COMBINED TOTAL</u>		<u>STATE COMPTROLLER FUND</u>	<u>OTHER CUSTODIAL FUNDS</u>	<u>COMMUNITY SUPERVISION &amp; CORRECTIONS</u>
<b>ASSETS</b>				
\$59,978,598.78	CASH AND INVESTMENTS	\$21,085,275.14	\$30,514,599.95	\$8,378,723.69
1,273.30	OTHER RECEIVABLES	1,273.30	0.00	0.00
2,214.52	FEE OFFICE RECEIVABLE	0.00	2,214.52	0.00
34,661.94	PREPAID EXPENSES & INVENTORY	0.00	0.00	34,661.94
<u>55,566,352.19</u>	RESTRICTED ASSETS	<u>0.00</u>	<u>55,566,352.19</u>	<u>0.00</u>
<u>\$115,583,100.73</u>	TOTAL ASSETS	<u>\$21,086,548.44</u>	<u>\$86,083,166.66</u>	<u>\$8,413,385.63</u>
<b>LIABILITIES AND FUND BALANCE</b>				
\$141,961.97	ACCOUNTS PAYABLE	\$0.00	\$17,855.05	\$124,106.92
<u>115,441,138.76</u>	OTHER LIABILITIES	<u>21,086,548.44</u>	<u>86,065,311.61</u>	<u>8,289,278.71</u>
<u>\$115,583,100.73</u>	TOTAL LIABILITIES AND FUND BALANCE	<u>\$21,086,548.44</u>	<u>\$86,083,166.66</u>	<u>\$8,413,385.63</u>

**TARRANT COUNTY, TEXAS**  
**NOTES TO COMBINED FINANCIAL STATEMENTS**  
**FOR THE ELEVEN (11) MONTHS ENDED 8/31/2022**

I. SUMMARY OF SIGNIFICANT ACCOUNTING POLICIES:

Reporting Entity

The accompanying financial statements reflect the funds and accounts of the financial reporting entity Tarrant County, Texas (the "County"), as of August 2022 and for the eleven months then ended. Other components of the County not included in the accompanying financial statements include, Tarrant County Hospital District, Tarrant County Mental Health and Behavioral Health Services, Tarrant County Industrial Development Corporation, Tarrant County Health Facilities Development Corporation, Tarrant County Cultural Education Facilities Finance Corporation, and Tarrant County Housing Financing Corporation. These components are technically a part of the "reporting entity" because of the budgetary oversight responsibility by the Commissioners' Court of Tarrant County. These components however are unrelated to the financial condition and results of operations of the County and have been excluded from the accompanying financial statements. Separate financial statements of these entities are available upon request.

Revenue Recognition

Revenue is generally recognized on the modified accrual basis. Under this method of accounting, revenues are recognized when susceptible to accrual, i.e., both measurable and available. The primary revenue sources susceptible to accrual are property taxes, fines and fees due to fee offices which are recognized as unavailable revenue until cash is received. Other sources are generally not measurable until received in cash.

Expenditure Recognition

Expenditures are recorded when incurred. Expenditures for principal and interest on long-term debt are recorded when due. The accrual basis of accounting is utilized in the proprietary funds. Encumbrances are not included as expenditures.

Budget Basis Reporting

The budget is prepared utilizing a modified cash basis of accounting, with adjustments for encumbrances, as allowed by state statutes. Budget basis information is presented in the accompanying "Budgetary Information" section at a summary level. Budget information at the legal level of control is available upon request.

Investment Income Allocation

To maximize investment earnings on "idle" cash and cash equivalents, a "pooled cash" concept is utilized. Under this concept nearly all deposits are maintained in the same bank account and are invested on a daily basis. Generally, interest earnings are allocated to each fund based on the funds relative percentage of the total pool.

Pension Liability

The net pension liability was actuarially valued as of December 31, 2020. The net pension liability recorded in the Resource Connection is \$738,961. The amount for the governmental funds is \$290,190,711, which is reported in the annual comprehensive financial report.

OPEB Liability

The total OPEB liability was actuarially measured as of September 30, 2020. The total OPEB liability recorded in the Resource Connection is \$667,689. The amount for the governmental funds is \$212,724,346, which is reported in the annual comprehensive financial report.

**TARRANT COUNTY, TEXAS**  
**NOTES TO COMBINED FINANCIAL STATEMENTS**  
**FOR THE ELEVEN (11) MONTHS ENDED 8/31/2022**

I. SUMMARY OF SIGNIFICANT ACCOUNTING POLICIES (CONT'D):

Compensated Absences

Accumulated unpaid vacation leave and vested sick pay have been recorded in the Enterprise Fund for the Resource Connection. An additional amount has been accrued for salary related payments associated with the payment of compensated absences. The amount of compensated absences for the remaining governmental funds is \$50,425,615, which is reported in the annual comprehensive financial report.

Deferred Outflows/Inflows of Resources

Deferred outflows of resources apply to future periods and so will not be recognized as an expense/ expenditure until then. Deferred inflows of resources apply to future periods and will be recognized as a revenue at that time.

Incurred but Not Reported

Included in the "Other Liabilities" of the Internal Service fund's Employee Benefits is \$4,000,000 of incurred but not reported medical and drug claims.

II. BASIS OF PRESENTATION:

The accounts of the County are organized and operated on the basis of funds, each of which is considered a separate accounting entity. Government resources are allocated to and accounted for in individual funds based on the purpose for which they are to be spent and the means by which spending activities are controlled.

Funds are classified into three categories: Governmental, Proprietary and Fiduciary. Each category is divided into separate fund types. The following fund types are used by the County.

Governmental Funds: Used to account for all or most of a government's general activity.

General Fund – used to account for the general operations of the County.

Road and Bridge Fund – used to account for the collection and expenditure of those monies designated to be spent for acquisition, construction and maintenance of county roads and bridges.

Debt Service Fund – used to account for accumulation of resources and for the payment of general long-term debt principal, interest, and related costs.

Capital Projects Funds – used to account for financial resources to be used for the acquisition and/or construction of facilities, equipment, software and infrastructure.

Grant Funds – used to account for the activities conducted under the many grant agreements between the County and various state and federal organizations.

Other Governmental Funds – used to account for specific revenue sources which are legally restricted to expenditures for specified purposes.

**TARRANT COUNTY, TEXAS  
 NOTES TO COMBINED FINANCIAL STATEMENTS  
 FOR THE ELEVEN (11) MONTHS ENDED 8/31/2022**

**II. BASIS OF PRESENTATION (CONT'D):**

Proprietary Funds: Used to account for operations that are financed in a manner similar to those in the private sector, where the determination of net income is appropriate for sound financial administration.

Enterprise Fund – used to account for operations that are financed and operated in a manner similar to private enterprise where the County’s intent is to provide goods or services to the public on a continuing basis financed primarily through user charges. The County operates two enterprise funds, the Resource Connection and Oil and Gas Royalty.

Internal Service Funds – used to account for the various self-insurance activities for the County.

Fiduciary Funds: These funds account for assets held by the County in a fiduciary capacity and therefore cannot be used to support the County’s own programs.

State Comptroller Funds – used to account for monies received on behalf of, and subsequently remitted to the State Comptroller.

Other Custodial Funds – used to account for assets held in a fiduciary capacity for others and includes property taxes collected and remitted for other entities, statutory fees collected on behalf of other governments, funds held in the registry of the court, collateral for securing bail bonds, monies on account for inmate commissary purchases, and funds seized by law enforcement agencies.

Community Supervision and Corrections – used to account for the State agency funds in the County depository and restitution collected as a condition of probation payable to injured parties.

**III. NEGATIVE CASH BALANCES:**

The following funds have negative cash balances at the balance sheet date. This occurs when expenditures exceed revenue collection. The General Fund has advanced money to these Funds thereby, allowing for continued operation of the related programs. These advances by the General Fund have been reflected in the accompanying combined balance sheet as Due from other funds. The advances also represent a loss of investment earnings to the General Fund and are not a reimbursable item by the grantor under reimbursing grant agreements.

Most negative cash balances arise in the County's reimbursing grant programs. These programs require the payment of expenditures prior to the reimbursement by the grantor. These cash deficits have existed for years and do not create any major concerns. However, this information is helpful to the reader of the financial statements to provide a fuller understanding of the details of County operations.

<u>FUND</u>	<u>DEFICIT</u>
E0024 RYAN WHITE ENDING HIV EPIDEMIC	\$ 120,076.89
E0025 DHHS-RYAN WHITE TITLE IV PART D - WOMEN, INFANTS, CHILDREN,	152,256.99
E0027 RYAN WHITE PART C - OUTPATIENT EIS PROGRAM	189,649.85
E0028 RYAN WHITE HIV/AIDS TREATMENT MODERNIZATION ACT PART A	1,065,475.07
E0031 HIV/STATE SERVICES	77,128.13
E0032 RYAN WHITE PART B	436,166.46
E0037 HIV/HOPWA	66,481.34
E0061 HOUSING OPPORTUNITIES FOR PERSONS WITH AIDS (HOPWA)	86,575.73
E0062 HOPWA - COVID - CARES - ADMINISTRATIVE AGENCY	31,294.60
F0025 RYAN WHITE TITLE IV PART D - WOMEN, INFANTS, CHILDREN	1,121.93

**TARRANT COUNTY, TEXAS  
NOTES TO COMBINED FINANCIAL STATEMENTS  
FOR THE ELEVEN (11) MONTHS ENDED 8/31/2022**

**III. NEGATIVE CASH BALANCES (CONT'D):**

<u>FUND</u>	<u>DEFICIT</u>
F0028 RYAN WHITE HIV/AIDS TREATMENT MODERNIZATION ACT PART A	\$ 55,675.64
F0031 HIV/STATE SERVICES FOR PMC	9,769.44
F0032 RYAN WHITE PART B - PMC	9,865.94
F0033 SURVEILLANCE	23,246.07
F0034 INFECTIOUS DISEASE SURVEILLANCE AND EPIDEMIOLOGY - YR3	28,579.45
F0035 HIV PREVENTION	74,573.21
F0036 DSHS-ENDING THE HIV EPIDEMIC	51,014.59
F0038 STD/HIV OPER	155,588.97
F0040 TDFPS-COMMUNITY YOUTH DEVELOPMENT - FY22	108,432.23
F0042 BIOTERRORISM PREPAREDNESS - LAB	27,985.75
F0043 CPS-PREPAREDNESS/HAZARDS (BIO TERRORISM)	180,827.71
F0044 DSHS-C.R.I - CITIES READINESS INITIATIVE	31,506.99
F0045 TB/PC-TB CONTROL & PREVENTION (CLINIC)	146,852.49
F0046 TUBERCULOSIS - PREVENTION AND CONTROL	88,254.50
F0051 IMMUNIZATIONS	288,013.58
F0058 DSHS - HEALTHY TEXAS BABIES	18,088.37
F0060 WIC CARD PARTICIPATION	986,478.09
F0062 DSHS-REGIONAL LOCAL SERVICE SYSTEMS/LOCAL PUBLIC HEALTH	31,263.27
F0081 DSHS-NORTH TEXAS SYNDROMIC SURVEILLANCE PROGRAM	17,921.94
F0082 DSHS-CDC COVID-19 EMERGENCY RESPONSE	22,364.94
F0084 DSHS-CDC COVID-19	27,304.06
F0087 USCRI - REFUGEE MEDICAL SCREENING	101,585.12
F0089 DSHS ELC/LRN COVID-19 - LAB PPP	33,889.06
F0093 NURSE FAMILY PARTNERSHIP GRANT	122,033.28
F0100 DSHS-COVID-19 VACCINATION CAPACITY ENHANCEMENT PROGRAM	640,375.80
F0102 CDC-HEALTH DISPARITIES / HIGH RISK	1,496,458.66
F0104 CDC-PUBLIC HEALTH CRISIS RESPONSE (PHCR) CO-AG	51,553.42
F0105 STD/HIV DISEASE INTERVENTION SPECIALISTS (STD/HIV-DIS)	90,736.16
F0110 DSHS-COVID-19 VACCINATION CAPACITY ENHANCEMENT - ROUND 4 IMM	733,934.54
F0140 MHMR-CYD MENTAL HEALTH EXPANSION	150.00
F0189 DSHS ELC/LRN COVID-19 - EPI EXPANSION	225,416.68
F0289 DSHS ELC/LRN COVID-19 - EPI CARES	21,547.37
F0389 DSHS ELC/LRN COVID-19 - LAB EXPANSION FUNDING	2,710.00
G0012 VETERANS COURT PROGRAM	101,040.66
G0018 CJD-REACHING INDEPENDENCE THROUGH SELF EMPOWERMENT (RISE)	69,153.03
G0065 VICTIMS ASSISTANCE GRANT-VOCA - SHERIFF	17,655.45
G0081 VAWA - PROTECTIVE ORDER UNIT	46,716.53
G0082 CJD-DISTRICT ATTORNEY BILINGUAL VICTIM ADVOCATE	27,690.40
G0084 D.I.R.E.C.T. PROGRAM	22,630.02
G0085 MENTAL HEALTH DIVERSION COURT PROGRAM	14,712.86
G0087 CJD-INTIMATE PARTNER-FAMILY VIOLENCE VICTIM ADVOCATES	96,263.78
G0088 CJD-PUBLIC EMPLOYEE TREATMENT COURT	13,175.14
G0094 CJD- FAMILY RECOVERY COURT	3,750.00
G0095 CJD - RECONNECTING YOUTH PROGRAM	14,991.06
H0001 SUPPORTIVE HOUSING PROGRAM	1,614,953.96
H0040 HOME INVESTMENT PARTNERSHIP ACT - AMERICAN RESCUE PLAN	20,098.57
H0080 COMMUNITY DEVELOPMENT BLOCK GRANT - COVID - CARES	201,118.91
H0081 EMERGENCY SHELTER GRANT - COVID - CARES	22,764.31
L0013 OJP-DOJ-NIJ FORENSIC BACKLOG REDUCTION GRANT	164,606.43
L0017 OJP-DOJ-BJA TARRANT COUNTY FY18 STOP SCHOOL VIOLENCE PROJECT	33,622.01
L0019 OJP-DOJ-HUMAN TRAFFICKING TASK FORCE	78,080.60

**TARRANT COUNTY, TEXAS  
NOTES TO COMBINED FINANCIAL STATEMENTS  
FOR THE ELEVEN (11) MONTHS ENDED 8/31/2022**

**III. NEGATIVE CASH BALANCES (CONT'D):**

<u>FUND</u>	<u>DEFICIT</u>
M0008 JAG-LAW ENFORCEMENT LIASON PRGM / MHMRTC	\$ 39,735.49
M0012 AG - VINE (VICITIM IDENTIFICATION AND NOTIFICATION EVERYDAY	19,718.24
M0014 ACCESS AND VISITATION GRANT	10,167.06
M0022 AUTO THEFT TASK FORCE - FY23	311,366.96
M0040 HOMELAND SECURITY GRANT PROGRAM	81,868.00
M0044 TXDOT COURTESY PATROL PROGRAM	1,266,955.39
M0046 INTERNET CRIMES AGAINST CHILDREN	14,441.93
M0048 BILINGUAL VICTIMS ASSISTANCE COORDINATOR - INTERIM	4,766.35
M0061 TVC-VETERAN'S TREATMENT COURT	79,128.74
M0072 UNITED WAY-TARRANT COUNTY VETERANS COURT DIVERSION PROGRAM	6,746.25
M0085 HHS-SUBSTANCE ABUSE AND MENTAL HEALTH SERVICES (SAMSHA)	81,243.69
M0093 INTERNET CRIMES - SHERIFF	12,523.11
M0095 TCEQ-TEXAS VOLKSWAGON ENVIRONMENTAL MITIGATION PGRM PCT4	542,321.60
M0096 TCEQ-TEXAS VOLKSWAGON ENVIRONMENTAL MITIGATION PGRM PCT4	101,960.80
M0097 TCEQ-TEXAS VOLKSWAGON ENVIRONMENTAL MITIGATION PGRM PCT3	800.00
M0099 TCEQ-TEXAS VOLKSWAGON ENVIRONMENTAL MITIGATION PGRM PCT2	167,078.64
M0100 TCEQ-TEXAS VOLKSWAGON ENVIRONMENTAL MITIGATION PGRM PCT2	141,433.94
M0101 TCEQ-TEXAS VOLKSWAGON ENVIRONMENTAL MITIGATION PGRM PCT3	99,728.00
M0102 TCEQ-TEXAS VOLKSWAGON ENVIRONMENTAL MITIGATION PGRM PCT3	58,477.60
M0107 TCEQ-TEXAS VOLKSWAGON ENVIRONMENTAL MITIGATION PGRM PCT4	206,016.00
M0212 CTIF - WAGLEY ROBERTSON (PCT3)	93.93
M0213 CTIF - EAST PEDEN (PCT4)	21,088.08
M0214 CTIF - NEWT PATTERSON (PCT2)	465,735.11
M0216 CTIF - HARMON (PCT3)	8,902.89
M0740 HOMELAND SECURITY GRANT PROGRAM - FY2020 CYBER SECURITY	20,504.10
P0011 STATE FINANCIAL ASSISTANCE FUND (BPS)	1,018,832.95
P0014 TJPC-STATE AID-JUVENILE SUPPLEMENTAL PAY	356,994.76
P0016 TJJD-SPECIAL NEEDS DIVERSIONARY PROGRAM	82,910.56
P0026 REGIONAL DIVERSION ALTERNATIVES PROGRAM	2,965.35
P0027 TJPC-JJAEP	1,027,310.72
P0050 TJJD - TITLE IV E	80,614.93
R0010 SECTION 8 - EMERGENCY HOUSING VOUCHER (HAP)	32,156.04
R0011 SECTION 8 - FOSTER YOUTH TO INDEPENDENCE	17,873.74
R0013 HUD-SECTION 8	2,286,278.74
R0017 HUD-VASH - VETERANS AFFAIRS SUPPORTIVE HOUSING VOUCHERS	968,634.75
R0025 FAMILY SELF SUFFICIENCY	42,520.86
R0081 SECTION 8 - MAINSTREAM VOUCHER PGM - CARES FUNDING	74,893.51
R0110 SECTION 8 - EMERGENCY HOUSING VOUCHER (Preliminary Fees)	28,760.00
R0310 SECTION 8 - EMERGENCY HOUSING VOUCHER (Admin Fees)	10,260.32
W0102 FEMA COVID 2020 9/15/2020 to 12/31/2020	130,034.39
W0103 FEMA UNTHSC VACCINE ILA	7,163,263.53
SUB-TOTAL GRANTS	<u>27,780,355.08</u>
G1100 8TH ADMINISTRATIVE JUDICIAL REGION	18,033.39
T3100 TC EMERGENCY SERVICE DISTRICT #1	11,611.88
T7100 CONTRACT ELECTIONS	1,491,725.49
TOTAL	<u>\$ 29,301,725.84</u>

**TARRANT COUNTY, TEXAS  
NOTES TO COMBINED FINANCIAL STATEMENTS  
FOR THE ELEVEN (11) MONTHS ENDED 8/31/2022**

**IV. DEFICIT FUND BALANCE:**

The following major governmental fund had a negative fund balance as of August 31, 2022:

Grant Funds	\$ (7,293,297.92)
-------------	-------------------

The deficit fund balance in the Grant Funds is due to COVID-19 expenditures anticipated to be eligible for FEMA reimbursement that were not awarded to the County as of August 31, 2022. The related revenue for these expenditures will be recognized at the time of the award.

**V. INVESTMENTS:**

All investment securities are purchased on the basis of "Delivery vs. Payment" and are held at JPMorgan Chase Bank – New York by the Safekeeping Department in a segregated account in the name of Tarrant County. "Delivery vs. Payment" means that the County's money is not released until the securities are delivered to the Safekeeping Department.

All securities held and transactions executed during the period conform to the requirements of the Government Code Section 2256, The Public Funds Investment Act, and the Tarrant County Investment Policy, as adopted by the Commissioners Court on November 23, 2021.

	Average Rate	
JPMorgan Chase Savings	2.45%	\$ 183,956,935
JPMorgan Chase Savings II	2.45%	32,518,424
JPMorgan Chase Checking	2.48%	259,270,757
Lone Star Investment Pool	2.15%	255,112,349
Texas CLASS Investment Pool	1.79%	13,470,861
TexStar Investment Pool	1.95%	192,799,057
TexPool Investment Pool	2.16%	256,968,502
<b>TOTAL INVESTMENTS</b>		<u><u>\$ 1,194,096,885</u></u>

The recorded position of the pools for Lone Star and TexPool are measured at amortized cost as these pools meet the requirements of GASB Statement No. 79. The recorded position of the pools for Texas CLASS and TexStar are measured at net asset value and are designed to approximate the share value.

**TARRANT COUNTY, TEXAS**  
**NOTES TO COMBINED FINANCIAL STATEMENTS**  
**FOR THE ELEVEN (11) MONTHS ENDED 8/31/2022**

**VI. CAPITAL ASSETS:**

A summary of the Governmental Funds' capital assets follows:

	Balance October 1, 2021	Additions	Disposals/ Adjustments	Balance August 31, 2022
Land and land improvements	\$ 66,874,106.58	\$ 371,840.00	\$ -	\$ 67,245,946.58
Construction in progress	32,618,411.86	11,484,742.83	-	44,103,154.69
Software in development	36,444,178.02	2,371,363.56	(10,445,529.32)	28,370,012.26
Buildings and improvements	508,872,187.56	4,521,869.45	-	513,394,057.01
Furnishings and equipment	101,328,271.11	8,684,281.44	(4,265,739.26)	105,746,813.29
Software	50,914,784.91	970,787.12	10,445,529.32	62,331,101.35
Infrastructure	135,997,203.03	-	(416.50)	135,996,786.53
	<u>\$ 933,049,143.07</u>	<u>\$ 28,404,884.40</u>	<u>\$ (4,266,155.76)</u>	<u>\$ 957,187,871.71</u>

**VII. SCHEDULE OF OUTSTANDING BONDED DEBT:**


	AMOUNT	INTEREST RATES
2013 - Limited Tax Refunding & Improvement Bonds	5,235,000	5.00%
2015 - Limited Tax Refunding & Improvement Bonds	9,890,000	5.00%
2015A - Limited Tax Refunding & Improvement Bonds	31,040,000	1.97%
2016 - Limited Tax Refunding Bonds	40,095,000	1.48%
2017 - Limited Tax Refunding Bonds	28,740,000	2.13%
2022A - Limited Tax Refunding Bonds	28,675,000	3.10%
2022B - Limited Tax Refunding Bonds	45,780,000	3.13%
2022 - Limited Tax Bonds	214,905,000	5.00%
Total Outstanding Bonded Debt	<u>\$ 404,360,000</u>	

Arbitrage provisions of the Internal Revenue Tax Act of 1986 require the County to rebate excess arbitrage earnings from bond proceeds to the federal government. This amount was estimated to be \$0 as of September 30, 2021.

**VIII. CONTINGENCIES:**

The County is self-insured for workers' compensation, automobile bodily injury and property damage, comprehensive general liability and all self-insured retentions for existing policies. At August 31, 2022, \$13,051,606 has been accrued, based on an actuarial assessment, to provide for potential losses resulting from pending or threatened litigation, asserted claims and claims incurred but not reported.





**TARRANT COUNTY, TEXAS  
CAPITAL PROJECT FUNDS  
FUND DESCRIPTIONS**

**FUND 45100 - NON-DEBT CAPITAL FUND**

This fund was established to account for capital acquisitions funded from County auction proceeds, operating transfers from general fund, gas signing bonuses and gas royalties.

**FUND 45400 – CAPITAL REPLACEMENT FUND**

This fund was established to account for long-term planning replacement of capital assets.

**FUND 45500 – COURT FACILITY FUND**

This fund was established pursuant to State statutes, to account for the collection and expenditure of monies collected from filing fees for the construction, renovation, or improvement of facilities that house the courts.

**FUND 47600 – 2006 BOND ELECTION FUND**

This fund was established to account for the expenditure of the proceeds of General Obligation Bonds issued to fund capital acquisitions originally approved by the voters.

**FUND 47700 – 2006 BOND ELECTION-TRANSPORTATION FUND**

This fund was established to account for the expenditure of the proceeds of General Obligation Bonds issued to fund transportation projects originally approved by the voters.

**FUND 47800 – 2021 BOND ELECTION-TRANSPORTATION FUND**

This fund was established to account for the expenditure of the proceeds of General Obligation Bonds issued to fund transportation projects originally approved by the voters.

**TARRANT COUNTY, TEXAS  
COMBINING BALANCE SHEET  
CAPITAL PROJECTS FUNDS  
AS OF 8/31/2022**

<b>COMBINED TOTAL</b>		<b>NON-DEBT CAPITAL</b>	<b>CAPITAL REPLACEMENT FUND</b>	<b>COURT FACILITY FUND</b>
<b>ASSETS</b>				
\$365,593,324.84	CASH AND INVESTMENTS	\$96,664,888.98	\$13,564,324.82	\$471,447.08
381,576.89	ADVANCE TO ENTERPRISE FUND	381,576.89	0.00	0.00
0.00	PREPAID EXPENSES & INVENTORY	0.00	0.00	0.00
<b>\$365,974,901.73</b>	<b>TOTAL ASSETS</b>	<b>\$97,046,465.87</b>	<b>\$13,564,324.82</b>	<b>\$471,447.08</b>
<b>LIABILITIES AND FUND BALANCES</b>				
<b>LIABILITIES:</b>				
\$2,227,049.65	ACCOUNTS PAYABLE	\$459,506.65	\$0.00	\$0.00
0.00	OTHER LIABILITIES	0.00	0.00	0.00
2,227,049.65	<b>TOTAL LIABILITIES</b>	459,506.65	0.00	0.00
<b>FUND BALANCES:</b>				
363,747,852.08	FUND BALANCES	96,586,959.22	13,564,324.82	471,447.08
<b>\$365,974,901.73</b>	<b>TOTAL LIABILITIES AND FUND BALANCES</b>	<b>\$97,046,465.87</b>	<b>\$13,564,324.82</b>	<b>\$471,447.08</b>

<u>2006 BOND ELECTION</u>	<u>2006 BOND ELECTION TRANSPORTATION</u>	<u>2021 BOND ELECTION TRANSPORTATION</u>
\$3,809,308.56	\$25,257,466.46	\$225,825,888.94
0.00	0.00	0.00
<u>0.00</u>	<u>0.00</u>	<u>0.00</u>
<u>\$3,809,308.56</u>	<u>\$25,257,466.46</u>	<u>\$225,825,888.94</u>


\$1,767,543.00	\$0.00	\$0.00
<u>0.00</u>	<u>0.00</u>	<u>0.00</u>
1,767,543.00	0.00	0.00

<u>2,041,765.56</u>	<u>25,257,466.46</u>	<u>225,825,888.94</u>
<u>\$3,809,308.56</u>	<u>\$25,257,466.46</u>	<u>\$225,825,888.94</u>

**TARRANT COUNTY, TEXAS**  
**COMBINING STATEMENT OF REVENUES AND EXPENDITURES**  
**AND CHANGES IN FUND BALANCE**  
**CAPITAL PROJECTS FUNDS**  
**FOR THE ELEVEN (11) MONTHS ENDED 8/31/2022**

<u>COMBINED TOTAL</u>		<u>NON-DEBT CAPITAL</u>	<u>CAPITAL REPLACEMENT FUND</u>	<u>COURT FACILITY FUND</u>
<b>REVENUES:</b>				
\$469,680.83	FEES OF OFFICE	\$0.00	\$0.00	\$469,680.83
1,600,360.42	INVESTMENT INCOME	535,455.43	60,706.41	1,766.25
<u>1,020,057.72</u>	MISCELLANEOUS	<u>1,020,028.72</u>	<u>0.00</u>	<u>0.00</u>
3,090,098.97	TOTAL REVENUES	1,555,484.15	60,706.41	471,447.08
<b>EXPENDITURES:</b>				
<u>35,586,028.87</u>	CAPITAL/CONSTRUCTION	<u>24,568,176.44</u>	<u>246,381.59</u>	<u>0.00</u>
<u>35,586,028.87</u>	TOTAL EXPENDITURES	<u>24,568,176.44</u>	<u>246,381.59</u>	<u>0.00</u>
(32,495,929.90)	EXCESS (DEFICIT) OF REVENUES OVER EXPENDITURES	(23,012,692.29)	(185,675.18)	471,447.08
<b>OTHER FINANCING SOURCES (USES):</b>				
55,604,436.25	OPERATING TRANSFERS IN	41,854,436.25	13,750,000.00	0.00
214,905,000.00	BOND PROCEEDS	0.00	0.00	0.00
<u>11,791,338.90</u>	PREMIUM ON NEW DEBT	<u>0.00</u>	<u>0.00</u>	<u>0.00</u>
249,804,845.25	EXCESS (DEFICIT ) OF REVENUES AND OPERATING TRANSFERS OVER EXPENDITURES	18,841,743.96	13,564,324.82	471,447.08
<b>FUND BALANCE (DEFICIT):</b>				
<u>113,943,006.83</u>	BEGINNING OF PERIOD	<u>77,745,215.26</u>	<u>0.00</u>	<u>0.00</u>
<u>\$363,747,852.08</u>	END OF PERIOD	<u>\$96,586,959.22</u>	<u>\$13,564,324.82</u>	<u>\$471,447.08</u>

<u>2006</u> <u>BOND</u> <u>ELECTION</u>	<u>2006</u> <u>BOND ELECTION</u> <u>TRANSPORTATION</u>	<u>2021</u> <u>BOND ELECTION</u> <u>TRANSPORTATION</u>
\$0.00	\$0.00	\$0.00
27,003.24	149,540.15	825,888.94
<u>29.00</u>	<u>0.00</u>	<u>0.00</u>
27,032.24	149,540.15	825,888.94
<u>7,140,783.28</u>	<u>1,934,348.66</u>	<u>1,696,338.90</u>
<u>7,140,783.28</u>	<u>1,934,348.66</u>	<u>1,696,338.90</u>
(7,113,751.04)	(1,784,808.51)	(870,449.96)
0.00	0.00	0.00
0.00	0.00	214,905,000.00
<u>0.00</u>	<u>0.00</u>	<u>11,791,338.90</u>
(7,113,751.04)	(1,784,808.51)	225,825,888.94
<u>9,155,516.60</u>	<u>27,042,274.97</u>	<u>0.00</u>
<u>\$2,041,765.56</u>	<u>\$25,257,466.46</u>	<u>\$225,825,888.94</u>



**TARRANT COUNTY, TEXAS  
OTHER GOVERNMENTAL FUNDS  
FUND DESCRIPTION**

**FUND 24100 - LAW LIBRARY FUND**

This fund was established, pursuant to State statutes, to account for the collection and expenditure of monies collected in civil cases supporting the Tarrant County Law Library.

**FUND 25100 - VEHICLE INVENTORY TAX FUND**

This fund was established, pursuant to State statutes, to account for any interest earnings generated from the vehicle inventory tax, which the collector shall retain to defray the cost of collecting this tax. The Tax Assessor has discretion over the use of this fund.

**RECORDS PRESERVATION AND TECHNOLOGY FUNDS**

These funds were established, pursuant to State statutes, to account for the collection and expenditure of monies collected for the preservation and automation of County records. These funds are further described on page 27.

**FUND 24200 - EDUCATION FUND**

This fund was established, pursuant to State statutes, to account for the collection and expenditure of monies collected to provide for the continuing education of those officials and employees associated with the probate courts and certain law enforcement offices.

**FUND T0400 - PUBLIC HEALTH FUND**

The Tarrant County Hospital District provides funding for the operation of the Tarrant County Health Department in an effort to aggregate the cost of health service to Tarrant County residents. This funding arrangement began in 1999. These costs were previously paid from the County's General fund. This fund also includes the Medicaid 1115 Waiver, this waiver is to enhance access to health care, increase the quality of care, improve the cost-effectiveness of care provided and better serve the health of the patients and their families.

**FUND 22300 - CONSUMER HEALTH FUND**

This fund was established, pursuant to State statutes, to account for the collection of food permit fees and expenditures incurred in connection with issuing permits and conducting inspections.

**COURT DESIGNATED FUNDS**

These funds were established to account for the collection and expenditures of court ordered fees, pursuant to State statutes. These funds are further described on page 33.

**FUNDS (D6200, D8700-D8900) - DISTRICT ATTORNEY CONTRACTS**

These funds are used to account for monies collected by the District Attorney which are used in the investigation of criminal activities. These monies consist primarily of fees for bad checks and forfeited monies resulting from narcotics related convictions.

**FUNDS (S4300-S9700) – SHERIFF CONTRACTS**

These funds are used to account for monies collected by activities in the Sheriff Department. These activities include fees from operation of the jail commissary which are used for the benefit of the jail inmates. Some of these funds are the custody of the Sheriff. Monies are also collected from forfeitures resulting from narcotics related activities.

**FUNDS (G1100,T0500-T9900) – MISCELLANEOUS CONTRACTS**

These funds are used to account for monies received by Tarrant County as contributions for specified purposes.



**TARRANT COUNTY, TEXAS  
COMBINING BALANCE SHEET  
OTHER GOVERNMENTAL FUNDS  
AS OF 8/31/2022**

<u>COMBINED TOTAL</u>		<u>LAW LIBRARY</u>	<u>VEHICLE INVENTORY TAX</u>	<u>RECORDS PRESERVATION &amp; TECHNOLOGY FUNDS</u>	<u>EDUCATION</u>
<b>ASSETS</b>					
\$108,507,966.59	CASH AND INVESTMENTS	\$1,300,059.70	\$2,290,532.73	\$26,254,946.71	\$304,788.55
6,554,959.59	OTHER RECEIVABLES	0.00	0.00	0.00	0.00
<u>1,738,864.15</u>	PREPAID EXPENSES AND INVENTORY	<u>208.90</u>	<u>0.00</u>	<u>5,914.29</u>	<u>0.00</u>
<u>\$116,801,790.33</u>	<b>TOTAL ASSETS</b>	<u>\$1,300,268.60</u>	<u>\$2,290,532.73</u>	<u>\$26,260,861.00</u>	<u>\$304,788.55</u>
<b>LIABILITIES AND FUND BALANCES</b>					
<b>LIABILITIES:</b>					
\$1,594,355.47	ACCOUNTS PAYABLE	\$15,639.92	\$0.00	\$5,464.15	\$2,039.78
704,809.11	OTHER LIABILITIES	12,322.87	1,793.04	71,787.02	0.00
1,521,370.76	DUE TO OTHER FUNDS	0.00	0.00	0.00	0.00
<u>0.00</u>	UNEARNED REVENUE	<u>0.00</u>	<u>0.00</u>	<u>0.00</u>	<u>0.00</u>
3,820,535.34	<b>TOTAL LIABILITIES</b>	<u>27,962.79</u>	<u>1,793.04</u>	<u>77,251.17</u>	<u>2,039.78</u>
<b>FUND BALANCES:</b>					
<u>112,981,254.99</u>	<b>FUND BALANCES</b>	<u>1,272,305.81</u>	<u>2,288,739.69</u>	<u>26,183,609.83</u>	<u>302,748.77</u>
<u>\$116,801,790.33</u>	<b>TOTAL LIABILITIES AND FUND BALANCES</b>	<u>\$1,300,268.60</u>	<u>\$2,290,532.73</u>	<u>\$26,260,861.00</u>	<u>\$304,788.55</u>

<u>PUBLIC HEALTH</u>	<u>CONSUMER HEALTH</u>	<u>COURT DESIGNATED FUNDS</u>	<u>DISTRICT ATTORNEY CONTRACTS</u>	<u>SHERIFF CONTRACTS</u>	<u>MISCELLANEOUS CONTRACTS</u>
\$46,238,832.20	\$402,795.19	\$3,625,606.59	\$1,764,283.79	\$5,669,239.57	\$20,656,881.56
6,499,366.00	0.00	0.00	0.00	0.00	55,593.59
17,762.24	0.00	0.00	0.00	214,978.72	1,500,000.00
<u>\$52,755,960.44</u>	<u>\$402,795.19</u>	<u>\$3,625,606.59</u>	<u>\$1,764,283.79</u>	<u>\$5,884,218.29</u>	<u>\$22,212,475.15</u>
\$1,389,494.17	\$1,666.66	\$34,334.49	\$22,984.89	\$44,064.52	\$78,666.89
365,240.77	27,412.51	19,535.06	0.00	48,282.86	158,434.98
0.00	0.00	0.00	0.00	0.00	1,521,370.76
0.00	0.00	0.00	0.00	0.00	0.00
<u>1,754,734.94</u>	<u>29,079.17</u>	<u>53,869.55</u>	<u>22,984.89</u>	<u>92,347.38</u>	<u>1,758,472.63</u>
<u>51,001,225.50</u>	<u>373,716.02</u>	<u>3,571,737.04</u>	<u>1,741,298.90</u>	<u>5,791,870.91</u>	<u>20,454,002.52</u>
<u>\$52,755,960.44</u>	<u>\$402,795.19</u>	<u>\$3,625,606.59</u>	<u>\$1,764,283.79</u>	<u>\$5,884,218.29</u>	<u>\$22,212,475.15</u>

**TARRANT COUNTY, TEXAS**  
**COMBINING STATEMENT OF REVENUES AND EXPENDITURES**  
**AND CHANGES IN FUND BALANCE**  
**OTHER GOVERNMENTAL FUNDS**  
**FOR THE ELEVEN (11) MONTHS ENDED 8/31/2022**

<u>COMBINED TOTAL</u>		<u>LAW LIBRARY</u>	<u>VEHICLE INVENTORY TAX</u>	<u>RECORDS PRESERVATION &amp; TECHNOLOGY FUNDS</u>	<u>EDUCATION</u>
	<b>REVENUES:</b>				
\$499,378.87	TAXES & LICENSES	\$0.00	\$491,878.87	\$0.00	\$0.00
21,689,212.72	FEEES OF OFFICE	1,211,532.70	86,620.13	5,668,714.42	28,215.43
16,543,502.28	INTERGOVERNMENTAL	0.00	0.00	0.00	67,652.02
623,603.93	INVESTMENT INCOME	7,024.19	11,691.08	147,553.07	0.00
5,549,657.34	MISCELLANEOUS	30,042.11	125.00	13,632.78	0.00
44,905,355.14	<b>TOTAL REVENUES</b>	1,248,599.00	590,315.08	5,829,900.27	95,867.45
	<b>EXPENDITURES:</b>				
	<b>CURRENT:</b>				
6,268,863.45	GENERAL GOVERNMENT	0.00	76,879.20	2,785,204.01	0.00
7,738,733.53	PUBLIC SAFETY	0.00	0.00	0.00	96,836.56
2,646,590.25	JUDICIAL	144,535.01	0.00	691,117.05	16,312.96
27,498,995.48	COMMUNITY SERVICES	949,273.50	0.00	0.00	0.00
482,523.50	CAPITAL/CONSTRUCTION	7,106.17	6,112.83	88,999.27	0.00
44,635,706.21	<b>TOTAL EXPENDITURES</b>	1,100,914.68	82,992.03	3,565,320.33	113,149.52
269,648.93	EXCESS (DEFICIT) OF REVENUES OVER EXPENDITURES	147,684.32	507,323.05	2,264,579.94	(17,282.07)
	<b>OTHER FINANCING SOURCES (USES):</b>				
3,255,620.33	OPERATING TRANSFERS IN	0.00	0.00	0.00	0.00
(976,181.87)	OPERATING TRANSFERS OUT	0.00	0.00	0.00	0.00
2,549,087.39	<b>EXCESS (DEFICIT ) OF REVENUES AND OPERATING TRANSFERS OVER EXPENDITURES</b>	147,684.32	507,323.05	2,264,579.94	(17,282.07)
	<b>FUND BALANCES:</b>				
110,432,167.60	<b>BEGINNING OF PERIOD</b>	1,124,621.49	1,781,416.64	23,919,029.89	320,030.84
\$112,981,254.99	<b>END OF PERIOD</b>	\$1,272,305.81	\$2,288,739.69	\$26,183,609.83	\$302,748.77

<u>PUBLIC HEALTH</u>	<u>CONSUMER HEALTH</u>	<u>COURT DESIGNATED FUNDS</u>	<u>DISTRICT ATTORNEY CONTRACTS</u>	<u>SHERIFF CONTRACTS</u>	<u>MISCELLANEOUS CONTRACTS</u>
\$0.00	\$0.00	\$0.00	\$0.00	\$0.00	\$7,500.00
1,268,751.83	959,699.50	2,367,540.42	1,267.00	0.00	10,096,871.29
14,281,267.96	0.00	137,463.78	0.00	0.00	2,057,118.52
279,392.09	2,262.90	19,800.87	9,833.99	30,625.53	115,420.21
3,494.56	0.00	216.03	584,824.48	3,304,743.96	1,612,578.42
<u>15,832,906.44</u>	<u>961,962.40</u>	<u>2,525,021.10</u>	<u>595,925.47</u>	<u>3,335,369.49</u>	<u>13,889,488.44</u>
107,394.83	0.00	431,783.03	0.00	0.00	2,867,602.38
0.00	0.00	0.00	0.00	3,374,849.83	4,267,047.14
0.00	0.00	569,309.87	381,541.53	0.00	843,773.83
16,949,808.41	965,476.08	0.00	0.00	0.00	8,634,437.49
67,354.21	0.00	44,727.78	40,580.66	53,208.47	174,434.11
<u>17,124,557.45</u>	<u>965,476.08</u>	<u>1,045,820.68</u>	<u>422,122.19</u>	<u>3,428,058.30</u>	<u>16,787,294.95</u>
(1,291,651.01)	(3,513.68)	1,479,200.42	173,803.28	(92,688.81)	(2,897,806.51)
0.00	0.00	0.00	0.00	300,000.00	2,955,620.33
0.00	0.00	(976,181.87)	0.00	0.00	0.00
(1,291,651.01)	(3,513.68)	503,018.55	173,803.28	207,311.19	57,813.82
<u>52,292,876.51</u>	<u>377,229.70</u>	<u>3,068,718.49</u>	<u>1,567,495.62</u>	<u>5,584,559.72</u>	<u>20,396,188.70</u>
<u>\$51,001,225.50</u>	<u>\$373,716.02</u>	<u>\$3,571,737.04</u>	<u>\$1,741,298.90</u>	<u>\$5,791,870.91</u>	<u>\$20,454,002.52</u>



**TARRANT COUNTY, TEXAS  
RECORDS PRESERVATION FUNDS  
FUND DESCRIPTION**

**FUND 21100 - RECORDS PRESERVATION & AUTOMATION FUND - FILINGS**

This fund was established, pursuant to State statutes, to account for the collection and expenditure of monies collected from filing fees to allow for the preservation and automation of County records. The County Clerk has discretion over the use of this fund.

**FUND 21200 - RECORDS PRESERVATION & AUTOMATION FUND - CONVICTIONS**

This fund was established, pursuant to State statutes, to account for the collection and expenditure of monies collected in court for the preservation and automation of County records.

**FUND 21300 - RECORDS PRESERVATION & RESTORATION FUND**

This fund was established, pursuant to State statutes, to account for the collection and expenditure of monies collected from filing fees for the preservation and restoration of County records.

**FUND 21400 - COURT RECORD PRESERVATION FUND**

This fund was established, pursuant to State statutes, to account for the collection and expenditure of monies collected from filing fees for the preservation and restoration of County records.

**FUND 21500 – DISTRICT COURT RECORDS TECHNOLOGY (ARCHIVE) FUND**

This fund was established, pursuant to State statutes, to account for the collection and expenditure of monies collected from filing fees for the preservation and restoration of district court records archives.

**FUND 21600 – DISTRICT CLERK RECORDS MANAGEMENT AND PRESERVATION FUND**

This fund was established, pursuant to State statutes, to account for the collection and expenditure of monies collected from filing fees for the records management and preservation services by the court clerk.

**TARRANT COUNTY, TEXAS  
COMBINING BALANCE SHEET  
RECORD PRESERVATION  
AS OF 8/31/2022**

<u>COMBINED TOTAL</u>		<u>RECORDS PRESERVATION &amp; AUTOMATION -FILINGS</u>	<u>RECORDS PRESERVATION &amp; AUTOMATION -CONVICTIONS</u>	<u>RECORDS PRESERVATION &amp; RESTORATION</u>
<b>ASSETS</b>				
\$26,254,946.71	CASH AND INVESTMENTS	\$10,439,986.10	\$96,947.15	\$13,820,130.67
<u>5,914.29</u>	PREPAID EXPENSES AND INVENTORY	<u>0.00</u>	<u>0.00</u>	<u>5,914.29</u>
<u>\$26,260,861.00</u>	TOTAL ASSETS	<u>\$10,439,986.10</u>	<u>\$96,947.15</u>	<u>\$13,826,044.96</u>
<b>LIABILITIES AND FUND BALANCES</b>				
<b>LIABILITIES:</b>				
\$5,464.15	ACCOUNTS PAYABLE	\$3,842.19	\$1,621.96	\$0.00
71,787.02	OTHER LIABILITIES	30,492.08	12,573.74	11,356.71
<u>0.00</u>	DUE TO OTHER FUNDS	<u>0.00</u>	<u>0.00</u>	<u>0.00</u>
77,251.17	TOTAL LIABILITIES	34,334.27	14,195.70	11,356.71
<b>FUND BALANCES:</b>				
<u>26,183,609.83</u>	FUND BALANCES	<u>10,405,651.83</u>	<u>82,751.45</u>	<u>13,814,688.25</u>
<u>\$26,260,861.00</u>	TOTAL LIABILITIES AND FUND BALANCES	<u>\$10,439,986.10</u>	<u>\$96,947.15</u>	<u>\$13,826,044.96</u>

<u>COURT RECORD PRESERVATION</u>	<u>DISTRICT COURT RECORDS TECHNOLOGY (ARCHIVE)</u>	<u>DISTRICT CLERK RECORDS MANAGEMENT &amp; PRESERVATION</u>
\$1,085,104.63	\$92,519.55	\$720,258.61
<u>0.00</u>	<u>0.00</u>	<u>0.00</u>
<u>\$1,085,104.63</u>	<u>\$92,519.55</u>	<u>\$720,258.61</u>
\$0.00	\$0.00	\$0.00
9,432.09	0.00	7,932.40
<u>0.00</u>	<u>0.00</u>	<u>0.00</u>
9,432.09	0.00	7,932.40
<u>1,075,672.54</u>	<u>92,519.55</u>	<u>712,326.21</u>
<u>\$1,085,104.63</u>	<u>\$92,519.55</u>	<u>\$720,258.61</u>



**TARRANT COUNTY, TEXAS**  
**COMBINING STATEMENT OF REVENUES AND EXPENDITURES**  
**AND CHANGES IN FUND BALANCE**  
**RECORDS PRESERVATION**  
**FOR THE ELEVEN (11) MONTHS ENDED 8/31/2022**

<u>COMBINED TOTAL</u>		<u>RECORDS PRESERVATION &amp; AUTOMATION -FILINGS</u>	<u>RECORDS PRESERVATION &amp; AUTOMATION -CONVICTIONS</u>	<u>RECORDS PRESERVATION RESTORATION</u>
	<b>REVENUES:</b>			
\$5,668,714.42	FEES OF OFFICE	\$2,740,640.39	\$97,211.78	\$1,996,661.00
147,553.07	INVESTMENT INCOME	58,408.05	1,075.09	77,491.57
<u>13,632.78</u>	MISCELLANEOUS	<u>10,764.20</u>	<u>2,538.69</u>	<u>44.87</u>
5,829,900.27	TOTAL REVENUES	2,809,812.64	100,825.56	2,074,197.44
	<b>EXPENDITURES:</b>			
	<b>CURRENT:</b>			
2,785,204.01	GENERAL GOVERNMENT	1,816,652.04	410,647.80	557,904.17
691,117.05	JUDICIAL	3,431.85	0.00	0.00
<u>88,999.27</u>	CAPITAL/CONSTRUCTION	<u>88,999.27</u>	<u>0.00</u>	<u>0.00</u>
<u>3,565,320.33</u>	TOTAL EXPENDITURES	<u>1,909,083.16</u>	<u>410,647.80</u>	<u>557,904.17</u>
2,264,579.94	EXCESS (DEFICIT) OF REVENUES OVER EXPENDITURES	900,729.48	(309,822.24)	1,516,293.27
	<b>FUND BALANCES:</b>			
<u>23,919,029.89</u>	BEGINNING OF PERIOD	<u>9,504,922.35</u>	<u>392,573.69</u>	<u>12,298,394.98</u>
<u>\$26,183,609.83</u>	END OF PERIOD	<u>\$10,405,651.83</u>	<u>\$82,751.45</u>	<u>\$13,814,688.25</u>

<u>COURT RECORD PRESERVATION</u>	<u>DISTRICT COURT RECORDS TECHNOLOGY (ARCHIVE)</u>	<u>DISTRICT CLERK RECORDS MANAGEMENT &amp; PRESERVATION</u>
\$135,552.95	\$94,884.01	\$603,764.29
6,602.86	423.14	3,552.36
271.40	13.62	0.00
<u>142,427.21</u>	<u>95,320.77</u>	<u>607,316.65</u>
0.00	0.00	0.00
332,693.69	102,582.84	252,408.67
0.00	0.00	0.00
<u>332,693.69</u>	<u>102,582.84</u>	<u>252,408.67</u>
(190,266.48)	(7,262.07)	354,907.98
<u>1,265,939.02</u>	<u>99,781.62</u>	<u>357,418.23</u>
<u>\$1,075,672.54</u>	<u>\$92,519.55</u>	<u>\$712,326.21</u>



**TARRANT COUNTY, TEXAS  
COURT DESIGNATED FUNDS  
FUND DESCRIPTION**

**FUND 22100 - COURTHOUSE SECURITY FUND**

This fund was established, pursuant to State statutes, to account for the collection of Courthouse security fees assessed in court cases. Revenue is subsequently transferred to the general fund where expenditures for Courthouse security are recorded.

**FUND 22400 – JUVENILE DELINQUENCY PREVENTION FUND**

This fund was established, pursuant to State statutes, to account for the collection of a fee related to graffiti court cases. The revenues in this fund are to be used to repair damages, provide educational and intervention programs, and provide rewards to the public for aiding in the apprehension and prosecution of offenders who commit graffiti offenses.

**FUND 22500 - ALTERNATIVE DISPUTE RESOLUTION SYSTEM (ADRS)**

This fund was established, pursuant to State statutes, to account for an alternative dispute resolution system for the peaceable and expeditious resolution of citizen disputes.

**FUND 22600 – PROBATE CONTRIBUTIONS FUND**

This fund was established, pursuant to State statutes, to account for the collection of a fee under Section 51.704. The revenues in this fund are to be used for court-related purposes for the support of the statutory probate courts.

**FUND 24300 - APPELLATE JUDICIAL SYSTEM FUND**

This fund was established, pursuant to State statutes, to account for the collection and expenditure of monies collected in civil cases to provide for a portion of the operational costs of the Court of Appeals.

**FUND 22700 – JUSTICE COURT TECHNOLOGY FUND**

This fund was established, pursuant to State statutes, to account for the collection and expenditure of monies to provide for technology in the justice of the peace courts.

**FUND 22800 – JUSTICE COURT BUILDING SECURITY FUND**

This fund was established, pursuant to State statutes, to account for the collection and expenditure of monies to provide for security in the justice court buildings.

**FUND 22900 – CHILD ABUSE PREVENTION FUND**

This fund was established, pursuant to State statutes, to account for the collection and expenditure of monies to provide for child abuse prevention programs.

**FUND 23000 – FAMILY PROTECTION FUND**

This fund was established, pursuant to State statutes, to account for the collection and expenditure of monies to provide for family protection services.

**FUND 23100 – GUARDIANSHIP FUND**

This fund was established, pursuant to State statutes, to account for the collection and expenditure of monies to provide compensation of a guardian ad litem, an attorney ad litem, and/or fund local guardianship programs for indigent incapacitated persons.

**FUND 23200 – DRUG AND ALCOHOL COURT FUND**

This fund was established, pursuant to State statutes, to account for the collection and expenditure of monies to provide for drug and alcohol court program.

**FUND 23300 – COUNTY AND DISTRICT COURT TECHNOLOGY FUND**

This fund was established, pursuant to State statutes, to account for the collection and expenditure of monies to provide for county and district court technology.

**TARRANT COUNTY, TEXAS  
COURT DESIGNATED FUNDS  
FUND DESCRIPTION**

**FUND 23400 – SPECIALTY COURT FUND**


This fund was established, pursuant to State statutes, to account for the collection and expenditure of monies to provide for eligible specialty court programs.

**FUND 23500 – TRUANCY PREVENTION AND DIVERSION FUND**

This fund was established, pursuant to State statutes, to account for the collection and expenditure of monies to provide for a juvenile case manager and implement programs to prevent or reduce juvenile referrals to the court.

**FUND 23600 – LANGUAGE ACCESS FUND**

This fund was established, pursuant to State statutes, to account for the collection and expenditure of monies to provide language access services for individuals appearing before the court or receiving court services.



**TARRANT COUNTY, TEXAS  
COMBINING BALANCE SHEET  
COURT DESIGNATED FUNDS  
AS OF 8/31/2022**

<u>COMBINED TOTAL</u>		<u>COURTHOUSE SECURITY</u>	<u>JUVENILE DELINQUENCY PREVENTION</u>	<u>ADRS</u>	<u>PROBATE CONTRIBUTION FUND</u>	<u>APPELLATE JUDICIAL SYSTEM</u>	<u>JUSTICE COURT TECHNOLOGY FUND</u>
<b>ASSETS</b>							
\$3,625,606.59	CASH AND INVESTMENTS	\$0.00	\$2,877.30	\$1,569,152.80	\$791,336.98	\$37,690.10	\$207,235.68
0.00	OTHER RECEIVABLES	0.00	0.00	0.00	0.00	0.00	0.00
<u>\$3,625,606.59</u>	TOTAL ASSETS	<u>\$0.00</u>	<u>\$2,877.30</u>	<u>\$1,569,152.80</u>	<u>\$791,336.98</u>	<u>\$37,690.10</u>	<u>\$207,235.68</u>
<b>LIABILITIES AND FUND BALANCES</b>							
<b>LIABILITIES:</b>							
\$34,334.49	ACCOUNTS PAYABLE	\$0.00	\$0.00	\$12.49	\$0.00	\$0.00	\$0.00
19,535.06	OTHER LIABILITIES	0.00	0.00	10,177.70	2,952.66	2,463.31	0.00
53,869.55	TOTAL LIABILITIES	0.00	0.00	10,190.19	2,952.66	2,463.31	0.00
<b>FUND BALANCES:</b>							
3,571,737.04	FUND BALANCES	0.00	2,877.30	1,558,962.61	788,384.32	35,226.79	207,235.68
<u>\$3,625,606.59</u>	TOTAL LIABILITIES AND FUND BALANCES	<u>\$0.00</u>	<u>\$2,877.30</u>	<u>\$1,569,152.80</u>	<u>\$791,336.98</u>	<u>\$37,690.10</u>	<u>\$207,235.68</u>


<u>JUSTICE COURT BLDG SECURITY FUND</u>	<u>CHILD ABUSE PREVENTION FUND</u>	<u>FAMILY PROTECTION FUND</u>	<u>GUARDIANSHIP FUND</u>	<u>DRUG &amp; ALCOHOL COURT</u>	<u>COUNTY AND DISTRICT COURT TECHNOLOGY FUND</u>	<u>SPECIALTY COURT FUND</u>	<u>TRUANCY PREVENTION &amp; DIVERSION FUND</u>	<u>LANGUAGE ACCESS FUND</u>
\$0.00	\$104,519.85	\$31,566.59	\$114,229.85	\$192,418.44	\$202,759.04	\$115,028.16	\$77,711.85	\$179,079.95
<u>0.00</u>	<u>0.00</u>	<u>0.00</u>	<u>0.00</u>	<u>0.00</u>	<u>0.00</u>	<u>0.00</u>	<u>0.00</u>	<u>0.00</u>
<u>\$0.00</u>	<u>\$104,519.85</u>	<u>\$31,566.59</u>	<u>\$114,229.85</u>	<u>\$192,418.44</u>	<u>\$202,759.04</u>	<u>\$115,028.16</u>	<u>\$77,711.85</u>	<u>\$179,079.95</u>
\$0.00	\$0.00	\$0.00	\$0.00	\$34,322.00	\$0.00	\$0.00	\$0.00	\$0.00
<u>0.00</u>	<u>0.00</u>	<u>0.00</u>	<u>0.00</u>	<u>0.00</u>	<u>0.00</u>	<u>3,941.39</u>	<u>0.00</u>	<u>0.00</u>
0.00	0.00	0.00	0.00	34,322.00	0.00	3,941.39	0.00	0.00
<u>0.00</u>	<u>104,519.85</u>	<u>31,566.59</u>	<u>114,229.85</u>	<u>158,096.44</u>	<u>202,759.04</u>	<u>111,086.77</u>	<u>77,711.85</u>	<u>179,079.95</u>
<u>\$0.00</u>	<u>\$104,519.85</u>	<u>\$31,566.59</u>	<u>\$114,229.85</u>	<u>\$192,418.44</u>	<u>\$202,759.04</u>	<u>\$115,028.16</u>	<u>\$77,711.85</u>	<u>\$179,079.95</u>



**TARRANT COUNTY, TEXAS**  
**COMBINING STATEMENT OF REVENUES AND EXPENDITURES**  
**AND CHANGES IN FUND BALANCE**  
**COURT DESIGNATED FUNDS**  
**FOR THE ELEVEN (11) MONTHS ENDED 8/31/2022**

<u>COMBINED TOTAL</u>		<u>COURTHOUSE SECURITY</u>	<u>JUVENILE DELINQUENCY PREVENTION</u>	<u>ADRS</u>	<u>PROBATE CONTRIBUTION FUND</u>	<u>APPELLATE JUDICIAL SYSTEM</u>	<u>JUSTICE COURT TECHNOLOGY FUND</u>
	<b>REVENUES:</b>						
\$2,367,540.42	FEES OF OFFICE	\$967,558.02	\$1.00	\$661,666.40	\$0.00	\$156,920.33	\$28,626.95
137,463.78	INTERGOVERNMENTAL	0.00	0.00	0.00	137,463.78	0.00	0.00
19,800.87	INVESTMENT INCOME	0.00	16.50	8,378.79	4,563.80	190.28	1,178.89
216.03	MISCELLANEOUS	0.00	0.00	0.00	0.00	0.00	216.03
<u>2,525,021.10</u>	<b>TOTAL REVENUES</b>	<u>967,558.02</u>	<u>17.50</u>	<u>670,045.19</u>	<u>142,027.58</u>	<u>157,110.61</u>	<u>30,021.87</u>
	<b>EXPENDITURES:</b>						
	<b>CURRENT:</b>						
431,783.03	GENERAL GOVERNMENT	0.00	0.00	321,783.03	0.00	0.00	0.00
569,309.87	JUDICIAL	0.00	0.00	0.00	123,278.52	146,883.97	0.00
44,727.78	CAPITAL/CONSTRUCTION	0.00	0.00	19,500.00	0.00	0.00	25,227.78
<u>1,045,820.68</u>	<b>TOTAL EXPENDITURES</b>	<u>0.00</u>	<u>0.00</u>	<u>341,283.03</u>	<u>123,278.52</u>	<u>146,883.97</u>	<u>25,227.78</u>
1,479,200.42	EXCESS (DEFICIT) OF REVENUES OVER EXPENDITURES	967,558.02	17.50	328,762.16	18,749.06	10,226.64	4,794.09
	<b>OTHER FINANCING SOURCES (USES):</b>						
(976,181.87)	OPERATING TRANSFERS OUT	(967,558.02)	0.00	0.00	0.00	0.00	0.00
503,018.55	EXCESS (DEFICIT ) OF REVENUES AND OPERATING TRANSFERS OVER EXPENDITURES	0.00	17.50	328,762.16	18,749.06	10,226.64	4,794.09
	<b>FUND BALANCES:</b>						
3,068,718.49	BEGINNING OF PERIOD	0.00	2,859.80	1,230,200.45	769,635.26	25,000.15	202,441.59
<u>\$3,571,737.04</u>	END OF PERIOD	<u>\$0.00</u>	<u>\$2,877.30</u>	<u>\$1,558,962.61</u>	<u>\$788,384.32</u>	<u>\$35,226.79</u>	<u>\$207,235.68</u>

JUSTICE COURT BLDG SECURITY FUND	CHILD ABUSE PREVENTION FUND	FAMILY PROTECTION FUND	GUARDIANSHIP FUND	DRUG & ALCOHOL COURT	COUNTY AND DISTRICT COURT TECHNOLOGY FUND	SPECIALTY COURT FUND	TRUANCY PREVENTION & DIVERSION FUND	LANGUAGE ACCESS FUND
\$8,623.85	\$9,397.80	\$26,370.00	\$116,879.92	\$12,495.65	\$30,134.08	\$137,794.75	\$32,679.94	\$178,391.73
0.00	0.00	0.00	0.00	0.00	0.00	0.00	0.00	0.00
0.00	591.84	203.16	539.21	1,239.97	1,125.62	679.78	404.81	688.22
0.00	0.00	0.00	0.00	0.00	0.00	0.00	0.00	0.00
8,623.85	9,989.64	26,573.16	117,419.13	13,735.62	31,259.70	138,474.53	33,084.75	179,079.95
0.00	0.00	0.00	110,000.00	0.00	0.00	0.00	0.00	0.00
0.00	5,000.00	40,470.00	0.00	116,432.11	0.00	137,245.27	0.00	0.00
0.00	0.00	0.00	0.00	0.00	0.00	0.00	0.00	0.00
0.00	5,000.00	40,470.00	110,000.00	116,432.11	0.00	137,245.27	0.00	0.00
8,623.85	4,989.64	(13,896.84)	7,419.13	(102,696.49)	31,259.70	1,229.26	33,084.75	179,079.95
(8,623.85)	0.00	0.00	0.00	0.00	0.00	0.00	0.00	0.00
0.00	4,989.64	(13,896.84)	7,419.13	(102,696.49)	31,259.70	1,229.26	33,084.75	179,079.95
0.00	99,530.21	45,463.43	106,810.72	260,792.93	171,499.34	109,857.51	44,627.10	0.00
\$0.00	\$104,519.85	\$31,566.59	\$114,229.85	\$158,096.44	\$202,759.04	\$111,086.77	\$77,711.85	\$179,079.95



**TARRANT COUNTY, TEXAS  
ENTERPRISE FUNDS  
FUND DESCRIPTIONS**

---

**FUND 51100 – RESOURCE CONNECTION**

This fund was established to account for activities of the Resource Connection.

**FUND 51200 – OIL & GAS ROYALTY FUND**

This fund was established to account for proceeds from the lease of County mineral rights on the Resource Connection campus.

**TARRANT COUNTY, TEXAS**  
**STATEMENT OF NET POSITION**  
**ENTERPRISE FUNDS**  
**AS OF 8/31/2022**

<u>COMBINED TOTAL</u>		<u>RESOURCE CONNECTION</u>	<u>OIL &amp; GAS ROYALTY</u>
<b>ASSETS</b>			
\$4,433,169.15	CASH AND INVESTMENTS	\$2,795,366.24	\$1,637,802.91
12,119.69	OTHER RECEIVABLES (NET)	12,119.69	0.00
6,408.68	PREPAID EXPENSES & INVENTORY	6,408.68	0.00
<u>3,676,770.98</u>	FIXED ASSETS (NET)	<u>3,166,836.72</u>	<u>509,934.26</u>
<u>8,128,468.50</u>	TOTAL ASSETS	<u>5,980,731.33</u>	<u>2,147,737.17</u>
<b>DEFERRED OUTFLOWS OF RESOURCES</b>			
106,410.00	PENSION CONTRIBUTIONS AFTER MEASUREMENT DATE	106,410.00	0.00
7,452.00	DIFFERENCE IN EXPECTED & ACTUAL PENSION EXPERIENCE	7,452.00	0.00
234,544.00	CHANGES IN PENSION ASSUMPTIONS	234,544.00	0.00
95,376.00	CHANGES IN OPEB ASSUMPTIONS	95,376.00	0.00
<u>22,411.00</u>	OPEB CONTRIBUTIONS AFTER MEASUREMENT DATE	<u>22,411.00</u>	<u>0.00</u>
<u>466,193.00</u>	TOTAL DEFERRED OUTFLOWS OF RESOURCES	<u>466,193.00</u>	<u>0.00</u>
<b>LIABILITIES</b>			
87,002.82	ACCOUNTS PAYABLE	87,002.82	0.00
28,184.91	OTHER LIABILITIES	28,184.91	0.00
381,576.89	ADVANCE FROM CAPITAL PROJECTS FUND	381,576.89	0.00
38,834.00	UNEARNED REVENUE	38,834.00	0.00
738,961.00	NET PENSION LIABILITY	738,961.00	0.00
667,689.00	OTHER POST EMPLOYMENT BENEFIT LIABILITY	667,689.00	0.00
<u>128,873.09</u>	COMPENSATED ABSENCES	<u>128,873.09</u>	<u>0.00</u>
<u>2,071,121.71</u>	TOTAL LIABILITIES	<u>2,071,121.71</u>	<u>0.00</u>
<b>DEFERRED INFLOWS OF RESOURCES</b>			
19,559.00	DIFFERENCE IN EXPECTED & ACTUAL PENSION EXPERIENCE	19,559.00	0.00
149,002.00	DIFFERENCE IN PROJECTED & ACTUAL PENSION EARNINGS	149,002.00	0.00
9,868.00	CHANGES IN PENSION ASSUMPTIONS	9,868.00	0.00
114,959.00	DIFFERENCE IN EXPECTED & ACTUAL OPEB EXPERIENCE	114,959.00	0.00
<u>77,401.00</u>	CHANGES IN OPEB ASSUMPTIONS	<u>77,401.00</u>	<u>0.00</u>
<u>370,789.00</u>	TOTAL DEFERRED INFLOWS OF RESOURCES	<u>370,789.00</u>	<u>0.00</u>
<b>NET POSITION</b>			
<u>6,152,750.79</u>	NET POSITION	<u>4,005,013.62</u>	<u>2,147,737.17</u>
<u>\$6,152,750.79</u>	TOTAL NET POSITION	<u>\$4,005,013.62</u>	<u>\$2,147,737.17</u>

**TARRANT COUNTY, TEXAS**  
**COMBINING STATEMENT OF REVENUES, EXPENSES**  
**AND CHANGES IN FUND NET POSITION**  
**ENTERPRISE FUNDS**  
**FOR THE ELEVEN (11) MONTHS ENDED 8/31/2022**

<u>COMBINED TOTAL</u>		<u>RESOURCE CONNECTION</u>	<u>OIL &amp; GAS ROYALTY</u>
	<b>OPERATING REVENUES:</b>		
\$3,027,881.70	BUILDING RENTALS	\$3,027,881.70	\$0.00
<u>143,746.05</u>	OTHER REVENUES	<u>4,119.50</u>	<u>139,626.55</u>
3,171,627.75	TOTAL OPERATING REVENUES	3,032,001.20	139,626.55
	<b>OPERATING EXPENSES:</b>		
1,080,328.93	PERSONNEL	1,080,328.93	0.00
1,366,352.50	BUILDING AND EQUIPMENT	1,366,352.50	0.00
282,099.65	DEPRECIATION AND AMORTIZATION	217,858.72	64,240.93
43,944.60	INSURANCE PREMIUMS	43,944.60	0.00
<u>161,424.67</u>	OTHER EXPENSES	<u>161,424.67</u>	<u>0.00</u>
<u>2,934,150.35</u>	TOTAL OPERATING EXPENSES	<u>2,869,909.42</u>	<u>64,240.93</u>
237,477.40	OPERATING INCOME (LOSS)	162,091.78	75,385.62
	<b>NON-OPERATING REVENUE (EXPENSE):</b>		
<u>25,573.98</u>	INTEREST INCOME	<u>16,349.90</u>	<u>9,224.08</u>
263,051.38	NET INCOME (LOSS) BEFORE TRANSFERS	178,441.68	84,609.70
	<b>OPERATING TRANSFERS:</b>		
0.00	OPERATING TRANSFERS IN	0.00	0.00
<u>0.00</u>	OPERATING TRANSFERS OUT	<u>0.00</u>	<u>0.00</u>
263,051.38	NET INCOME (LOSS)	178,441.68	84,609.70
	<b>NET POSITION:</b>		
<u>5,889,699.41</u>	BEGINNING OF PERIOD	<u>3,826,571.94</u>	<u>2,063,127.47</u>
<u><u>\$6,152,750.79</u></u>	END OF PERIOD	<u><u>\$4,005,013.62</u></u>	<u><u>\$2,147,737.17</u></u>



**TARRANT COUNTY, TEXAS  
INTERNAL SERVICE FUNDS  
FUND DESCRIPTIONS**

**FUND 61500 - SELF INSURANCE FUND**

This fund was established to account for expenditures of bond proceeds received in fiscal year 1998 for the county self insured general liability claims.

**FUND 61900 - WORKERS COMPENSATION**

This fund was established to account for workers compensation claims. Prior to the establishment of fund 615, this fund was used for general liability and automobile/property damage claims.

**FUND 62100 - COUNTY CLERK PROFESSIONAL LIABILITY FUND**

This fund was established to account for the County Clerk's errors and omissions self insurance.

**FUND 62200 - DISTRICT CLERK PROFESSIONAL LIABILITY FUND**

This fund was established to account for the District Clerk's errors and omissions self insurance.

**FUND 65100 - EMPLOYEE BENEFITS FUND**

This fund was established to account for Tarrant County employee benefits.



**TARRANT COUNTY, TEXAS**  
**STATEMENT OF NET POSITION**  
**INTERNAL SERVICE FUNDS**  
**AS OF 8/31/2022**


<u>COMBINED TOTAL</u>		<u>SELF INSURANCE</u>	<u>WORKERS COMPENSATION</u>	<u>COUNTY CLERK PROFESSIONAL LIABILITY</u>
<b>ASSETS</b>				
\$48,220,402.96	CASH AND INVESTMENTS	\$2,745,804.95	\$5,169,536.51	\$720,566.19
20,284.60	OTHER RECEIVABLES	4,240.26	0.00	0.00
<u>386,000.00</u>	PREPAID EXPENSES AND INVENTORY	<u>0.00</u>	<u>140,000.00</u>	<u>0.00</u>
<u>48,626,687.56</u>	TOTAL ASSETS	<u>2,750,045.21</u>	<u>5,309,536.51</u>	<u>720,566.19</u>
<b>LIABILITIES</b>				
522,822.68	ACCOUNTS PAYABLE	24,388.09	0.00	0.00
17,067,777.77	OTHER LIABILITIES	655,489.00	12,396,117.00	0.00
<u>111,244.78</u>	UNEARNED REVENUE	<u>0.00</u>	<u>0.00</u>	<u>0.00</u>
<u>17,701,845.23</u>	TOTAL LIABILITIES	<u>679,877.09</u>	<u>12,396,117.00</u>	<u>0.00</u>
<b>NET POSITION</b>				
<u>30,924,842.33</u>	NET POSITION	<u>2,070,168.12</u>	<u>(7,086,580.49)</u>	<u>720,566.19</u>
<u><u>\$30,924,842.33</u></u>	TOTAL NET POSITION	<u><u>\$2,070,168.12</u></u>	<u><u>(\$7,086,580.49)</u></u>	<u><u>\$720,566.19</u></u>

<u>DISTRICT CLERK PROFESSIONAL LIABILITY</u>	<u>EMPLOYEE BENEFITS</u>
\$561,816.68	\$39,022,678.63
0.00	16,044.34
<u>0.00</u>	<u>246,000.00</u>
<u>561,816.68</u>	<u>39,284,722.97</u>
0.00	498,434.59
0.00	4,016,171.77
<u>0.00</u>	<u>111,244.78</u>
<u>0.00</u>	<u>4,625,851.14</u>
<u>561,816.68</u>	<u>34,658,871.83</u>
<u>\$561,816.68</u>	<u>\$34,658,871.83</u>

**TARRANT COUNTY, TEXAS**  
**COMBINING STATEMENT OF REVENUES, EXPENSES**  
**AND CHANGES IN FUND NET POSITION**  
**INTERNAL SERVICE FUNDS**  
**FOR THE ELEVEN (11) MONTHS ENDED 8/31/2022**

<u>COMBINED TOTAL</u>		<u>SELF INSURANCE</u>	<u>WORKERS COMPENSATION</u>	<u>COUNTY CLERK PROFESSIONAL LIABILITY</u>
	<b>OPERATING REVENUES:</b>			
\$21,808,746.83	USER FEES	\$0.00	\$0.00	\$5.00
56,322,160.61	COUNTY CONTRIBUTIONS	0.00	2,665,250.28	0.00
8,391,004.51	OTHER REVENUES	538,326.13	0.00	0.00
86,521,911.95	TOTAL OPERATING REVENUES	538,326.13	2,665,250.28	5.00
	<b>OPERATING EXPENSES:</b>			
112,142.96	BUILDING AND EQUIPMENT	107,312.54	0.00	0.00
73,931,895.95	SELF INSURANCE CLAIMS	201,679.34	4,083,963.83	200.00
6,039,452.85	INSURANCE PREMIUMS	0.00	0.00	0.00
3,866,373.31	ADMINISTRATION	0.00	0.00	0.00
1,426,369.68	OTHER EXPENSES	130,978.05	336,799.10	0.00
85,376,234.75	TOTAL OPERATING EXPENSES	439,969.93	4,420,762.93	200.00
1,145,677.20	OPERATING INCOME (LOSS)	98,356.20	(1,755,512.65)	(195.00)
	<b>NON-OPERATING REVENUE (EXPENSE):</b>			
275,040.71	INTEREST INCOME	16,201.91	32,136.35	4,138.38
1,420,717.91	NET INCOME (LOSS) BEFORE TRANSFERS	114,558.11	(1,723,376.30)	3,943.38
	<b>OPERATING TRANSFERS:</b>			
8,500,000.00	OPERATING TRANSFERS IN	1,500,000.00	7,000,000.00	0.00
(7,000,000.00)	OPERATING TRANSFERS OUT	0.00	0.00	0.00
2,920,717.91	NET INCOME (LOSS)	1,614,558.11	5,276,623.70	3,943.38
	<b>NET POSITION:</b>			
28,004,124.42	BEGINNING OF PERIOD	455,610.01	(12,363,204.19)	716,622.81
\$30,924,842.33	END OF PERIOD	\$2,070,168.12	(\$7,086,580.49)	\$720,566.19

<u>DISTRICT CLERK PROFESSIONAL LIABILITY</u>	<u>EMPLOYEE BENEFITS</u>
\$75.00	\$21,808,666.83
0.00	53,656,910.33
<u>0.00</u>	<u>7,852,678.38</u>
75.00	83,318,255.54
0.00	4,830.42
0.00	69,646,052.78
0.00	6,039,452.85
0.00	3,866,373.31
<u>7,237.44</u>	<u>951,355.09</u>
<u>7,237.44</u>	<u>80,508,064.45</u>
(7,162.44)	2,810,191.09
<u>3,230.45</u>	<u>219,333.62</u>
(3,931.99)	3,029,524.71
0.00	0.00
<u>0.00</u>	<u>(7,000,000.00)</u>
(3,931.99)	(3,970,475.29)
<u>565,748.67</u>	<u>38,629,347.12</u>
<u><u>\$561,816.68</u></u>	<u><u>\$34,658,871.83</u></u>



---

**TARRANT COUNTY**  
**BUDGETARY INFORMATION**



**TARRANT COUNTY, TEXAS**  
**SUMMARY BUDGET VERSUS ACTUAL (BUDGET BASIS) REVENUE AND EXPENDITURES**  
**TAX SUPPORTED FUNDS**  
**FOR THE ELEVEN (11) MONTHS ENDED 8/31/2022**

	CURRENT MONTH ACTUAL	YTD ACTUAL	BUDGET	PERCENT	LAST YEAR PERCENT
<b><u>GENERAL FUND</u></b>					
REVENUES:					
Taxes	\$377,960	\$464,453,697	\$463,878,186	OVER 100%	OVER 100%
Licenses	114,758	1,228,607	1,055,000	OVER 100%	OVER 100%
Fees of Office	3,499,448	69,711,478	58,227,400	OVER 100%	OVER 100%
Intergovernmental	2,016,344	25,069,924	23,242,417	OVER 100%	OVER 100%
Investment Income	1,231,370	3,685,789	230,750	OVER 100%	OVER 100%
Other Revenues	1,114,540	10,079,602	7,658,892	OVER 100%	OVER 100%
Transfers	115,280	976,182	630,000	OVER 100%	87.78%
Cash Carryforward		193,046,648	165,313,882		
	<u>\$8,469,700</u>	<u>\$768,251,927</u>	<u>\$720,236,527</u>	<u>OVER 100%</u>	<u>OVER 100%</u>
EXPENDITURES:					
Personnel	\$33,455,713.82	\$353,194,654	\$402,319,212	87.79%	88.97%
Other	8,813,407	103,886,725	133,955,094	77.55%	74.42%
Transfers	6,433,105	70,155,796	76,912,729	91.21%	89.78%
Grant Match and Subsidy	227,902	1,516,039	4,973,505	30.48%	68.88%
Undesignated			28,474,817		
Reserves			73,601,170		
	<u>\$48,930,127</u>	<u>\$528,753,213</u>	<u>\$720,236,527</u>	<u>73.41%</u>	<u>75.08%</u>
<b><u>ROAD &amp; BRIDGE FUND</u></b>					
REVENUES:					
Taxes	\$0	\$588	\$0	OVER 100%	OVER 100%
Fees of Office	1,767,080	17,521,540	18,823,950	93.08%	OVER 100%
Intergovernmental	200	58,277	60,400	96.49%	OVER 100%
Investment Income	29,907	95,200	15,000	OVER 100%	OVER 100%
Other Revenues	45	301,673	172,000	OVER 100%	91.48%
Transfers	890,522	9,795,739	10,686,261	91.67%	91.67%
Cash Carryforward		15,059,553	11,481,998		
	<u>\$2,687,754</u>	<u>\$42,832,570</u>	<u>\$41,239,609</u>	<u>OVER 100%</u>	<u>OVER 100%</u>
EXPENDITURES:					
Personnel	\$1,894,549	\$19,622,152	\$23,387,765	83.90%	85.44%
Other	1,120,212	11,512,668	17,198,203	66.94%	44.36%
Grant Match and Subsidy	0	122,297	356,100	34.34%	33.33%
Undesignated			297,541		
	<u>\$3,014,761</u>	<u>\$31,257,117</u>	<u>\$41,239,609</u>	<u>75.79%</u>	<u>69.65%</u>
<b><u>DEBT SERVICE FUND</u></b>					
REVENUES:					
Taxes	\$28,586	\$34,118,392	\$34,100,247	OVER 100%	OVER 100%
Investment Income	3,121	95,199	15,090	OVER 100%	OVER 100%
Cash Carryforward		1,708,026	1,614,117		
	<u>\$31,707</u>	<u>\$35,921,617</u>	<u>\$35,729,454</u>	<u>OVER 100%</u>	<u>OVER 100%</u>
EXPENDITURES:					
Principal	\$0	\$28,815,000	\$27,560,000	OVER 100%	100.00%
Interest	0	5,403,380	6,659,454	81.14%	100.00%
Other Expenditures	0	5,150	10,000	51.50%	70.83%
Reserves			1,500,000		
	<u>\$0</u>	<u>\$34,223,530</u>	<u>\$35,729,454</u>	<u>95.79%</u>	<u>97.16%</u>



**TARRANT COUNTY, TEXAS  
GENERAL FUND FEES OF OFFICE ANALYSIS  
FOR THE ELEVEN (11) MONTHS ENDED 8/31/2022  
(BUDGET BASIS)**

<u>FEE OFFICE</u>	<u>ACTUAL REVENUE</u>	<u>ANNUAL BUDGET</u>	<u>PERCENT COLLECTED</u>	<u>LAST YEAR PERCENT</u>
Tax Assessor/Collector	\$41,491,543	\$34,364,500	OVER 100%	OVER 100%
County Clerk	13,585,706	11,030,500	OVER 100%	OVER 100%
Sheriff	434,386	420,500	OVER 100%	OVER 100%
Constable 1	620,234	528,000	OVER 100%	83.01%
Constable 2	898,688	457,000	OVER 100%	65.78%
Constable 3	484,736	417,000	OVER 100%	85.21%
Constable 4	388,222	399,000	97.30%	OVER 100%
Constable 5	515,141	241,000	OVER 100%	99.71%
Constable 6	408,222	358,000	OVER 100%	88.23%
Constable 7	674,058	398,000	OVER 100%	75.53%
Constable 8	800,275	408,000	OVER 100%	74.26%
District Clerk	3,957,757	4,110,000	96.30%	88.49%
Domestic Relations	1,053,849	1,088,300	96.83%	87.85%
District Attorney	105,893	84,000	OVER 100%	88.72%
Justice of Peace 1	151,441	162,000	93.48%	97.85%
Justice of Peace 2	253,962	172,000	OVER 100%	81.51%
Justice of Peace 3	119,681	153,000	78.22%	OVER 100%
Justice of Peace 4	136,146	170,000	80.09%	OVER 100%
Justice of Peace 5	159,676	112,000	OVER 100%	82.98%
Justice of Peace 6	187,863	202,000	93.00%	OVER 100%
Justice of Peace 7	238,297	243,000	98.06%	OVER 100%
Justice of Peace 8	192,301	120,000	OVER 100%	94.52%
County Courts	23,066	21,600	OVER 100%	OVER 100%
Elections	2,074	1,000	OVER 100%	OVER 100%
Medical Examiner	2,484,980	2,340,000	OVER 100%	OVER 100%
Other	<u>343,279</u>	<u>227,000</u>	<u>OVER 100%</u>	<u>OVER 100%</u>
<b>TOTAL</b>	<u><u>\$69,711,478</u></u>	<u><u>\$58,227,400</u></u>	<u>OVER 100%</u>	<u>OVER 100%</u>

RATABLE COLLECTION PERCENTAGE

91.67%

**TARRANT COUNTY, TEXAS  
BUDGET REPORT  
FOR THE ELEVEN (11) MONTHS ENDED 8/31/2022**

GENERAL FUND	CURRENT	ENCUMBRANCES	TOTAL	TOTAL	UNEXPENDED	%
	MONTH	AND	EXPENDITURES	BUDGET	BUDGET	BUDGET
	EXPENDITURES	COMMITMENTS	& COMMITMENTS			USED
County Judge	100,906.79	192.50	1,124,412.10	1,315,687.00	191,274.90	85.46%
County Administrator	238,842.40	86,419.98	2,680,834.41	3,347,500.00	666,665.59	80.08%
Non-Departmental	7,384,344.25	278,563.27	83,809,480.14	100,135,522.00	16,326,041.86	83.70%
Auditor	706,971.27	3,032.30	7,119,076.94	8,204,141.00	1,085,064.06	86.77%
Budget/Risk Management	93,410.16	64.13	903,532.63	997,882.00	94,349.37	90.55%
Tax Assessor / Collector	1,355,417.25	293,873.05	15,441,299.09	17,277,769.00	1,836,469.91	89.37%
Elections Administration	421,672.84	306,793.98	8,710,882.95	9,787,733.00	1,076,850.05	89.00%
Information Technology	3,040,173.88	1,864,606.63	41,754,839.19	48,960,061.00	7,205,221.81	85.28%
Human Resources	313,803.15	35,739.03	3,221,040.02	3,849,700.00	628,659.98	83.67%
Purchasing	211,437.58	639.73	2,380,916.33	2,682,836.00	301,919.67	88.75%
Facilities	468,132.55	255,503.99	4,859,170.61	5,784,034.00	924,863.39	84.01%
Sheriff	5,082,456.13	627,209.16	50,568,334.36	57,244,426.00	6,676,091.64	88.34%
Sheriff - Confinement	9,009,490.26	726,616.52	96,780,761.47	100,764,569.00	3,983,807.53	96.05%
Constable Precinct 1	128,189.33	310.60	1,347,077.10	1,487,678.00	140,600.90	90.55%
Constable Precinct 2	131,338.98	3,477.77	1,273,394.26	1,395,667.00	122,272.74	91.24%
Constable Precinct 3	155,787.13	20,193.10	1,535,835.84	1,679,430.00	143,594.16	91.45%
Constable Precinct 4	96,700.77	11,103.88	1,147,788.83	1,239,663.00	91,874.17	92.59%
Constable Precinct 5	90,742.96	5,348.83	891,711.20	1,106,075.00	214,363.80	80.62%
Constable Precinct 6	92,465.93	1,964.02	944,276.11	1,091,867.00	147,590.89	86.48%
Constable Precinct 7	136,002.69	16,080.74	1,385,494.91	1,593,409.00	207,914.09	86.95%
Constable Precinct 8	126,244.53	5,249.03	1,294,025.47	1,450,446.00	156,420.53	89.22%
Medical Examiner	986,518.32	103,341.40	10,728,441.24	14,589,467.00	3,861,025.76	73.54%
Fire Marshal	43,603.04	-	438,927.05	484,837.00	45,909.95	90.53%
Community Supervision	187,634.60	-	2,955,882.94	3,770,083.00	814,200.06	78.40%
Juvenile Services	1,873,528.32	761,160.65	20,201,373.32	23,313,732.00	3,112,358.68	86.65%
Buildings	2,166,815.20	1,824,491.33	22,595,339.76	26,676,815.00	4,081,475.24	84.70%
17TH District Court	29,440.26	-	288,676.00	318,569.00	29,893.00	90.62%
48TH District Court	27,203.44	7.21	280,228.42	314,978.00	34,749.58	88.97%
67TH District Court	26,548.74	6.33	280,869.65	311,787.00	30,917.35	90.08%
96TH District Court	23,999.85	276.72	295,439.04	313,409.00	17,969.96	94.27%
141ST District Court	27,272.64	-	296,827.74	311,100.00	14,272.26	95.41%
153RD District Court	28,009.78	-	291,437.84	324,322.00	32,884.16	89.86%
236TH District Court	28,001.93	252.00	286,578.14	320,116.00	33,537.86	89.52%
342ND District Court	43,103.32	450.68	325,188.98	316,769.00	(8,419.98)	100.00%
348TH District Court	26,206.37	-	316,444.65	312,183.00	(4,261.65)	100.00%
352ND District Court	26,674.48	-	280,178.41	310,748.00	30,569.59	90.16%
Criminal District Court 1	216,122.96	146.00	1,676,625.59	2,426,013.00	749,387.41	69.11%
Criminal District Court 2	198,166.84	-	1,505,154.63	2,042,930.00	537,775.37	73.68%
Criminal District Court 3	128,284.40	315.42	1,503,577.75	2,029,582.00	526,004.25	74.08%
Criminal District Court 4	151,747.19	130.89	1,281,225.33	1,949,274.00	668,048.67	65.73%
213TH District Court	272,425.77	-	2,846,457.07	3,329,781.00	483,323.93	85.48%
297TH District Court	202,875.47	195.69	1,704,942.62	1,993,127.00	288,184.38	85.54%
371ST District Court	92,505.45	332.91	1,578,380.49	2,371,918.00	793,537.51	66.54%
372ND District Court	199,943.28	157.54	1,729,767.08	2,109,818.00	380,050.92	81.99%
396TH District Court	242,799.20	-	2,457,543.26	2,656,541.00	198,997.74	92.51%
432ND District Court	181,623.42	-	2,045,462.79	2,416,249.00	370,786.21	84.65%
485TH District Court	70,208.10	-	515,927.77	2,264,103.00	1,748,175.23	22.79%
Magistrate Court	234,700.81	708.35	2,306,367.40	2,571,383.00	265,015.60	89.69%
231ST District Court	172,878.89	318.80	945,461.73	1,149,494.00	204,032.27	82.25%
233RD District Court	150,817.91	187.88	1,522,887.35	1,783,884.00	260,996.65	85.37%
322ND District Court	92,267.29	-	942,004.97	1,061,249.00	119,244.03	88.76%
323RD District Court	186,148.16	3,200.00	1,734,228.76	2,522,517.00	788,288.24	68.75%
324TH District Court	94,837.10	54.09	982,435.69	1,158,476.00	176,040.31	84.80%
325TH District Court	100,890.40	1,412.50	970,057.84	1,083,402.00	113,344.16	89.54%
360TH District Court	112,955.95	74.55	1,148,198.60	1,449,219.00	301,020.40	79.23%
Special Judges	40,082.27	-	279,655.47	313,397.00	33,741.53	89.23%
Criminal Court Administration	410,152.24	4,456.40	4,008,338.64	4,212,828.00	204,489.36	95.15%
Grand Jury	20,140.42	166.01	206,861.03	226,153.00	19,291.97	91.47%
Criminal Attorney Appointment	48,425.39	-	409,041.51	423,991.00	14,949.49	96.47%
Criminal Mental Health Court	68,394.85	9,269.14	720,903.72	835,451.00	114,547.28	86.29%
County Court at Law #1	56,930.96	89.15	595,904.24	660,926.00	65,021.76	90.16%
County Court at Law #2	61,610.13	112.72	597,900.35	658,377.00	60,476.65	90.81%
County Court at Law #3	48,755.94	136.70	546,180.72	651,409.00	105,228.28	83.85%
County Criminal Court 1	119,808.43	134.00	1,061,120.50	1,198,784.00	137,663.50	88.52%

**TARRANT COUNTY, TEXAS  
BUDGET REPORT  
FOR THE ELEVEN (11) MONTHS ENDED 8/31/2022**

	CURRENT MONTH EXPENDITURES	ENCUMBRANCES AND COMMITMENTS	TOTAL EXPENDITURES ENCUMBRANCES & COMMITMENTS	TOTAL BUDGET	UNEXPENDED BUDGET	% BUDGET USED
<b>GENERAL FUND (cont'd)</b>						
County Criminal Court 2	123,515.88	-	1,043,458.98	1,173,340.00	129,881.02	88.93%
County Criminal Court 3	106,256.80	76.00	974,184.85	1,129,018.00	154,833.15	86.29%
County Criminal Court 4	113,787.69	-	947,695.98	1,090,386.00	142,690.02	86.91%
County Criminal Court 5	100,759.43	20,330.61	1,134,056.82	1,310,661.00	176,604.18	86.53%
County Criminal Court 6	99,846.52	662.82	909,434.89	1,028,782.00	119,347.11	88.40%
County Criminal Court 7	106,902.82	39.20	969,954.03	1,104,531.00	134,576.97	87.82%
County Criminal Court 8	82,387.98	-	884,687.84	1,108,399.00	223,711.16	79.82%
County Criminal Court 9	101,505.60	-	846,927.68	934,817.00	87,889.32	90.60%
County Criminal Court 10	91,204.27	6.25	681,372.21	894,985.00	213,612.79	76.13%
Probate Court 1	193,589.37	-	2,186,943.81	2,533,083.00	346,139.19	86.34%
Probate Court 2	181,680.67	154.50	2,044,711.87	2,250,166.00	205,454.13	90.87%
Justice of the Peace Pct 1	71,513.31	717.72	745,833.30	900,216.00	154,382.70	82.85%
Justice of the Peace Pct 2	77,455.76	1,694.30	802,048.36	896,416.00	94,367.64	89.47%
Justice of the Peace Pct 3	78,008.58	2,755.05	833,213.49	930,230.00	97,016.51	89.57%
Justice of the Peace Pct 4	70,796.15	1,806.46	778,322.01	861,851.00	83,528.99	90.31%
Justice of the Peace Pct 5	79,820.77	1,533.97	740,328.64	767,833.00	27,504.36	96.42%
Justice of the Peace Pct 6	77,558.97	1,592.81	798,884.03	905,404.00	106,519.97	88.24%
Justice of the Peace Pct 7	80,302.17	654.24	848,993.28	955,201.00	106,207.72	88.88%
Justice of the Peace Pct 8	70,492.44	2,754.82	796,237.92	875,665.00	79,427.08	90.93%
Crim District Attorney	3,903,141.71	98,316.94	40,520,718.82	47,271,976.00	6,751,257.18	85.72%
District Clerk	1,011,133.80	10,669.92	10,794,508.17	12,516,561.00	1,722,052.83	86.24%
County Clerk	1,075,415.54	41,085.27	10,837,852.77	13,450,300.00	2,612,447.23	80.58%
Domestic Relations	687,084.42	12,809.16	7,240,554.43	8,594,388.00	1,353,833.57	84.25%
Jury Services	162,180.32	37,373.93	1,708,768.64	2,140,187.00	431,418.36	79.84%
Courts / Judiciary	46,627.78	-	562,733.67	4,498,953.00	3,936,219.33	12.51%
Human Services	337,061.95	17,931.80	2,941,546.40	4,605,455.00	1,663,908.60	63.87%
Child Protective Services	518,390.59	635,386.00	2,322,561.34	2,441,413.00	118,851.66	95.13%
Public Assistance	-	32,184.74	1,092,852.25	1,345,695.00	252,842.75	81.21%
Texas AgriLife Extension	66,628.22	1,385.05	658,624.02	780,624.00	121,999.98	84.37%
Veterans Services	47,406.49	12.05	498,677.19	550,165.00	51,487.81	90.64%
Historical Commission	13,725.72	15.13	171,002.51	255,048.00	84,045.49	67.05%
Community Outreach	20,453.53	180,000.00	2,060,854.57	2,150,000.00	89,145.43	95.85%
<b>10010-2022 General Fund - Cash Match</b>						
Sheriff	-	-	87,172.96	101,537.00	14,364.04	85.85%
Criminal Court Administration	-	-	-	8,000.00	8,000.00	0.00%
Criminal District Attorney	14,537.37	-	160,875.54	329,029.00	168,153.46	48.89%
Historical Commission	-	-	-	39,500.00	39,500.00	0.00%
<b>10020-2022 General Fund - Operating Subsidy</b>						
County Administrator	1,665.95	-	25,578.66	28,000.00	2,421.34	91.35%
Sheriff	-	-	62,990.39	102,000.00	39,009.61	61.76%
Juvenile Services	206,654.37	3,866.18	1,129,471.93	4,221,645.00	3,092,173.07	26.75%
Criminal Court Administration	-	-	-	75,000.00	75,000.00	0.00%
Criminal District Attorney	5,043.94	-	49,949.07	68,794.00	18,844.93	72.61%
<b>SUBTOTAL</b>	<b>48,930,127.22</b>	<b>8,360,382.22</b>	<b>528,753,213.36</b>	<b>618,160,540.00</b>	<b>89,407,326.64</b>	<b>85.54%</b>
<b>UNDESIGNATED</b>				<b>28,474,817.00</b>	<b>28,474,817.00</b>	
<b>RESERVES</b>				<b>73,601,170.00</b>	<b>73,601,170.00</b>	
<b>FUND TOTAL</b>	<b>\$ 48,930,127.22</b>	<b>\$ 8,360,382.22</b>	<b>\$ 528,753,213.36</b>	<b>\$ 720,236,527.00</b>	<b>\$ 191,483,313.64</b>	<b>73.41%</b>

TARRANT COUNTY, TEXAS  
BUDGET REPORT  
FOR THE ELEVEN (11) MONTHS ENDED 8/31/2022

	CURRENT MONTH EXPENDITURES	ENCUMBRANCES AND COMMITMENTS	TOTAL EXPENDITURES ENCUMBRANCES & COMMITMENTS	TOTAL BUDGET	UNEXPENDED BUDGET	% BUDGET USED
<b>ROAD AND BRIDGE (26100)</b>						
Commissioner Precinct 1	737,837.72	279,359.60	7,822,371.03	10,049,038.00	2,226,666.97	77.84%
Commissioner Precinct 2	369,641.01	300,855.43	4,253,913.74	5,613,573.00	1,359,659.26	75.78%
Commissioner Precinct 3	360,192.42	145,032.14	4,320,370.27	5,349,599.00	1,029,228.73	80.76%
Commissioner Precinct 4	867,996.85	377,311.04	7,388,919.66	8,622,095.00	1,233,175.34	85.70%
Right of Way	103,651.63	8.00	2,869,303.07	5,404,010.00	2,534,706.93	53.10%
Transportation	554,232.13	1,145,622.52	4,091,003.95	4,819,941.00	728,937.05	84.88%
Road & Bridge Non-Department	21,209.60	968.00	388,938.90	727,712.00	338,773.10	53.45%
<b>26110-2022 Road &amp; Bridge Grant Match</b>						
Transportation	-	-	122,296.71	356,100.00	233,803.29	34.34%
SUBTOTAL	<u>3,014,761.36</u>	<u>2,249,156.73</u>	<u>31,257,117.33</u>	<u>40,942,068.00</u>	<u>9,684,950.67</u>	<u>76.34%</u>
UNDESIGNATED				297,541.00	297,541.00	
FUND TOTAL	<u>\$ 3,014,761.36</u>	<u>\$ 2,249,156.73</u>	<u>\$ 31,257,117.33</u>	<u>\$ 41,239,609.00</u>	<u>\$ 9,982,491.67</u>	<u>75.79%</u>
<b>DEBT SERVICE (32100)</b>						
Interest and Sinking	-	-	34,223,530.41	34,229,454.00	5,923.59	99.98%
RESERVES				1,500,000.00	1,500,000.00	
FUND TOTAL	<u>\$ -</u>	<u>\$ -</u>	<u>\$ 34,223,530.41</u>	<u>\$ 35,729,454.00</u>	<u>\$ 1,505,923.59</u>	<u>95.79%</u>

**TARRANT COUNTY, TEXAS**  
**SPECIAL BUDGETS**  
**BUDGET VERSUS ACTUAL (BUDGET BASIS) REVENUE**  
**FOR THE ELEVEN (11) MONTHS ENDED 8/31/2022**

<b>FUND #</b>	<b>FUND NAME</b>	<b>ACTUAL REVENUE</b>	<b>BUDGETED REVENUE</b>	<b>PERCENT COLLECTED</b>
21100	Records Preservation/Automation-Filing	\$ 2,809,813	\$ 3,057,200	91.91%
21200	Records Preservation/Automation-Conviction	100,826	84,720	OVER 100%
21300	Records Preservation/Restoration	2,074,197	2,012,000	OVER 100%
21400	Court Record Preservation Fund	142,427	87,600	OVER 100%
21500	District Court Records Technology Fund	95,321	60,120	OVER 100%
21600	District Clerk Record Mgt & Preservation	607,317	506,240	OVER 100%
22100	Courthouse Security Fund	967,558	1,051,407	92.03%
22300	Consumer Health Fund	961,962	995,360	96.64%
22400	Juvenile Delinquency Prevention	18	-	OVER 100%
22500	Alternative Dispute Resolution	670,045	601,200	OVER 100%
22600	Probate Contributions Fund	142,028	80,600	OVER 100%
22700	Justice Court Technology Fund	30,022	27,090	OVER 100%
22800	Justice Court Building Security	8,624	9,602	89.81%
22900	Child Abuse Prevention Fund	9,990	6,500	OVER 100%
23000	Family Protection	26,573	25,024	OVER 100%
23100	Guardianship	117,419	105,048	OVER 100%
23200	Drug & Alcohol Court	13,736	6,240	OVER 100%
23300	County and District Court Technology Fund	31,260	26,120	OVER 100%
23400	Specialty Courts Fund	138,475	80,100	OVER 100%
23500	Truancy Prevention and Diversion Fund	33,085	28,380	OVER 100%
23600	Language Access	179,080	-	OVER 100%
24100	Law Library	1,248,599	1,195,960	OVER 100%
24200	Education Fund	95,867	92,657	OVER 100%
24300	Appellate Judicial System	157,111	155,024	OVER 100%
25100	Vehicle Inventory Tax	590,315	101,740	OVER 100%
45100	Non-Debt Capital	43,484,920	46,169,942	94.18%
45400	Capital Replacement Fund (Non-Debt)	13,810,706	15,000,000	92.07%
45500	Court Facility	471,447	387,380	OVER 100%
47600	2006 Bond Election - Buildings	27,032	10,000	OVER 100%
47700	2006 Bond Election - Transportation	149,540	30,000	OVER 100%
47800	2021 Bond Election - Transportation	225,825,889	225,000,000	OVER 100%
51100	Resource Connection	3,048,351	3,272,160	93.16%
51200	Oil & Gas Royalty Resource Connection	148,851	51,200	OVER 100%
61500	Self Insurance	2,054,528	1,501,800	OVER 100%
61900	Workers Compensation	9,697,387	9,908,534	97.87%
62100	County Clerk Professional Liability	4,143	480	OVER 100%
62200	District Clerk Professional Liability	3,305	360	OVER 100%
65100	Employee Group Insurance - Medical	83,400,382	87,548,000	95.26%
D6200	DA Restitution Collection Fee	1,267	-	OVER 100%
D8700	CDA State Forfeiture	576,197	1,440	OVER 100%
D8800	CDA Federal Forfeiture Justice Funds	18,461	72	OVER 100%
D8900	CDA Federal Forfeiture Treasury Funds	-	2	0.00%
G1100	8TH Admin Judicial Region	113,722	133,000	85.50%
S8700	Sheriff's Inmate Commissary Fund	3,078,565	1,624,560	OVER 100%
S9300	Combined Narcotics Enforcement Team	381,026	300,000	OVER 100%
S9500	Sheriff Federal Forfeiture-Treasury Funds	66,843	144	OVER 100%
S9600	Sheriff Federal Forfeiture-Non DEA	26,703	168	OVER 100%
S9700	Sheriff Federal Forfeiture-Justice Funds	82,232	120	OVER 100%
T0400	Public Health	14,550,043	13,451,532	OVER 100%
T0450	Public Health 1115 Waiver	1,282,864	-	OVER 100%
T0500	Section 125 Forfeitures	11,328	1,740	OVER 100%
T0600	Children's Home Fund	1,694	1,060	OVER 100%
T0700	Bail Bond Board	7,500	11,500	65.22%
T0800	TDPRS - Title IVE	46,939	96	OVER 100%
T0900	Constable Forfeiture	7,780	12	OVER 100%
T0970	Constable Forfeiture - Federal	1	-	OVER 100%
T1000	Juvenile Probation District	24,981	18,200	OVER 100%
T1100	Unclaimed Juvenile Restitution	66	-	OVER 100%
T1300	Deferred Prosecution Program	33,004	22,340	OVER 100%
T2000	Historical Commission	25	-	OVER 100%
T2100	Historical Comm Archives	2,098	2,012	OVER 100%
T2300	Cemetery Fund	237	36	OVER 100%
T2600	Unclaimed Electrific Coop Credits	13,029	2,400	OVER 100%
T2900	Fire Marshal Code	162,210	98,000	OVER 100%
T3000	DA - JPS Contract	621,353	677,804	91.67%

**TARRANT COUNTY, TEXAS**  
**SPECIAL BUDGETS**  
**BUDGET VERSUS ACTUAL (BUDGET BASIS) REVENUE**  
**FOR THE ELEVEN (11) MONTHS ENDED 8/31/2022**

<u>FUND #</u>	<u>FUND NAME</u>	<u>ACTUAL REVENUE</u>	<u>BUDGETED REVENUE</u>	<u>PERCENT COLLECTED</u>
T3100	Emergency Services District #1	74,002	94,000	78.73%
T3300	CSCD Bond Supervision Unit	4,295,668	4,895,177	87.75%
T3400	Courts Drug Program	34,470	11,157	OVER 100%
T3700	Medical Examiner Conference Fund	157	24	OVER 100%
T4100	PMC Insured - 340B	9,958,327	9,112,000	OVER 100%
T5200	Miscellaneous Donations-Juvenile Probation	3,306	524	OVER 100%
T5350	Donations Emergency Management	42	8	OVER 100%
T5600	Miscellaneous Donations - Human Services	50,194	50,012	OVER 100%
T5640	Human Services - Reliant Energy	32,593	32,500	OVER 100%
T5642	Human Services - Cirro	6	-	OVER 100%
T5700	Miscellaneous Donations-CPS	25,461	18,012	OVER 100%
T5800	Miscellaneous Donations-Health Dept	727	24	OVER 100%
T5960	Miscellaneous Donations-Veteran Court Program	9,367	3,024	OVER 100%
T6000	Miscellaneous Donations-Family Court	3,163	2,283	OVER 100%
T6100	Miscellaneous Donations-CRCG	20,273	24	OVER 100%
T6200	Miscellaneous Donations-Peace Officers Memorial	11,718	72	OVER 100%
T6500	ATTF Rental Assoc Donation	2	-	OVER 100%
T7000	Sheriff's Employee Recognition and Award	8	-	OVER 100%
T7100	Contract Elections	318,945	3,275,000	9.74%
T7300	Elections Chapter 19	448,103	-	OVER 100%
T8500	Opioid Epidemic Settlement	512,611	-	OVER 100%

**TARRANT COUNTY, TEXAS  
BUDGET REPORT  
FOR THE ELEVEN (11) MONTHS ENDED 8/31/2022**

	CURRENT MONTH EXPENDITURES	ENCUMBRANCES AND COMMITMENTS	TOTAL EXPENDITURES ENCUMBRANCES & COMMITMENTS	TOTAL BUDGET	UNEXPENDED BUDGET	% BUDGET USED
<b>RECORDS PRESERVATION &amp; AUTOMATION - FILINGS (21100)</b>						
Information Technology	-	25,000.00	25,000.00	25,000.00	-	100.00%
County Clerk	107,789.12	134,794.00	1,890,267.66	12,140,459.00	10,250,191.34	15.57%
FUND TOTAL	<u>\$ 107,789.12</u>	<u>\$ 159,794.00</u>	<u>\$ 1,915,267.66</u>	<u>\$ 12,165,459.00</u>	<u>\$ 10,250,191.34</u>	<u>15.74%</u>
<b>RECORDS PRESERVATION &amp; AUTOMATION - CONVICTIONS (21200)</b>						
Information Technology	41,714.53	-	410,647.81	436,835.00	26,187.19	94.01%
FUND TOTAL	<u>\$ 41,714.53</u>	<u>\$ -</u>	<u>\$ 410,647.81</u>	<u>\$ 436,835.00</u>	<u>\$ 26,187.19</u>	<u>94.01%</u>
<b>RECORDS PRESERVATION &amp; RESTORATION (21300)</b>						
County Clerk	48,604.79	5,914.29	539,821.52	14,197,298.00	13,657,476.48	3.80%
FUND TOTAL	<u>\$ 48,604.79</u>	<u>\$ 5,914.29</u>	<u>\$ 539,821.52</u>	<u>\$ 14,197,298.00</u>	<u>\$ 13,657,476.48</u>	<u>3.80%</u>
<b>COURT RECORD PRESERVATION FUND (21400)</b>						
Information Technology	-	-	-	931,043.00	931,043.00	0.00%
District Clerk	32,198.83	-	332,693.69	386,896.00	54,202.31	85.99%
FUND TOTAL	<u>\$ 32,198.83</u>	<u>\$ -</u>	<u>\$ 332,693.69</u>	<u>\$ 1,317,939.00</u>	<u>\$ 985,245.31</u>	<u>25.24%</u>
<b>DISTRICT COURT RECORD TECHNOLOGY FUND (21500)</b>						
District Clerk	-	-	102,582.84	152,121.00	49,538.16	67.44%
FUND TOTAL	<u>\$ -</u>	<u>\$ -</u>	<u>\$ 102,582.84</u>	<u>\$ 152,121.00</u>	<u>\$ 49,538.16</u>	<u>67.44%</u>
<b>DISTRICT CLERK RECORD MANAGEMENT &amp; PRESERVATION FUND (21600)</b>						
District Clerk	28,804.86	11,774.31	264,182.98	804,266.00	540,083.02	32.85%
FUND TOTAL	<u>\$ 28,804.86</u>	<u>\$ 11,774.31</u>	<u>\$ 264,182.98</u>	<u>\$ 804,266.00</u>	<u>\$ 540,083.02</u>	<u>32.85%</u>
<b>COURTHOUSE SECURITY FUND (22100)</b>						
Non-Departmental	114,511.40	-	967,558.02	1,051,407.00	83,848.98	92.03%
FUND TOTAL	<u>\$ 114,511.40</u>	<u>\$ -</u>	<u>\$ 967,558.02</u>	<u>\$ 1,051,407.00</u>	<u>\$ 83,848.98</u>	<u>92.03%</u>
<b>CONSUMER HEALTH FUND (22300)</b>						
Public Health	95,700.74	502.47	965,999.07	1,255,681.00	289,681.93	76.93%
FUND TOTAL	<u>\$ 95,700.74</u>	<u>\$ 502.47</u>	<u>\$ 965,999.07</u>	<u>\$ 1,255,681.00</u>	<u>\$ 289,681.93</u>	<u>76.93%</u>
<b>JUVENILE DELINQUENCY PREVENTION (22400)</b>						
Juvenile Services	-	-	-	2,859.00	2,859.00	0.00%
FUND TOTAL	<u>\$ -</u>	<u>\$ -</u>	<u>\$ -</u>	<u>\$ 2,859.00</u>	<u>\$ 2,859.00</u>	<u>0.00%</u>

**TARRANT COUNTY, TEXAS  
BUDGET REPORT  
FOR THE ELEVEN (11) MONTHS ENDED 8/31/2022**

	CURRENT MONTH EXPENDITURES	ENCUMBRANCES AND COMMITMENTS	TOTAL EXPENDITURES ENCUMBRANCES & COMMITMENTS	TOTAL BUDGET	UNEXPENDED BUDGET	% BUDGET USED
<b>ADRS (22500)</b>						
County Administrator	32,538.54	27,428.98	354,262.01	1,803,979.00	1,449,716.99	19.64%
FUND TOTAL	<u>\$ 32,538.54</u>	<u>\$ 27,428.98</u>	<u>\$ 354,262.01</u>	<u>\$ 1,803,979.00</u>	<u>\$ 1,449,716.99</u>	<u>19.64%</u>
<b>PROBATE CONTRIBUTIONS FUND (22600)</b>						
Probate Court 1	4,533.33	-	59,496.73	408,137.00	348,640.27	14.58%
Probate Court 2	4,946.65	-	63,781.79	290,699.00	226,917.21	21.94%
FUND TOTAL	<u>\$ 9,479.98</u>	<u>\$ -</u>	<u>\$ 123,278.52</u>	<u>\$ 698,836.00</u>	<u>\$ 575,557.48</u>	<u>17.64%</u>
<b>JUSTICE COURT TECHNOLOGY FUND (22700)</b>						
Information Technology	-	9,918.00	11,844.78	204,310.00	192,465.22	5.80%
FUND TOTAL	<u>\$ -</u>	<u>\$ 9,918.00</u>	<u>\$ 11,844.78</u>	<u>\$ 204,310.00</u>	<u>\$ 192,465.22</u>	<u>5.80%</u>
<b>JUSTICE COURT BLDG SECURITY (22800)</b>						
Non-Departmental	768.56	-	8,623.85	9,602.00	978.15	89.81%
FUND TOTAL	<u>\$ 768.56</u>	<u>\$ -</u>	<u>\$ 8,623.85</u>	<u>\$ 9,602.00</u>	<u>\$ 978.15</u>	<u>89.81%</u>
<b>CHILD ABUSE PREVENTION FUND (22900)</b>						
Non-Departmental	-	-	-	17,213.00	17,213.00	0.00%
233RD District Court	-	-	5,000.00	5,000.00	-	100.00%
Public Health	-	-	-	82,500.00	82,500.00	0.00%
FUND TOTAL	<u>\$ -</u>	<u>\$ -</u>	<u>\$ 5,000.00</u>	<u>\$ 104,713.00</u>	<u>\$ 99,713.00</u>	<u>4.77%</u>
<b>FAMILY PROTECTION (23000)</b>						
233RD District Court	-	-	40,470.00	40,470.00	-	100.00%
FUND TOTAL	<u>\$ -</u>	<u>\$ -</u>	<u>\$ 40,470.00</u>	<u>\$ 40,470.00</u>	<u>\$ -</u>	<u>100.00%</u>
<b>GUARDIANSHIP (23100)</b>						
Non-Departmental	-	-	110,000.00	189,060.00	79,060.00	58.18%
FUND TOTAL	<u>\$ -</u>	<u>\$ -</u>	<u>\$ 110,000.00</u>	<u>\$ 189,060.00</u>	<u>\$ 79,060.00</u>	<u>58.18%</u>
<b>DRUG &amp; ALCOHOL COURT (23200)</b>						
233RD District Court	51,483.00	51,483.00	165,462.00	203,045.00	37,583.00	81.49%
Criminal Court Administration	-	-	2,453.11	5,000.00	2,546.89	49.06%
FUND TOTAL	<u>\$ 51,483.00</u>	<u>\$ 51,483.00</u>	<u>\$ 167,915.11</u>	<u>\$ 208,045.00</u>	<u>\$ 40,129.89</u>	<u>80.71%</u>
<b>COUNTY &amp; DISTRICT COURT TECHNOLOGY FUND (23300)</b>						
Information Technology	-	-	-	186,612.00	186,612.00	0.00%
FUND TOTAL	<u>\$ -</u>	<u>\$ -</u>	<u>\$ -</u>	<u>\$ 186,612.00</u>	<u>\$ 186,612.00</u>	<u>0.00%</u>
<b>SPECIALTY COURTS FUND (23400)</b>						
Criminal Court Administration	13,466.76	23,552.99	160,798.26	200,962.00	40,163.74	80.01%
FUND TOTAL	<u>\$ 13,466.76</u>	<u>\$ 23,552.99</u>	<u>\$ 160,798.26</u>	<u>\$ 200,962.00</u>	<u>\$ 40,163.74</u>	<u>80.01%</u>



**TARRANT COUNTY, TEXAS  
BUDGET REPORT  
FOR THE ELEVEN (11) MONTHS ENDED 8/31/2022**

	CURRENT MONTH EXPENDITURES	ENCUMBRANCES AND COMMITMENTS	TOTAL EXPENDITURES ENCUMBRANCES & COMMITMENTS	TOTAL BUDGET	UNEXPENDED BUDGET	% BUDGET USED
<b>TRUANCY PREVENTION AND DIVERSION FUND (23500)</b>						
233RD District Court	-	-	-	72,672.00	72,672.00	0.00%
FUND TOTAL	<u>\$ -</u>	<u>\$ -</u>	<u>\$ -</u>	<u>\$ 72,672.00</u>	<u>\$ 72,672.00</u>	<u>0.00%</u>
<b>LAW LIBRARY (24100)</b>						
Law Library	82,421.26	72,284.27	986,953.29	1,954,394.00	967,440.71	50.50%
Judicial Law Library	12,673.19	27,870.81	171,245.72	175,000.00	3,754.28	97.85%
FUND TOTAL	<u>\$ 95,094.45</u>	<u>\$ 100,155.08</u>	<u>\$ 1,158,199.01</u>	<u>\$ 2,129,394.00</u>	<u>\$ 971,194.99</u>	<u>54.39%</u>
<b>EDUCATION FUND (24200)</b>						
Sheriff	2,963.00	9,130.00	91,247.87	150,213.00	58,965.13	60.75%
Sheriff - Confinement	1,047.97	-	14,453.78	68,580.00	54,126.22	21.08%
Constable Precinct 1	-	-	290.00	1,355.00	1,065.00	21.40%
Constable Precinct 2	150.00	-	150.00	8,804.00	8,654.00	1.70%
Constable Precinct 3	-	-	1,543.06	3,406.00	1,862.94	45.30%
Constable Precinct 4	-	-	-	11,689.00	11,689.00	0.00%
Constable Precinct 5	-	-	-	8,435.00	8,435.00	0.00%
Constable Precinct 6	-	-	-	10,793.00	10,793.00	0.00%
Constable Precinct 7	300.00	-	2,146.10	10,365.00	8,218.90	20.71%
Constable Precinct 8	-	-	-	2,821.00	2,821.00	0.00%
Fire Marshal	-	-	425.00	642.00	217.00	66.20%
Probate Court 1	850.00	-	4,230.23	67,522.00	63,291.77	6.26%
Probate Court 2	-	-	5,183.89	60,845.00	55,661.11	8.52%
Crim District Attorney	-	-	2,610.00	2,610.00	-	100.00%
FUND TOTAL	<u>\$ 5,310.97</u>	<u>\$ 9,130.00</u>	<u>\$ 122,279.93</u>	<u>\$ 408,080.00</u>	<u>\$ 285,800.07</u>	<u>29.96%</u>
<b>APPELLATE JUDICIAL SYSTEM (24300)</b>						
Appeals Court	16,339.54	-	146,883.97	180,024.00	33,140.03	81.59%
FUND TOTAL	<u>\$ 16,339.54</u>	<u>\$ -</u>	<u>\$ 146,883.97</u>	<u>\$ 180,024.00</u>	<u>\$ 33,140.03</u>	<u>81.59%</u>
<b>VEHICLE INVENTORY TAX (25100)</b>						
Tax Assessor / Collector	6,190.32	27,274.00	110,266.03	1,846,801.00	1,736,534.97	5.97%
FUND TOTAL	<u>\$ 6,190.32</u>	<u>\$ 27,274.00</u>	<u>\$ 110,266.03</u>	<u>\$ 1,846,801.00</u>	<u>\$ 1,736,534.97</u>	<u>5.97%</u>
<b>NON-DEBT CAPITAL (45100)</b>						
County Judge	-	-	-	1,470.00	1,470.00	0.00%
County Administrator	-	-	2,331.44	30,079.00	27,747.56	7.75%
Non-Departmental	-	-	3,611.25	1,643,763.00	1,640,151.75	0.22%
Auditor	-	-	3,678.71	3,680.00	1.29	99.96%
Tax Assessor / Collector	11,794.76	620,712.98	643,161.62	656,150.00	12,988.38	98.02%
Elections Administration	-	277,500.00	453,470.62	1,586,036.00	1,132,565.38	28.59%
Information Technology	566,344.77	2,348,698.26	11,148,398.14	22,926,184.00	11,777,785.86	48.63%
Human Resources	162.21	-	2,535.50	5,652.00	3,116.50	44.86%
Purchasing	672.26	-	33,564.37	33,636.00	71.63	99.79%
Facilities	-	533,929.19	612,580.26	1,230,325.00	617,744.74	49.79%
Sheriff	16,759.00	41,413.08	255,808.48	390,777.00	134,968.52	65.46%
Sheriff - Confinement	-	-	388,894.39	393,200.00	4,305.61	98.90%
Constable Precinct 2	-	-	3,228.00	3,385.00	157.00	95.36%
Constable Precinct 3	-	5,119.00	5,119.00	5,300.00	181.00	96.58%
Constable Precinct 7	-	-	3,160.20	3,195.00	34.80	98.91%
Constable Precinct 8	-	1,625.06	1,625.06	1,800.00	174.94	90.28%
Medical Examiner	4,170.00	37,289.76	427,357.55	443,145.00	15,787.45	96.44%
Community Supervision	-	382.50	3,838.44	24,452.00	20,613.56	15.70%
Juvenile Services	-	10,127.50	54,321.72	55,184.00	862.28	98.44%
Buildings	70,331.99	11,830,103.35	13,706,591.79	69,735,678.00	56,029,086.21	19.66%

**TARRANT COUNTY, TEXAS  
BUDGET REPORT  
FOR THE ELEVEN (11) MONTHS ENDED 8/31/2022**

	CURRENT MONTH EXPENDITURES	ENCUMBRANCES AND COMMITMENTS	TOTAL EXPENDITURES ENCUMBRANCES & COMMITMENTS	TOTAL BUDGET	UNEXPENDED BUDGET	% BUDGET USED
<b>NON-DEBT CAPITAL (45100) (cont'd)</b>						
48TH District Court	-	-	384.00	384.00	-	100.00%
231ST District Court	-	767.97	767.97	800.00	32.03	96.00%
322ND District Court	-	-	1,290.00	1,290.00	-	100.00%
Criminal Court Administration	1,512.00	8,022.46	16,780.46	26,600.00	9,819.54	63.08%
Probate Court 1	5,080.70	3,700.62	9,480.32	9,700.00	219.68	97.74%
Probate Court 2	-	-	355.55	360.00	4.45	98.76%
Justice of the Peace Pct 2	-	-	1,422.00	1,544.00	122.00	92.10%
Justice of the Peace Pct 4	-	-	1,542.50	1,544.00	1.50	99.90%
Justice of the Peace Pct 8	-	-	1,542.50	1,544.00	1.50	99.90%
Crim District Attorney	-	2,784.24	123,275.49	124,104.00	828.51	99.33%
District Clerk	-	-	4,595.32	5,000.00	404.68	91.91%
County Clerk	-	954.84	11,895.73	17,150.00	5,254.27	69.36%
Domestic Relations	-	-	1,037.34	1,612.00	574.66	64.35%
Courts / Judiciary	-	-	-	57,766.00	57,766.00	0.00%
Human Services	-	-	3,228.00	7,800.00	4,572.00	41.38%
Texas AgrLife Extension	-	-	1,128.88	1,140.00	11.12	99.02%
Veterans Services	-	-	-	8,765.00	8,765.00	0.00%
Commissioner Precinct 1	-	1,091,723.52	1,142,360.65	1,515,845.00	373,484.35	75.36%
Commissioner Precinct 2	-	581,685.57	1,074,254.57	1,506,146.00	431,891.43	71.32%
Commissioner Precinct 3	-	72,127.00	649,399.39	786,525.00	137,125.61	82.57%
Commissioner Precinct 4	816,569.15	297,150.58	1,986,066.59	2,183,645.00	197,578.41	90.95%
Transportation	6,295.28	1,078,196.25	1,551,725.86	2,191,968.00	640,242.14	70.79%
<b>FUND TOTAL</b>	<b>\$ 1,499,692.12</b>	<b>\$ 18,844,013.73</b>	<b>\$ 34,335,809.66</b>	<b>\$ 107,624,323.00</b>	<b>\$ 73,288,513.34</b>	<b>31.90%</b>
<b>CAPITAL REPLACEMENT FUND (NON-DEBT) (45400)</b>						
Information Technology	21,616.55	61,957.44	226,514.03	5,000,000.00	4,773,485.97	4.53%
Facilities	-	-	-	8,463,500.00	8,463,500.00	0.00%
Buildings	-	36,500.00	36,500.00	36,500.00	-	100.00%
Transportation	-	-	81,825.00	1,500,000.00	1,418,175.00	5.46%
<b>FUND TOTAL</b>	<b>\$ 21,616.55</b>	<b>\$ 98,457.44</b>	<b>\$ 344,839.03</b>	<b>\$ 15,000,000.00</b>	<b>\$ 14,655,160.97</b>	<b>2.30%</b>
<b>COURT FACILITY (45500)</b>						
Non-Departmental	-	-	-	187,380.00	187,380.00	0.00%
Facilities	-	-	-	200,000.00	200,000.00	0.00%
<b>FUND TOTAL</b>	<b>\$ -</b>	<b>\$ -</b>	<b>\$ -</b>	<b>\$ 387,380.00</b>	<b>\$ 387,380.00</b>	<b>0.00%</b>
<b>2006 BOND ELECTION-BUILDINGS (47600)</b>						
Non-Departmental	-	-	835.15	1,761,332.00	1,760,496.85	0.05%
Buildings	-	-	-	6,910.00	6,910.00	0.00%
<b>FUND TOTAL</b>	<b>\$ -</b>	<b>\$ -</b>	<b>\$ 835.15</b>	<b>\$ 1,768,242.00</b>	<b>\$ 1,767,406.85</b>	<b>0.05%</b>
<b>2006 BOND ELECTION-TRANSPORTATION (47700)</b>						
Non-Departmental	-	-	1,898.60	1,964,366.00	1,962,467.40	0.10%
Transportation	197,033.71	3,802,833.38	4,649,151.50	18,320,368.00	13,671,216.50	25.38%
<b>FUND TOTAL</b>	<b>\$ 197,033.71</b>	<b>\$ 3,802,833.38</b>	<b>\$ 4,651,050.10</b>	<b>\$ 20,284,734.00</b>	<b>\$ 15,633,683.90</b>	<b>22.93%</b>
<b>2021 BOND ELECTION-TRANSPORTATION (47800)</b>						
Transportation	-	-	-	225,000,000.00	225,000,000.00	0.00%
<b>FUND TOTAL</b>	<b>\$ -</b>	<b>\$ -</b>	<b>\$ -</b>	<b>\$ 225,000,000.00</b>	<b>\$ 225,000,000.00</b>	<b>0.00%</b>

**TARRANT COUNTY, TEXAS  
BUDGET REPORT  
FOR THE ELEVEN (11) MONTHS ENDED 8/31/2022**

	CURRENT MONTH EXPENDITURES	ENCUMBRANCES AND COMMITMENTS	TOTAL EXPENDITURES ENCUMBRANCES & COMMITMENTS	TOTAL BUDGET	UNEXPENDED BUDGET	% BUDGET USED
<b>RESOURCE CONNECTION (51100)</b>						
Non-Departmental	75,000.00	-	75,000.00	1,565,782.00	1,490,782.00	4.79%
Resource Connection	342,142.60	260,725.69	2,906,856.69	3,606,378.00	699,521.31	80.60%
FUND TOTAL	<u>\$ 417,142.60</u>	<u>\$ 260,725.69</u>	<u>\$ 2,981,856.69</u>	<u>\$ 5,172,160.00</u>	<u>\$ 2,190,303.31</u>	<u>57.65%</u>
<b>OIL &amp; GAS ROYALTY (51200)</b>						
Resource Connection	-	-	-	1,502,326.00	1,502,326.00	0.00%
FUND TOTAL	<u>\$ -</u>	<u>\$ -</u>	<u>\$ -</u>	<u>\$ 1,502,326.00</u>	<u>\$ 1,502,326.00</u>	<u>0.00%</u>
<b>SELF INSURANCE (61500)</b>						
Self Insurance	44,896.47	179,564.54	596,449.26	2,478,115.00	1,881,665.74	24.07%
FUND TOTAL	<u>\$ 44,896.47</u>	<u>\$ 179,564.54</u>	<u>\$ 596,449.26</u>	<u>\$ 2,478,115.00</u>	<u>\$ 1,881,665.74</u>	<u>24.07%</u>
<b>WORKERS COMPENSATION/ SELF INSURANCE (61900)</b>						
Self Insurance	302,529.35	5,775.50	4,340,193.68	9,908,534.00	5,568,340.32	43.80%
FUND TOTAL	<u>\$ 302,529.35</u>	<u>\$ 5,775.50</u>	<u>\$ 4,340,193.68</u>	<u>\$ 9,908,534.00</u>	<u>\$ 5,568,340.32</u>	<u>43.80%</u>
<b>COUNTY CLERK PROFESSIONAL LIABILITY (62100)</b>						
County Clerk	-	-	200.00	717,053.00	716,853.00	0.03%
FUND TOTAL	<u>\$ -</u>	<u>\$ -</u>	<u>\$ 200.00</u>	<u>\$ 717,053.00</u>	<u>\$ 716,853.00</u>	<u>0.03%</u>
<b>DISTRICT CLERK PROFESSIONAL LIABILITY (62200)</b>						
District Clerk	-	-	-	546,182.00	546,182.00	0.00%
FUND TOTAL	<u>\$ -</u>	<u>\$ -</u>	<u>\$ -</u>	<u>\$ 546,182.00</u>	<u>\$ 546,182.00</u>	<u>0.00%</u>
<b>EMPLOYEE GROUP INSURANCE- MEDICAL (65100)</b>						
Non-Departmental	57,105.00	2.97	7,673,308.39	30,757,000.00	23,083,691.61	24.95%
Self Insurance	7,333,484.99	4,860.00	80,703,542.12	88,335,525.00	7,631,982.88	91.36%
FUND TOTAL	<u>\$ 7,390,589.99</u>	<u>\$ 4,862.97</u>	<u>\$ 88,376,850.51</u>	<u>\$ 119,092,525.00</u>	<u>\$ 30,715,674.49</u>	<u>74.21%</u>
<b>CARES ACT (CARES)</b>						
COVID Testing	-	-	37,896.61	750,000.00	712,103.39	5.05%
County Operations	-	-	64,829.73	1,250,000.00	1,185,170.27	5.19%
FUND TOTAL	<u>\$ -</u>	<u>\$ -</u>	<u>\$ 102,726.34</u>	<u>\$ 2,000,000.00</u>	<u>\$ 1,897,273.66</u>	<u>5.14%</u>
<b>AMERICAN RESCUE PLAN ACT (CARPA)</b>						
Prepare for the Future	6,767,128.59	7,291,895.73	18,248,769.26	123,321,542.00	105,072,772.74	14.80%
Improve Public Health & Wellness	885,000.04	44,761,242.49	54,919,086.12	112,733,945.00	57,814,858.88	48.72%
Revitalize the Economy	4,001,500.00	41,288,565.21	46,241,627.21	82,145,690.00	35,904,062.79	56.29%
Strengthen the Community	1,332,203.16	25,280,021.36	30,410,065.11	81,993,268.00	51,583,202.89	37.09%
FUND TOTAL	<u>\$ 12,985,831.79</u>	<u>\$ 118,621,724.79</u>	<u>\$ 149,819,547.70</u>	<u>\$ 400,194,445.00</u>	<u>\$ 250,374,897.30</u>	<u>37.44%</u>

**TARRANT COUNTY, TEXAS  
BUDGET REPORT  
FOR THE ELEVEN (11) MONTHS ENDED 8/31/2022**

	<u>CURRENT MONTH EXPENDITURES</u>	<u>ENCUMBRANCES AND COMMITMENTS</u>	<u>TOTAL EXPENDITURES ENCUMBRANCES &amp; COMMITMENTS</u>	<u>TOTAL BUDGET</u>	<u>UNEXPENDED BUDGET</u>	<u>% BUDGET USED</u>
<b>CRIMINAL DISTRICT ATTORNEY RESTITUTION COLLECTION FEE (D6200)</b>						
District Attorney	9,794.80	16,545.43	27,518.72	44,459.00	16,940.28	61.90%
FUND TOTAL	<u>\$ 9,794.80</u>	<u>\$ 16,545.43</u>	<u>\$ 27,518.72</u>	<u>\$ 44,459.00</u>	<u>\$ 16,940.28</u>	<u>61.90%</u>
<b>CRIMINAL DISTRICT ATTORNEY STATE FORFEITURE (D8700)</b>						
Criminal District Attorney	11,279.53	114,360.51	486,026.88	1,250,191.00	764,164.12	38.88%
FUND TOTAL	<u>\$ 11,279.53</u>	<u>\$ 114,360.51</u>	<u>\$ 486,026.88</u>	<u>\$ 1,250,191.00</u>	<u>\$ 764,164.12</u>	<u>38.88%</u>
<b>CRIMINAL DISTRICT ATTORNEY FEDERAL FORFEITURE JUSTICE FUNDS (D8800)</b>						
Criminal District Attorney	-	3,023.51	11,708.93	90,467.00	78,758.07	12.94%
FUND TOTAL	<u>\$ -</u>	<u>\$ 3,023.51</u>	<u>\$ 11,708.93</u>	<u>\$ 90,467.00</u>	<u>\$ 78,758.07</u>	<u>12.94%</u>
<b>CRIMINAL DISTRICT ATTORNEY FEDERAL FORFEITURE TREASURY FUNDS (D8900)</b>						
Criminal District Attorney	-	93.00	93.00	95.00	2.00	97.89%
FUND TOTAL	<u>\$ -</u>	<u>\$ 93.00</u>	<u>\$ 93.00</u>	<u>\$ 95.00</u>	<u>\$ 2.00</u>	<u>97.89%</u>
<b>8TH ADMIN JUDICIAL REGION (G1100)</b>						
8TH Admin Judicial Region	11,407.78	10.40	113,479.75	133,000.00	19,520.25	85.32%
FUND TOTAL	<u>\$ 11,407.78</u>	<u>\$ 10.40</u>	<u>\$ 113,479.75</u>	<u>\$ 133,000.00</u>	<u>\$ 19,520.25</u>	<u>85.32%</u>
<b>SHERIFF'S INMATE COMMISSARY (S8700)</b>						
Sheriff - Confinement	304,464.78	246,428.84	3,304,426.65	5,692,268.00	2,387,841.35	58.05%
FUND TOTAL	<u>\$ 304,464.78</u>	<u>\$ 246,428.84</u>	<u>\$ 3,304,426.65</u>	<u>\$ 5,692,268.00</u>	<u>\$ 2,387,841.35</u>	<u>58.05%</u>
<b>COMBINED NARCOTICS ENFORCEMENT TEAM (S9300)</b>						
Sheriff	21,748.84	57,636.91	340,611.63	416,000.00	75,388.37	81.88%
FUND TOTAL	<u>\$ 21,748.84</u>	<u>\$ 57,636.91</u>	<u>\$ 340,611.63</u>	<u>\$ 416,000.00</u>	<u>\$ 75,388.37</u>	<u>81.88%</u>
<b>SHERIFF FEDERAL FORFEITURE-TREASURY (S9500)</b>						
Sheriff	2,425.85	35,070.98	69,755.28	100,144.00	30,388.72	69.65%
FUND TOTAL	<u>\$ 2,425.85</u>	<u>\$ 35,070.98</u>	<u>\$ 69,755.28</u>	<u>\$ 100,144.00</u>	<u>\$ 30,388.72</u>	<u>69.65%</u>
<b>SHERIFF DRUG FORFEITURE-NON DEA (S9600)</b>						
Sheriff	-	-	12,852.92	192,592.00	179,739.08	6.67%
FUND TOTAL	<u>\$ -</u>	<u>\$ -</u>	<u>\$ 12,852.92</u>	<u>\$ 192,592.00</u>	<u>\$ 179,739.08</u>	<u>6.67%</u>
<b>SHERIFF FEDERAL FORFEITURE-JUSTICE (S9700)</b>						
Sheriff	1,691.20	11,073.22	27,678.77	145,996.00	118,317.23	18.96%
FUND TOTAL	<u>\$ 1,691.20</u>	<u>\$ 11,073.22</u>	<u>\$ 27,678.77</u>	<u>\$ 145,996.00</u>	<u>\$ 118,317.23</u>	<u>18.96%</u>

**TARRANT COUNTY, TEXAS  
BUDGET REPORT  
FOR THE ELEVEN (11) MONTHS ENDED 8/31/2022**

	CURRENT MONTH EXPENDITURES	ENCUMBRANCES AND COMMITMENTS	TOTAL EXPENDITURES ENCUMBRANCES & COMMITMENTS	TOTAL BUDGET	UNEXPENDED BUDGET	% BUDGET USED
<b>PUBLIC HEALTH (T0400)</b>						
<b>T0400-2022 Public Health</b>						
Buildings	12,473.57	330.00	108,297.52	170,000.00	61,702.48	63.70%
Public Health	2,596,749.74	376,713.44	14,147,188.83	18,291,425.00	4,144,236.17	77.34%
<b>T0410-2022 Public Health - Cash Match</b>						
Public Health	39,574.48	-	409,477.70	812,525.00	403,047.30	50.40%
<b>T0420-2022 Public Health-Operating Subsidy</b>						
Public Health	46,441.10	3,732.44	496,545.08	4,500,000.00	4,003,454.92	11.03%
<b>T0450-2022 Public Health 1115 Wavier</b>						
Non-Departmental	-	-	-	27,962,168.00	27,962,168.00	0.00%
Public Health	252,525.23	44,164.09	2,345,938.72	8,938,141.00	6,592,202.28	26.25%
FUND TOTAL	<u>\$ 2,947,764.12</u>	<u>\$ 424,939.97</u>	<u>\$ 17,507,447.85</u>	<u>\$ 60,674,259.00</u>	<u>\$ 43,166,811.15</u>	<u>28.85%</u>
<b>SECTION 125 FORFEITURES (T0500)</b>						
Self Insurance	54,549.52	80,790.84	272,318.09	1,703,627.00	1,431,308.91	15.98%
FUND TOTAL	<u>\$ 54,549.52</u>	<u>\$ 80,790.84</u>	<u>\$ 272,318.09</u>	<u>\$ 1,703,627.00</u>	<u>\$ 1,431,308.91</u>	<u>15.98%</u>
<b>CHILDREN'S HOME FUND (T0600)</b>						
Juvenile Services	-	3,509.88	5,957.54	74,997.00	69,039.46	7.94%
FUND TOTAL	<u>\$ -</u>	<u>\$ 3,509.88</u>	<u>\$ 5,957.54</u>	<u>\$ 74,997.00</u>	<u>\$ 69,039.46</u>	<u>7.94%</u>
<b>BAIL BOND BOARD (T0700)</b>						
Non-Departmental	1,335.00	-	8,095.00	12,500.00	4,405.00	64.76%
FUND TOTAL	<u>\$ 1,335.00</u>	<u>\$ -</u>	<u>\$ 8,095.00</u>	<u>\$ 12,500.00</u>	<u>\$ 4,405.00</u>	<u>64.76%</u>
<b>TDRPS - TITLE IVE (T0800)</b>						
Child Protective Services	8,592.22	900.00	53,850.20	78,261.00	24,410.80	68.81%
FUND TOTAL	<u>\$ 8,592.22</u>	<u>\$ 900.00</u>	<u>\$ 53,850.20</u>	<u>\$ 78,261.00</u>	<u>\$ 24,410.80</u>	<u>68.81%</u>
<b>CONSTABLE FORFEITURE (T0900)</b>						
Constable Precinct 7	-	-	-	12,342.00	12,342.00	0.00%
FUND TOTAL	<u>\$ -</u>	<u>\$ -</u>	<u>\$ -</u>	<u>\$ 12,342.00</u>	<u>\$ 12,342.00</u>	<u>0.00%</u>
<b>CONSTABLE FORFEITURE - FEDERAL (T0970)</b>						
Constable Precinct 7	-	-	577.00	577.00	-	100.00%
FUND TOTAL	<u>\$ -</u>	<u>\$ -</u>	<u>\$ 577.00</u>	<u>\$ 577.00</u>	<u>\$ -</u>	<u>100.00%</u>
<b>JUVENILE PROBATION DISTRICT (T1000)</b>						
Juvenile Services	817.78	817.74	24,210.47	243,088.00	218,877.53	9.96%
FUND TOTAL	<u>\$ 817.78</u>	<u>\$ 817.74</u>	<u>\$ 24,210.47</u>	<u>\$ 243,088.00</u>	<u>\$ 218,877.53</u>	<u>9.96%</u>
<b>UNCLAIMED JUVENILE RESTITUTION (T1100)</b>						
Juvenile Services	-	-	-	11,357.00	11,357.00	0.00%
FUND TOTAL	<u>\$ -</u>	<u>\$ -</u>	<u>\$ -</u>	<u>\$ 11,357.00</u>	<u>\$ 11,357.00</u>	<u>0.00%</u>

**TARRANT COUNTY, TEXAS  
BUDGET REPORT  
FOR THE ELEVEN (11) MONTHS ENDED 8/31/2022**

	CURRENT MONTH EXPENDITURES	ENCUMBRANCES AND COMMITMENTS	TOTAL EXPENDITURES ENCUMBRANCES & COMMITMENTS	TOTAL BUDGET	UNEXPENDED BUDGET	% BUDGET USED
<b>DEFERRED PROSECUTION PROGRAM (T1300)</b>						
Criminal District Attorney	2,315.80	-	12,605.80	22,340.00	9,734.20	56.43%
FUND TOTAL	<u>\$ 2,315.80</u>	<u>\$ -</u>	<u>\$ 12,605.80</u>	<u>\$ 22,340.00</u>	<u>\$ 9,734.20</u>	<u>56.43%</u>
<b>HISTORICAL COMMISSION (T2000)</b>						
Historical Commission	-	-	-	4,282.00	4,282.00	0.00%
FUND TOTAL	<u>\$ -</u>	<u>\$ -</u>	<u>\$ -</u>	<u>\$ 4,282.00</u>	<u>\$ 4,282.00</u>	<u>0.00%</u>
<b>HISTORICAL COMMISSION ARCHIVES (T2100)</b>						
Historical Commission	-	-	-	17,673.00	17,673.00	0.00%
FUND TOTAL	<u>\$ -</u>	<u>\$ -</u>	<u>\$ -</u>	<u>\$ 17,673.00</u>	<u>\$ 17,673.00</u>	<u>0.00%</u>
<b>CEMETERY FUND (T2300)</b>						
Historical Commission	-	-	-	41,103.00	41,103.00	0.00%
FUND TOTAL	<u>\$ -</u>	<u>\$ -</u>	<u>\$ -</u>	<u>\$ 41,103.00</u>	<u>\$ 41,103.00</u>	<u>0.00%</u>
<b>UNCLAIMED ELECTRIC COOP CREDITS (T2600)</b>						
Non-Departmental Community Outreach	-	-	-	1,038,804.00	1,038,804.00	0.00%
	-	1,500,000.00	1,500,000.00	1,500,000.00	-	1
FUND TOTAL	<u>\$ -</u>	<u>\$ 1,500,000.00</u>	<u>\$ 1,500,000.00</u>	<u>\$ 2,538,804.00</u>	<u>\$ 1,038,804.00</u>	<u>59.08%</u>
<b>FIRE MARSHAL CODE (T2900)</b>						
Fire Marshal	1,309.99	656.27	10,367.84	406,282.00	395,914.16	2.55%
FUND TOTAL	<u>\$ 1,309.99</u>	<u>\$ 656.27</u>	<u>\$ 10,367.84</u>	<u>\$ 406,282.00</u>	<u>\$ 395,914.16</u>	<u>2.55%</u>
<b>DISTRICT ATTORNEY JPS CONTRACT (T3000)</b>						
Criminal District Attorney	57,226.06	-	596,452.02	677,804.00	81,351.98	88.00%
FUND TOTAL	<u>\$ 57,226.06</u>	<u>\$ -</u>	<u>\$ 596,452.02</u>	<u>\$ 677,804.00</u>	<u>\$ 81,351.98</u>	<u>88.00%</u>
<b>EMERGENCY SERVICES DISTRICT (T3100)</b>						
Fire Marshal	6,990.84	-	74,002.35	94,000.00	19,997.65	78.73%
FUND TOTAL	<u>\$ 6,990.84</u>	<u>\$ -</u>	<u>\$ 74,002.35</u>	<u>\$ 94,000.00</u>	<u>\$ 19,997.65</u>	<u>78.73%</u>
<b>CSCD BOND SUPERVISION UNIT (T3300)</b>						
Community Supervision	482,011.66	121,741.58	4,296,205.00	4,895,177.00	598,972.00	87.76%
FUND TOTAL	<u>\$ 482,011.66</u>	<u>\$ 121,741.58</u>	<u>\$ 4,296,205.00</u>	<u>\$ 4,895,177.00</u>	<u>\$ 598,972.00</u>	<u>87.76%</u>
<b>CRIMINAL COURTS DRUG PROGRAM (T3400)</b>						
Criminal Court Administration	8,221.00	-	21,662.87	30,000.00	8,337.13	72.21%
FUND TOTAL	<u>\$ 8,221.00</u>	<u>\$ -</u>	<u>\$ 21,662.87</u>	<u>\$ 30,000.00</u>	<u>\$ 8,337.13</u>	<u>72.21%</u>

**TARRANT COUNTY, TEXAS  
BUDGET REPORT  
FOR THE ELEVEN (11) MONTHS ENDED 8/31/2022**

	CURRENT MONTH EXPENDITURES	ENCUMBRANCES AND COMMITMENTS	TOTAL EXPENDITURES ENCUMBRANCES & COMMITMENTS	TOTAL BUDGET	UNEXPENDED BUDGET	% BUDGET USED
<b>MEDICAL EXAMINER CONFERENCE (T3700)</b>						
Medical Examiner	-	-	3,100.00	28,296.00	25,196.00	10.96%
FUND TOTAL	<u>\$ -</u>	<u>\$ -</u>	<u>\$ 3,100.00</u>	<u>\$ 28,296.00</u>	<u>\$ 25,196.00</u>	<u>10.96%</u>
<b>PMC INSURED - 340B (T4100)</b>						
Public Health	532,019.53	729,986.23	8,603,101.39	18,002,558.00	9,399,456.61	47.79%
FUND TOTAL	<u>\$ 532,019.53</u>	<u>\$ 729,986.23</u>	<u>\$ 8,603,101.39</u>	<u>\$ 18,002,558.00</u>	<u>\$ 9,399,456.61</u>	<u>47.79%</u>
<b>MISCELLANEOUS DONATIONS - JUVENILE PROBATION (T5200)</b>						
Juvenile Services	2,436.17	633.15	9,195.37	26,501.00	17,305.63	34.70%
FUND TOTAL	<u>\$ 2,436.17</u>	<u>\$ 633.15</u>	<u>\$ 9,195.37</u>	<u>\$ 26,501.00</u>	<u>\$ 17,305.63</u>	<u>34.70%</u>
<b>DONATIONS EMERGENCY MANAGEMENT (T5350)</b>						
County Administrator	-	-	-	7,080.00	7,080.00	0.00%
FUND TOTAL	<u>\$ -</u>	<u>\$ -</u>	<u>\$ -</u>	<u>\$ 7,080.00</u>	<u>\$ 7,080.00</u>	<u>0.00%</u>
<b>MISCELLANEOUS DONATIONS - HUMAN SERVICES (T5600)</b>						
Human Services	5,368.80	-	74,450.19	103,228.00	28,777.81	72.12%
FUND TOTAL	<u>\$ 5,368.80</u>	<u>\$ -</u>	<u>\$ 74,450.19</u>	<u>\$ 103,228.00</u>	<u>\$ 28,777.81</u>	<u>72.12%</u>
<b>MISCELLANEOUS DONATIONS - HUMAN SERVICES-RELIANT (T5640)</b>						
Human Services	4,347.59	-	29,328.74	44,335.00	15,006.26	66.15%
FUND TOTAL	<u>\$ 4,347.59</u>	<u>\$ -</u>	<u>\$ 29,328.74</u>	<u>\$ 44,335.00</u>	<u>\$ 15,006.26</u>	<u>66.15%</u>
<b>MISCELLANEOUS DONATIONS - HUMAN SERVICES-CIRRO (T5642)</b>						
Human Services	-	-	-	1,028.00	1,028.00	0.00%
FUND TOTAL	<u>\$ -</u>	<u>\$ -</u>	<u>\$ -</u>	<u>\$ 1,028.00</u>	<u>\$ 1,028.00</u>	<u>0.00%</u>
<b>HUMAN SERVICES-DIRECT ENERGY (T5646)</b>						
Human Services	-	-	4,847.66	5,086.00	238.34	95.31%
FUND TOTAL	<u>\$ -</u>	<u>\$ -</u>	<u>\$ 4,847.66</u>	<u>\$ 5,086.00</u>	<u>\$ 238.34</u>	<u>95.31%</u>
<b>MISCELLANEOUS DONATIONS - CPS (T5700)</b>						
Child Protective Services	-	-	9,530.58	25,692.00	16,161.42	37.10%
FUND TOTAL	<u>\$ -</u>	<u>\$ -</u>	<u>\$ 9,530.58</u>	<u>\$ 25,692.00</u>	<u>\$ 16,161.42</u>	<u>37.10%</u>
<b>MISCELLANEOUS DONATIONS - HEALTH DEPT (T5800)</b>						
Public Health	-	-	2,927.54	33,239.00	30,311.46	8.81%
FUND TOTAL	<u>\$ -</u>	<u>\$ -</u>	<u>\$ 2,927.54</u>	<u>\$ 33,239.00</u>	<u>\$ 30,311.46</u>	<u>8.81%</u>

**TARRANT COUNTY, TEXAS  
BUDGET REPORT  
FOR THE ELEVEN (11) MONTHS ENDED 8/31/2022**

	CURRENT MONTH EXPENDITURES	ENCUMBRANCES AND COMMITMENTS	TOTAL EXPENDITURES ENCUMBRANCES & COMMITMENTS	TOTAL BUDGET	UNEXPENDED BUDGET	% BUDGET USED
<b>MISCELLANEOUS DONATIONS - VETERAN COURT PROGRAM (T5960)</b>						
Veterans Diversion Court	-	-	10,821.00	24,338.00	13,517.00	44.46%
FUND TOTAL	<u>\$ -</u>	<u>\$ -</u>	<u>\$ 10,821.00</u>	<u>\$ 24,338.00</u>	<u>\$ 13,517.00</u>	<u>44.46%</u>

<b>MISCELLANEOUS DONATIONS - FAMILY COURT SERVICES (T6000)</b>						
Domestic Relations	-	-	-	2,922.00	2,922.00	0.00%
FUND TOTAL	<u>\$ -</u>	<u>\$ -</u>	<u>\$ -</u>	<u>\$ 2,922.00</u>	<u>\$ 2,922.00</u>	<u>0.00%</u>

<b>MISCELLANEOUS DONATIONS - CRCG (T6100)</b>						
Public Assistance	5,700.00	-	9,375.00	28,438.00	19,063.00	32.97%
FUND TOTAL	<u>\$ 5,700.00</u>	<u>\$ -</u>	<u>\$ 9,375.00</u>	<u>\$ 28,438.00</u>	<u>\$ 19,063.00</u>	<u>32.97%</u>

<b>MISCELLANEOUS DONATIONS - PEACE OFFICER MEMORIAL (T6200)</b>						
County Administrator Buildings	-	-	48.88	15,000.00	14,951.12	0.33%
	-	1,500.00	3,750.00	74,479.00	70,729.00	5.03%
FUND TOTAL	<u>\$ -</u>	<u>\$ 1,500.00</u>	<u>\$ 3,798.88</u>	<u>\$ 89,479.00</u>	<u>\$ 85,680.12</u>	<u>4.25%</u>

<b>MISCELLANEOUS DONATIONS - LAW ENFORCEMENT (T6300)</b>						
Sheriff	-	437.25	441.05	500.00	58.95	88.21%
FUND TOTAL	<u>\$ -</u>	<u>\$ 437.25</u>	<u>\$ 441.05</u>	<u>\$ 500.00</u>	<u>\$ 58.95</u>	<u>88.21%</u>

<b>ATTF RENTAL ASSOC DONATION (T6500)</b>						
Sheriff	-	-	63.95	343.00	279.05	18.64%
FUND TOTAL	<u>\$ -</u>	<u>\$ -</u>	<u>\$ 63.95</u>	<u>\$ 343.00</u>	<u>\$ 279.05</u>	<u>18.64%</u>

<b>SHERIFF'S EMPLOYEE RECOGNITION AND AWARD (T7000)</b>						
Sheriff	-	-	-	1,449.00	1,449.00	0.00%
FUND TOTAL	<u>\$ -</u>	<u>\$ -</u>	<u>\$ -</u>	<u>\$ 1,449.00</u>	<u>\$ 1,449.00</u>	<u>0.00%</u>

<b>CONTRACT ELECTIONS (T7100)</b>						
Elections Administration	26,464.40	16,567.16	2,771,711.62	3,345,000.00	573,288.38	82.86%
FUND TOTAL	<u>\$ 26,464.40</u>	<u>\$ 16,567.16</u>	<u>\$ 2,771,711.62</u>	<u>\$ 3,345,000.00</u>	<u>\$ 573,288.38</u>	<u>82.86%</u>

<b>ELECTIONS CHAPTER 19 (T7300)</b>						
Elections Administration	-	447,999.04	454,520.70	520,298.00	65,777.30	87.36%
FUND TOTAL	<u>\$ -</u>	<u>\$ 447,999.04</u>	<u>\$ 454,520.70</u>	<u>\$ 520,298.00</u>	<u>\$ 65,777.30</u>	<u>87.36%</u>