


COUNTY AUDITOR

TARRANT COUNTY FINANCIAL STATEMENTS
FOR THE MONTH OF NOVEMBER 2021



TARRANT COUNTY, TEXAS



TARRANT COUNTY
TARRANT COUNTY ADMINISTRATION BUILDING - ROOM 506
100 E. WEATHERFORD
FORT WORTH, TEXAS 76196-0103
817/884-1205
Fax 817/884-1104

S. RENEE TIDWELL, CPA
COUNTY AUDITOR
rtidwell@tarrantcounty.com

KIM BUCHANAN, CPA
FIRST ASSISTANT COUNTY AUDITOR
kmbuchanan@tarrantcounty.com

April 12, 2022

The Honorable District Judges
The Honorable Commissioners Court
Tarrant County, Texas

RE: County Auditor's November 2021 Financial Reports

I herewith submit the financial report of Tarrant County, Texas as of and for the two months ending November 30, 2021.

If you have any questions concerning this report or the financial well-being of the County, please call.

Sincerely,

S. Renée Tidwell, CPA
County Auditor

TARRANT COUNTY, TEXAS
COMBINED BALANCE SHEET
GOVERNMENTAL FUNDS
AS OF 11/30/2021

<u>COMBINED TOTAL</u>		<u>GENERAL</u>	<u>ROAD & BRIDGE</u>	<u>DEBT SERVICE</u>
ASSETS				
\$672,979,203.83	CASH AND INVESTMENTS	\$175,958,752.18	\$18,554,013.49	\$4,924,315.53
466,539,482.34	TAXES RECEIVABLE (NET)	435,041,396.47	834.87	31,497,251.00
6,019,065.26	OTHER RECEIVABLES (NET)	1,111,883.40	114,911.51	0.00
3,504,703.46	FEE OFFICE RECEIVABLE	3,504,703.46	0.00	0.00
18,400,143.99	DUE FROM OTHER FUNDS	18,400,143.99	0.00	0.00
456,576.89	ADVANCE TO ENTERPRISE FUND	0.00	0.00	0.00
<u>4,639,828.49</u>	PREPAID EXPENSES AND INVENTORY	<u>671,380.20</u>	<u>872,118.77</u>	<u>0.00</u>
<u>\$1,172,539,004.26</u>	TOTAL ASSETS	<u>\$634,688,259.70</u>	<u>\$19,541,878.64</u>	<u>\$36,421,566.53</u>
LIABILITIES				
\$15,322,055.49	ACCOUNTS PAYABLE	\$4,633,146.08	\$284,281.16	\$0.00
35,831,450.41	OTHER LIABILITIES	31,454,309.41	837,566.51	0.00
18,400,143.99	DUE TO OTHER FUNDS	0.00	0.00	0.00
<u>226,881,755.80</u>	UNEARNED REVENUE	<u>0.00</u>	<u>0.00</u>	<u>0.00</u>
296,435,405.69	TOTAL LIABILITIES	36,087,455.49	1,121,847.67	0.00
DEFERRED INFLOWS OF RESOURCES				
466,539,482.34	UNAVAILABLE REVENUE - PROPERTY TAXES	435,041,396.47	834.87	31,497,251.00
<u>3,504,703.46</u>	UNAVAILABLE REVENUE - FEE OFFICE	<u>3,504,703.46</u>	<u>0.00</u>	<u>0.00</u>
470,044,185.80	TOTAL DEFERRED INFLOWS OF RESOURCES	438,546,099.93	834.87	31,497,251.00
FUND BALANCES				
<u>406,059,412.77</u>	FUND BALANCES	<u>160,054,704.28</u>	<u>18,419,196.10</u>	<u>4,924,315.53</u>
<u>406,059,412.77</u>	TOTAL FUND BALANCES	<u>160,054,704.28</u>	<u>18,419,196.10</u>	<u>4,924,315.53</u>
<u>\$1,172,539,004.26</u>	TOTAL LIABILITIES, DEFERRED INFLOWS OF RESOURCES, AND FUND BALANCES	<u>\$634,688,259.70</u>	<u>\$19,541,878.64</u>	<u>\$36,421,566.53</u>

<u>CAPITAL PROJECTS</u>	<u>GRANT FUNDS</u>	<u>OTHER GOVERNMENTAL FUNDS</u>
\$126,566,669.64	\$238,107,104.65	\$108,868,348.34
0.00	0.00	0.00
0.00	3,567,229.13	1,225,041.22
0.00	0.00	0.00
0.00	0.00	0.00
456,576.89	0.00	0.00
<u>390,649.34</u>	<u>2,509,359.13</u>	<u>196,321.05</u>
<u>\$127,413,895.87</u>	<u>\$244,183,692.91</u>	<u>\$110,289,710.61</u>
\$5,081,481.89	\$4,596,243.67	\$726,902.69
0.00	2,519,985.06	1,019,589.43
0.00	18,338,822.89	61,321.10
<u>0.00</u>	<u>226,022,456.71</u>	<u>859,299.09</u>
5,081,481.89	251,477,508.33	2,667,112.31
0.00	0.00	0.00
<u>0.00</u>	<u>0.00</u>	<u>0.00</u>
0.00	0.00	0.00
<u>122,332,413.98</u>	<u>(7,293,815.42)</u>	<u>107,622,598.30</u>
<u>122,332,413.98</u>	<u>(7,293,815.42)</u>	<u>107,622,598.30</u>
<u>\$127,413,895.87</u>	<u>\$244,183,692.91</u>	<u>\$110,289,710.61</u>

TARRANT COUNTY, TEXAS
COMBINED STATEMENT OF REVENUES AND EXPENDITURES
AND CHANGES IN FUND BALANCE
GOVERNMENTAL FUNDS
FOR THE TWO (2) MONTHS ENDED 11/30/2021

<u>COMBINED TOTAL</u>		<u>GENERAL</u>	<u>ROAD & BRIDGE</u>	<u>DEBT SERVICE</u>
	REVENUES:			
\$47,700,812.46	TAXES, LICENSES AND PERMITS	\$44,483,046.46	\$31.03	\$3,207,330.77
12,426,400.79	FEES OF OFFICE	6,151,085.74	2,758,680.00	0.00
620,691.18	FINES	620,691.18	0.00	0.00
26,468,909.38	INTERGOVERNMENTAL	1,848,236.73	50,104.45	0.00
154,687.48	INVESTMENT INCOME	90,012.49	4,068.00	592.31
<u>2,118,401.75</u>	MISCELLANEOUS	<u>824,355.29</u>	<u>119,578.58</u>	<u>0.00</u>
89,489,903.04	TOTAL REVENUES	54,017,427.89	2,932,462.06	3,207,923.08
	EXPENDITURES:			
	CURRENT:			
27,788,349.66	GENERAL GOVERNMENT	25,682,916.10	729,986.80	0.00
28,568,386.31	PUBLIC SAFETY	26,591,168.41	0.00	0.00
31,037,757.26	JUDICIAL	29,061,872.07	0.00	0.00
22,145,427.48	COMMUNITY SERVICES	797,769.98	0.00	0.00
3,514,084.84	TRANSPORTATION	0.00	3,500,873.76	0.00
7,678,292.91	CAPITAL/CONSTRUCTION	0.00	0.00	0.00
<u>1,250.00</u>	DEBT SERVICE	<u>0.00</u>	<u>0.00</u>	<u>1,250.00</u>
120,733,548.46	TOTAL EXPENDITURES	82,133,726.56	4,230,860.56	1,250.00
(31,243,645.42)	EXCESS (DEFICIT) OF REVENUES OVER EXPENDITURES	(28,116,298.67)	(1,298,398.50)	3,206,673.08
	OTHER FINANCING SOURCES (USES):			
12,628,441.08	OPERATING TRANSFERS IN	115,969.20	1,781,043.50	0.00
<u>(14,128,441.08)</u>	OPERATING TRANSFERS OUT	<u>(14,012,471.88)</u>	<u>0.00</u>	<u>0.00</u>
(32,743,645.42)	EXCESS (DEFICIT) OF REVENUES AND OPERATING TRANSFERS OVER EXPENDITURES	(42,012,801.35)	482,645.00	3,206,673.08
	FUND BALANCES:			
<u>438,803,058.19</u>	BEGINNING OF PERIOD	<u>202,067,505.63</u>	<u>17,936,551.10</u>	<u>1,717,642.45</u>
<u>\$406,059,412.77</u>	END OF PERIOD	<u>\$160,054,704.28</u>	<u>\$18,419,196.10</u>	<u>\$4,924,315.53</u>

<u>CAPITAL PROJECTS</u>	<u>GRANT FUNDS</u>	<u>OTHER GOVERNMENTAL FUNDS</u>
\$0.00	\$0.00	\$10,404.20
0.00	99,941.68	3,416,693.37
0.00	0.00	0.00
0.00	24,413,030.17	157,538.03
28,316.79	7,414.81	24,283.08
<u>367,464.98</u>	<u>47,729.21</u>	<u>759,273.69</u>
395,781.77	24,568,115.87	4,368,192.37
0.00	346,247.93	1,029,198.83
0.00	777,987.07	1,199,230.83
0.00	1,561,482.88	414,402.31
0.00	16,380,832.41	4,966,825.09
0.00	13,211.08	0.00
2,116,272.12	5,488,354.50	73,666.29
<u>0.00</u>	<u>0.00</u>	<u>0.00</u>
<u>2,116,272.12</u>	<u>24,568,115.87</u>	<u>7,683,323.35</u>
(1,720,490.35)	0.00	(3,315,130.98)
10,109,897.50	0.00	621,530.88
<u>0.00</u>	<u>0.00</u>	<u>(115,969.20)</u>
8,389,407.15	0.00	(2,809,569.30)
<u>113,943,006.83</u>	<u>(7,293,815.42)</u>	<u>110,432,167.60</u>
<u>\$122,332,413.98</u>	<u>(\$7,293,815.42)</u>	<u>\$107,622,598.30</u>

TARRANT COUNTY, TEXAS
STATEMENT OF NET POSITION
PROPRIETARY FUNDS
AS OF 11/30/2021

<u>COMBINED TOTAL</u>		<u>ENTERPRISE</u>	<u>INTERNAL SERVICE</u>
ASSETS			
\$49,752,119.52	CASH AND INVESTMENTS	\$4,119,119.75	\$45,632,999.77
1,653,540.46	OTHER RECEIVABLES (NET)	82,691.90	1,570,848.56
392,408.68	PREPAID EXPENSES AND INVENTORY	6,408.68	386,000.00
<u>3,906,640.57</u>	FIXED ASSETS (NET)	<u>3,906,640.57</u>	<u>0.00</u>
<u>55,704,709.23</u>	TOTAL ASSETS	<u>8,114,860.90</u>	<u>47,589,848.33</u>
DEFERRED OUTFLOWS OF RESOURCES			
106,410.00	PENSION CONTRIBUTIONS AFTER MEASUREMENT DATE	106,410.00	0.00
7,452.00	DIFFERENCE IN EXPECTED & ACTUAL PENSION EXPERIENCE	7,452.00	0.00
234,544.00	CHANGES IN PENSION ASSUMPTIONS	234,544.00	0.00
95,376.00	CHANGES IN OPEB ASSUMPTIONS	95,376.00	0.00
<u>22,411.00</u>	OPEB CONTRIBUTIONS AFTER MEASUREMENT DATE	<u>22,411.00</u>	<u>0.00</u>
<u>466,193.00</u>	TOTAL DEFERRED OUTFLOWS OF RESOURCES	<u>466,193.00</u>	<u>0.00</u>
LIABILITIES			
832,005.86	ACCOUNTS PAYABLE	22,901.76	809,104.10
17,246,631.52	OTHER LIABILITIES	46,995.73	17,199,635.79
456,576.89	ADVANCE FROM CAPITAL PROJECTS FUND	456,576.89	0.00
94,148.37	UNEARNED REVENUE	94,148.37	0.00
738,961.00	NET PENSION LIABILITY	738,961.00	0.00
667,689.00	OTHER POST EMPLOYMENT BENEFIT LIABILITY	667,689.00	0.00
<u>128,873.09</u>	COMPENSATED ABSENCES	<u>128,873.09</u>	<u>0.00</u>
<u>20,164,885.73</u>	TOTAL LIABILITIES	<u>2,156,145.84</u>	<u>18,008,739.89</u>
DEFERRED INFLOWS OF RESOURCES			
19,559.00	DIFFERENCE IN EXPECTED & ACTUAL PENSION EXPERIENCE	19,559.00	0.00
149,002.00	DIFFERENCE IN PROJECTED & ACTUAL PENSION EARNINGS	149,002.00	0.00
9,868.00	CHANGES IN PENSION ASSUMPTIONS	9,868.00	0.00
114,959.00	DIFFERENCE IN EXPECTED & ACTUAL OPEB EXPERIENCE	114,959.00	0.00
<u>77,401.00</u>	CHANGES IN OPEB ASSUMPTIONS	<u>77,401.00</u>	<u>0.00</u>
<u>370,789.00</u>	TOTAL DEFERRED INFLOWS OF RESOURCES	<u>370,789.00</u>	<u>0.00</u>
NET POSITION			
<u>35,635,227.50</u>	NET POSITION	<u>6,054,119.06</u>	<u>29,581,108.44</u>
<u>\$35,635,227.50</u>	TOTAL NET POSITION	<u>\$6,054,119.06</u>	<u>\$29,581,108.44</u>

TARRANT COUNTY, TEXAS
COMBINED STATEMENT OF REVENUES, EXPENSES
AND CHANGES IN FUND NET POSITION
PROPRIETARY FUNDS
FOR THE TWO (2) MONTHS ENDED 11/30/2021

COMBINED TOTAL		ENTERPRISE	INTERNAL SERVICE
	OPERATING REVENUES:		
\$524,437.55	BUILDING RENTALS	\$524,437.55	\$0.00
3,927,851.32	USER FEES	0.00	3,927,851.32
10,123,245.55	COUNTY CONTRIBUTIONS	0.00	10,123,245.55
4,972.57	OTHER REVENUES	323.08	4,649.49
14,580,506.99	TOTAL OPERATING REVENUES	524,760.63	14,055,746.36
	OPERATING EXPENSES:		
197,849.89	PERSONNEL	197,849.89	0.00
94,963.40	BUILDING AND EQUIPMENT	94,050.53	912.87
52,230.06	DEPRECIATION AND AMORTIZATION	52,230.06	0.00
12,108,292.99	SELF INSURANCE CLAIMS	0.00	12,108,292.99
1,085,196.81	INSURANCE PREMIUMS	0.00	1,085,196.81
645,069.44	ADMINISTRATION	0.00	645,069.44
166,520.02	OTHER EXPENSES	17,129.05	149,390.97
14,350,122.61	TOTAL OPERATING EXPENSES	361,259.53	13,988,863.08
230,384.38	OPERATING INCOME (LOSS)	163,501.10	66,883.28
	NON-OPERATING REVENUE (EXPENSE):		
11,019.29	INTEREST INCOME	918.55	10,100.74
241,403.67	NET INCOME (LOSS) BEFORE TRANSFERS	164,419.65	76,984.02
	OPERATING TRANSFERS:		
8,500,000.00	OPERATING TRANSFERS IN	0.00	8,500,000.00
(7,000,000.00)	OPERATING TRANSFERS OUT	0.00	(7,000,000.00)
1,741,403.67	NET INCOME (LOSS)	164,419.65	1,576,984.02
	NET POSITION:		
33,893,823.83	BEGINNING OF PERIOD	5,889,699.41	28,004,124.42
\$35,635,227.50	END OF PERIOD	\$6,054,119.06	\$29,581,108.44

TARRANT COUNTY, TEXAS
COMBINED BALANCE SHEET
AGENCY FUNDS
AS OF 11/30/2021

<u>COMBINED TOTAL</u>		<u>STATE COMPTROLLER FUND</u>	<u>OTHER CUSTODIAL FUNDS</u>	<u>COMMUNITY SUPERVISION & CORRECTIONS</u>
ASSETS				
\$133,327,023.41	CASH AND INVESTMENTS	\$15,793,044.26	\$109,356,293.71	\$8,177,685.44
0.00	OTHER RECEIVABLES	0.00	0.00	0.00
1,676.79	FEE OFFICE RECEIVABLE	0.00	1,676.79	0.00
0.00	PREPAID EXPENSES & INVENTORY	0.00	0.00	0.00
<u>56,261,053.71</u>	RESTRICTED ASSETS	<u>0.00</u>	<u>56,261,053.71</u>	<u>0.00</u>
<u>\$189,589,753.91</u>	TOTAL ASSETS	<u>\$15,793,044.26</u>	<u>\$165,619,024.21</u>	<u>\$8,177,685.44</u>
LIABILITIES AND FUND BALANCE				
\$129,358.78	ACCOUNTS PAYABLE	\$0.00	\$0.00	\$129,358.78
<u>189,460,395.13</u>	OTHER LIABILITIES	<u>15,793,044.26</u>	<u>165,619,024.21</u>	<u>8,048,326.66</u>
<u>\$189,589,753.91</u>	TOTAL LIABILITIES AND FUND BALANCE	<u>\$15,793,044.26</u>	<u>\$165,619,024.21</u>	<u>\$8,177,685.44</u>

TARRANT COUNTY, TEXAS
NOTES TO COMBINED FINANCIAL STATEMENTS
FOR THE TWO (2) MONTHS ENDED 11/30/2021

I. SUMMARY OF SIGNIFICANT ACCOUNTING POLICIES:

Reporting Entity

The accompanying financial statements reflect the funds and accounts of the financial reporting entity Tarrant County, Texas (the "County"), as of November 2021 and for the two months then ended. Other components of the County not included in the accompanying financial statements include, Tarrant County Hospital District, Tarrant County Mental Health and Behavioral Health Services, Tarrant County Industrial Development Corporation, Tarrant County Health Facilities Development Corporation, Tarrant County Cultural Education Facilities Finance Corporation, and Tarrant County Housing Financing Corporation. These components are technically a part of the "reporting entity" because of the budgetary oversight responsibility by the Commissioners' Court of Tarrant County. These components however are unrelated to the financial condition and results of operations of the County and have been excluded from the accompanying financial statements. Separate financial statements of these entities are available upon request.

Revenue Recognition

Revenue is generally recognized on the modified accrual basis. Under this method of accounting, revenues are recognized when susceptible to accrual, i.e., both measurable and available. The primary revenue sources susceptible to accrual are property taxes, fines and fees due to fee offices which are recognized as unavailable revenue until cash is received. Other sources are generally not measurable until received in cash.

Expenditure Recognition

Expenditures are recorded when incurred. Expenditures for principal and interest on long-term debt are recorded when due. The accrual basis of accounting is utilized in the proprietary funds. Encumbrances are not included as expenditures.

Budget Basis Reporting

The budget is prepared utilizing a modified cash basis of accounting, with adjustments for encumbrances, as allowed by state statutes. Budget basis information is presented in the accompanying "Budgetary Information" section at a summary level. Budget information at the legal level of control is available upon request.

Investment Income Allocation

To maximize investment earnings on "idle" cash and cash equivalents, a "pooled cash" concept is utilized. Under this concept nearly all deposits are maintained in the same bank account and are invested on a daily basis. Generally, interest earnings are allocated to each fund based on the funds relative percentage of the total pool.

Pension Liability

The net pension liability was actuarially valued as of December 31, 2020. The net pension liability recorded in the Resource Connection is \$738,961. The amount for the governmental funds is \$290,190,711, which is reported in the annual comprehensive financial report.

OPEB Liability

The total OPEB liability was actuarially measured as of September 30, 2020. The total OPEB liability recorded in the Resource Connection is \$667,689. The amount for the governmental funds is \$212,724,346, which is reported in the annual comprehensive financial report.

TARRANT COUNTY, TEXAS
NOTES TO COMBINED FINANCIAL STATEMENTS
FOR THE TWO (2) MONTHS ENDED 11/30/2021

I. SUMMARY OF SIGNIFICANT ACCOUNTING POLICIES (CONT'D):

Compensated Absences

Accumulated unpaid vacation leave and vested sick pay have been recorded in the Enterprise Fund for the Resource Connection. An additional amount has been accrued for salary related payments associated with the payment of compensated absences. The amount of compensated absences for the remaining governmental funds is \$50,425,615, which is reported in the annual comprehensive financial report.

Deferred Outflows/Inflows of Resources

Deferred outflows of resources apply to future periods and so will not be recognized as an expense/ expenditure until then. Deferred inflows of resources apply to future periods and will be recognized as a revenue at that time.

Incurred but Not Reported

Included in the "Other Liabilities" of the Internal Service fund's Employee Benefits is \$4,000,000 of incurred but not reported medical and drug claims.

II. BASIS OF PRESENTATION:

The accounts of the County are organized and operated on the basis of funds, each of which is considered a separate accounting entity. Government resources are allocated to and accounted for in individual funds based on the purpose for which they are to be spent and the means by which spending activities are controlled.

Funds are classified into three categories: Governmental, Proprietary and Fiduciary. Each category is divided into separate fund types. The following fund types are used by the County.

Governmental Funds: Used to account for all or most of a government's general activity.

General Fund – used to account for the general operations of the County.

Road and Bridge Fund – used to account for the collection and expenditure of those monies designated to be spent for acquisition, construction and maintenance of county roads and bridges.

Debt Service Fund – used to account for accumulation of resources and for the payment of general long-term debt principal, interest, and related costs.

Capital Projects Funds – used to account for financial resources to be used for the acquisition and/or construction of facilities, equipment, software and infrastructure.

Grant Funds – used to account for the activities conducted under the many grant agreements between the County and various state and federal organizations.

Other Governmental Funds – used to account for specific revenue sources which are legally restricted to expenditures for specified purposes.

**TARRANT COUNTY, TEXAS
 NOTES TO COMBINED FINANCIAL STATEMENTS
 FOR THE TWO (2) MONTHS ENDED 11/30/2021**

II. BASIS OF PRESENTATION (CONT'D):

Proprietary Funds: Used to account for operations that are financed in a manner similar to those in the private sector, where the determination of net income is appropriate for sound financial administration.

Enterprise Fund – used to account for operations that are financed and operated in a manner similar to private enterprise where the County's intent is to provide goods or services to the public on a continuing basis financed primarily through user charges. The County operates two enterprise funds, the Resource Connection and Oil and Gas Royalty.

Internal Service Funds – used to account for the various self-insurance activities for the County.

Fiduciary Funds: These funds account for assets held by the County in a fiduciary capacity and therefore cannot be used to support the County's own programs.

State Comptroller Funds – used to account for monies received on behalf of, and subsequently remitted to the State Comptroller

Other Custodial Funds – used to account for assets held in a fiduciary capacity for others and includes property taxes collected and remitted for other entities, statutory fees collected on behalf of other governments, funds held in the registry of the court, collateral for securing bail bonds, monies on account for inmate commissary purchases, and funds seized by law enforcement agencies.

Community Supervision and Corrections – used to account for the State agency funds in the County depository and restitution collected as a condition of probation payable to injured parties.

III. NEGATIVE CASH BALANCES:

The following funds have negative cash balances at the balance sheet date. This occurs when expenditures exceed revenue collection. The General Fund has advanced money to these Funds thereby, allowing for continued operation of the related programs. These advances by the General Fund have been reflected in the accompanying combined balance sheet as Due from other funds. The advances also represent a loss of investment earnings to the General Fund and are not a reimbursable item by the grantor under reimbursing grant agreements.

Most negative cash balances arise in the County's reimbursing grant programs. These programs require the payment of expenditures prior to the reimbursement by the grantor. These cash deficits have existed for years and do not create any major concerns. However, this information is helpful to the reader of the financial statements to provide a fuller understanding of the details of County operations.

<u>FUND</u>	<u>DEFICIT</u>
E0024 RYAN WHITE ENDING HIV EPIDEMIC	\$ 35,539.10
E0025 DHHS-RYAN WHITE TITLE IV PART D - WOMEN, INFANTS, CHILDREN,	27,746.61
E0027 RYAN WHITE PART C - OUTPATIENT EIS PROGRAM	5,016.25
E0028 RYAN WHITE HIV/AIDS TREATMENT MODERNIZATION ACT PART A	264,828.10
E0031 HIV/STATE SERVICES	29,853.45
E0032 RYAN WHITE PART B	60,645.89

**TARRANT COUNTY, TEXAS
NOTES TO COMBINED FINANCIAL STATEMENTS
FOR THE TWO (2) MONTHS ENDED 11/30/2021**

III. NEGATIVE CASH BALANCES (CONT'D):

<u>FUND</u>	<u>DEFICIT</u>
E0037 HIV/HOPWA	\$ 42,112.85
E0040 RYAN WHITE HIV/AIDS PROGRAM PART A COVID-19 RESPONSE	3,631.00
E0061 HOUSING OPPORTUNITIES FOR PERSONS WITH AIDS (HOPWA)	245,707.56
E0062 HOPWA - COVID - CARES - ADMINISTRATIVE AGENCY	26,273.61
F0033 SURVEILLANCE	32,456.38
F0034 INFECTIOUS DISEASE SURVEILLANCE AND EPIDEMIOLOGY - YR3	22,929.17
F0035 HIV PREVENTION	63,127.30
F0036 DSHS-ENDING THE HIV EPIDEMIC	42,863.38
F0038 STD/HIV OPER	213,220.29
F0040 TDFPS-COMMUNITY YOUTH DEVELOPMENT - FY22	63,569.04
F0042 BIOTERRORISM PREPAREDNESS - LAB	22,154.68
F0043 CPS-PREPAREDNESS/HAZARDS (BIO TERRORISM)	120,832.90
F0044 DSHS-C.R.I - CITIES READINESS INITIATIVE	41,919.80
F0045 TB/PC-TB CONTROL & PREVENTION (CLINIC)	86,751.83
F0046 TUBERCULOSIS - PREVENTION AND CONTROL	97,564.78
F0051 IMMUNIZATIONS	166,370.45
F0058 DSHS - HEALTHY TEXAS BABIES	5,526.80
F0060 WIC CARD PARTICIPATION	1,879,100.47
F0062 DSHS-REGIONAL LOCAL SERVICE SYSTEMS/LOCAL PUBLIC HEALTH (RLS)	52,845.89
F0072 INFLUENZA INCIDENCE SURVEILLANCE PROJECT	2,342.41
F0081 DSHS-NORTH TEXAS SYNDROMIC SURVEILLANCE PROGRAM	37,710.55
F0082 DSHS-CDC COVID-19 EMERGENCY RESPONSE	372.27
F0084 DSHS-CDC COVID-19	67,024.24
F0087 USCRI - REFUGEE MEDICAL SCREENING	131,012.65
F0089 DSHS ELC/LRN COVID-19 - LAB PPP	260,986.17
F0093 NURSE FAMILY PARTNERSHIP GRANT	132,683.67
F0100 DSHS-COVID-19 VACCINATION CAPACITY ENHANCEMENT PROGRAM	566,143.91
F0102 CDC-HEALTH DISPARITIES / HIGH RISK	748,425.59
F0110 DSHS-COVID-19 VACCINATION CAPACITY ENHANCEMENT - ROUND 4 IMM	530.53
F0189 DSHS ELC/LRN COVID-19 - EPI EXPANSION	73,850.96
F0289 DSHS ELC/LRN COVID-19 - EPI CARES	237,343.12
G0012 VETERANS COURT PROGRAM	76,695.65
G0018 CJD-REACHING INDEPENDENCE THROUGH SELF EMPOWERMENT (RISE)	39,392.31
G0065 VICTIMS ASSISTANCE GRANT-VOCA - SHERIFF	14,906.02
G0081 VAWA - PROTECTIVE ORDER UNIT	24,710.27
G0082 CJD-DISTRICT ATTORNEY BILINGUAL VICTIM ADVOCATE	11,553.38
G0084 D.I.R.E.C.T. PROGRAM	53,887.20
G0085 MENTAL HEALTH DIVERSION COURT PROGRAM	20,745.87
G0087 CJD-INTIMATE PARTNER-FAMILY VIOLENCE VICTIM ADVOCATES	24,767.62
H0001 COMMUNITY DEVELOPMENT SALARY ALLOCATION FUND	11,474.28
H0041 HOME ADMINISTRATIVE FUNDS	31,870.84
H0042 COMMUNITY DEVELOPMENT BLOCK GRANT ADMINISTRATIVE FUNDS ONLY	1,166,625.33
H0071 EMERGENCY SHELTER PROGRAM 47TH YEAR	2,624.34
H0080 COMMUNITY DEVELOPMENT BLOCK GRANT - COVID - CARES	333,604.53
H0081 EMERGENCY SHELTER GRANT - COVID - CARES	3,801.12
H0500 SUPPORTIVE HOUSING PROGRAM - SAFEHAVEN - PARKDALE	253,276.31
L0013 OJP-DOJ-NIJ FORENSIC BACKLOG REDUCTION GRANT	14,711.93
L0019 OJP-DOJ-HUMAN TRAFFICKING TASK FORCE	19,825.94
M0008 JAG-LAW ENFORCEMENT LIASON PRGM / MHMRTC	8,904.10
M0012 AG - VINE (VICITIM IDENTIFICATION AND NOTIFICATION EVERYDAY	19,712.94
M0014 ACCESS AND VISITATION GRANT	10,167.06
M0022 AUTO THEFT TASK FORCE - FY22	460,519.60

**TARRANT COUNTY, TEXAS
NOTES TO COMBINED FINANCIAL STATEMENTS
FOR THE TWO (2) MONTHS ENDED 11/30/2021**

III. NEGATIVE CASH BALANCES (CONT'D):

<u>FUND</u>	<u>DEFICIT</u>
M0040 HOMELAND SECURITY GRANT PROGRAM	\$ 14,491.48
M0044 TXDOT COURTESY PATROL PROGRAM	712,689.68
M0048 BILINGUAL VICTIMS ASSISTANCE COORDINATOR	7,315.06
M0061 TVC-VETERAN'S TREATMENT COURT	6,024.26
M0072 UNITED WAY-TARRANT COUNTY VETERANS COURT DIVERSION PROGRAM	4,931.25
M0086 TJCMH-MENTAL HEALTH DIVERSION PROGRAM	3,241.64
M0095 TCEQ-TEXAS VOLKSWAGON ENVIRONMENTAL MITIGATION PGRM PCT4	470,177.60
M0096 TCEQ-TEXAS VOLKSWAGON ENVIRONMENTAL MITIGATION PGRM PCT4	97,031.20
M0097 TCEQ-TEXAS VOLKSWAGON ENVIRONMENTAL MITIGATION PGRM PCT3	196,448.00
M0098 TCEQ-TEXAS VOLKSWAGON ENVIRONMENTAL MITIGATION PGRM PCT3	199,809.60
M0099 TCEQ-TEXAS VOLKSWAGON ENVIRONMENTAL MITIGATION PGRM PCT2	168,482.92
M0100 TCEQ-TEXAS VOLKSWAGON ENVIRONMENTAL MITIGATION PGRM PCT2	142,912.00
M0212 CTIF - WAGLEY ROBERTSON (PCT3)	93.93
M0214 CTIF - NEWT PATTERSON (PCT2)	1,091.08
M0216 CTIF - HARMON (PCT3)	8,902.89
P0014 TJPC-STATE AID-JUVENILE SUPPLEMENTAL PAY	100,016.85
P0016 TJJD-SPECIAL NEEDS DIVERSIONARY PROGRAM	492.98
P0026 REGIONAL DIVERSION ALTERNATIVES PROGRAM (REIMBURSEMENT)	8,105.29
P0027 TJPC-JJAEP	210,683.05
P0028 TJJD-MENTAL HEALTH SERVICES (MHS)	63,380.16
R0012 SECTION 8 - MAINSTREAM VOUCHER PROGRAM	118,129.98
R0013 HUD-SECTION 8 HOUSING VOUCHERS	2,242,886.08
R0017 HUD-VASH - VETERANS AFFAIRS SUPPORTIVE HOUSING VOUCHERS	968,007.75
R0025 FAMILY SELF SUFFICIENCY	106,647.67
R0032 SHELTER PLUS CARE	9,669.78
R0080 SECTION 8 - HOUSING CARES ACT (AF) FUNDING FY20	23,048.43
R0081 SECTION 8 - MAINSTREAM VOUCHER PGM - CARES FUNDING	70,510.51
R0110 SECTION 8 - EMERGENCY HOUSING VOUCHER (Preliminary Fees)	28,760.00
R0210 SECTION 8 - EMERGENCY HOUSING VOUCHER (Service Fees)	42,162.04
W0102 FEMA COVID 2020 9/15/2020 to 12/31/2020	130,034.39
W0103 FEMA UNTHSC VACCINE ILA	<u>3,667,855.05</u>
SUB-TOTAL GRANTS	18,338,822.89
G1100 8TH ADMINISTRATIVE JUDICIAL REGION	25,558.77
T3000 DA-JPS CONTRACT	25,875.79
T3100 TC EMERGENCY SERVICE DISTRICT #1	<u>9,886.54</u>
TOTAL	<u>\$ 18,400,143.99</u>

IV. DEFICIT FUND BALANCE:

The following governmental fund had a negative fund balance as of 11/30/21:

Grant Funds \$ (7,293,815.42)

The deficit fund balance in the Grant Funds is due to COVID-19 expenditures anticipated to be eligible for FEMA reimbursement that were not awarded to the County as of November 30, 2021. The related revenue for these expenditures will be recognized at the time of the award.

TARRANT COUNTY, TEXAS
NOTES TO COMBINED FINANCIAL STATEMENTS
FOR THE TWO (2) MONTHS ENDED 11/30/2021

V. INVESTMENTS:

All investment securities are purchased on the basis of "Delivery vs. Payment" and are held at JPMorgan Chase Bank – New York by the Safekeeping Department in a segregated account in the name of Tarrant County. "Delivery vs. Payment" means that the County's money is not released until the securities are delivered to the Safekeeping Department.

All securities held and transactions executed during the period conform to the requirements of the Government Code Section 2256, The Public Funds Investment Act, and the Tarrant County Investment Policy, as adopted by the Commissioners Court on November 23, 2021.

	Average Rate	
JPMorgan Chase Savings	0.20%	\$ 182,750,996
JPMorgan Chase Savings II	0.20%	32,305,248
JPMorgan Chase Checking	0.20%	257,556,776
Lone Star Investment Pool	0.01%	47,853,972
Texas CLASS Investment Pool	0.03%	13,415,905
TexStar Investment Pool	0.01%	87,999,832
TexPool Investment Pool	0.04%	95,808,287
TOTAL INVESTMENTS		<u>\$ 717,691,016</u>

The recorded position of the pools for Lone Star and TexPool are measured at amortized cost as these pools meet the requirements of GASB Statement No. 79. The recorded position of the pools for Texas CLASS and TexStar are measured at net asset value and are designed to approximate the share value.

VI. CAPITAL ASSETS:

A summary of the Governmental Funds' capital assets follows:

	Balance October 1, 2021	Additions	Disposals/ Adjustments	Balance November 30, 2021
Land and land improvements	\$ 66,874,106.58	\$ 371,840.00	\$ -	\$ 67,245,946.58
Construction in progress	32,618,411.86	36,484.58	-	32,654,896.44
Software in development	36,444,178.02	146,059.12	-	36,590,237.14
Buildings and improvements	508,872,187.56	4,516,706.20	-	513,388,893.76
Furnishings and equipment	101,328,271.11	1,325,279.49	(1,178,491.91)	101,475,058.69
Software	50,914,784.91	-	-	50,914,784.91
Infrastructure	135,997,203.03	-	-	135,997,203.03
	<u>\$ 933,049,143.07</u>	<u>\$ 6,396,369.39</u>	<u>\$ (1,178,491.91)</u>	<u>\$ 938,267,020.55</u>

TARRANT COUNTY, TEXAS
NOTES TO COMBINED FINANCIAL STATEMENTS
FOR THE TWO (2) MONTHS ENDED 11/30/2021


VII. SCHEDULE OF OUTSTANDING BONDED DEBT:

	<u>AMOUNT</u>	<u>INTEREST RATES</u>
2010 - Limited Tax Refunding & Improvement Bonds	\$ 1,805,000	5.00%
2013 - Limited Tax Refunding & Improvement Bonds	37,870,000	5.00%
2015 - Limited Tax Refunding & Improvement Bonds	56,340,000	3.00% to 5.00%
2015A - Limited Tax Refunding & Improvement Bonds	39,215,000	1.97%
2016 - Limited Tax Refunding Bonds	46,440,000	1.48%
2017 - Limited Tax Refunding Bonds	32,005,000	2.13%
Total Outstanding Bonded Debt	<u>\$ 213,675,000</u>	

Arbitrage provisions of the Internal Revenue Tax Act of 1986 require the County to rebate excess arbitrage earnings from bond proceeds to the federal government. This amount was estimated to be \$0 as of September 30, 2021.

VIII. CONTINGENCIES:

The County is self-insured for workers' compensation, automobile bodily injury and property damage, comprehensive general liability and all self-insured retentions for existing policies. At November 30, 2021, \$13,051,606 has been accrued, based on an actuarial assessment, to provide for potential losses resulting from pending or threatened litigation, asserted claims and claims incurred but not reported.



**TARRANT COUNTY, TEXAS
CAPITAL PROJECT FUNDS
FUND DESCRIPTIONS**

FUND 45100 - NON-DEBT CAPITAL FUND

This fund was established to account for capital acquisitions funded from County auction proceeds, operating transfers from general fund, gas signing bonuses and gas royalties.

FUND 45400 – CAPITAL REPLACEMENT FUND

This fund was established to account for long-term planning replacement of capital assets.

FUND 47600 – 2006 BOND ELECTION FUND

This fund was established to account for the expenditure of the proceeds of General Obligation Bonds issued to fund capital acquisitions originally approved by the voters.

FUND 47700 – 2006 BOND ELECTION-TRANSPORTATION FUND


This fund was established to account for the expenditure of the proceeds of General Obligation Bonds issued to fund transportation projects originally approved by the voters.

TARRANT COUNTY, TEXAS
COMBINING BALANCE SHEET
CAPITAL PROJECTS FUNDS
AS OF 11/30/2021

<u>COMBINED TOTAL</u>		<u>NON-DEBT CAPITAL</u>	<u>2006 BOND ELECTION</u>	<u>2006 BOND ELECTION TRANSPORTATION</u>	<u>CAPITAL REPLACEMENT FUND</u>
ASSETS					
\$126,566,669.64	CASH AND INVESTMENTS	\$84,775,915.52	\$10,516,389.70	\$28,774,083.83	\$2,500,280.59
456,576.89	ADVANCE TO ENTERPRISE FUND	456,576.89	0.00	0.00	0.00
390,649.34	PREPAID EXPENSES & INVENTORY	390,649.34	0.00	0.00	0.00
<u>\$127,413,895.87</u>	TOTAL ASSETS	<u>\$85,623,141.75</u>	<u>\$10,516,389.70</u>	<u>\$28,774,083.83</u>	<u>\$2,500,280.59</u>
LIABILITIES AND FUND BALANCES					
LIABILITIES:					
\$5,081,481.89	ACCOUNTS PAYABLE	\$1,972,180.84	\$1,378,922.80	\$1,730,378.25	\$0.00
<u>0.00</u>	OTHER LIABILITIES	<u>0.00</u>	<u>0.00</u>	<u>0.00</u>	<u>0.00</u>
5,081,481.89	TOTAL LIABILITIES	1,972,180.84	1,378,922.80	1,730,378.25	0.00
FUND BALANCES:					
<u>122,332,413.98</u>	FUND BALANCES	<u>83,650,960.91</u>	<u>9,137,466.90</u>	<u>27,043,705.58</u>	<u>2,500,280.59</u>
<u>\$127,413,895.87</u>	TOTAL LIABILITIES AND FUND BALANCES	<u>\$85,623,141.75</u>	<u>\$10,516,389.70</u>	<u>\$28,774,083.83</u>	<u>\$2,500,280.59</u>

TARRANT COUNTY, TEXAS
COMBINING STATEMENT OF REVENUES AND EXPENDITURES
AND CHANGES IN FUND BALANCE
CAPITAL PROJECTS FUNDS
FOR THE TWO (2) MONTHS ENDED 11/30/2021

<u>COMBINED TOTAL</u>		<u>NON-DEBT CAPITAL</u>	<u>2006 BOND ELECTION</u>	<u>2006 BOND ELECTION TRANSPORTATION</u>	<u>CAPITAL REPLACEMENT FUND</u>
REVENUES:					
\$28,316.79	INVESTMENT INCOME	\$18,367.51	\$3,029.20	\$6,639.49	\$280.59
<u>367,464.98</u>	MISCELLANEOUS	<u>367,464.98</u>	<u>0.00</u>	<u>0.00</u>	<u>0.00</u>
395,781.77	TOTAL REVENUES	385,832.49	3,029.20	6,639.49	280.59
EXPENDITURES:					
<u>2,116,272.12</u>	CAPITAL/CONSTRUCTION	<u>2,089,984.34</u>	<u>21,078.90</u>	<u>5,208.88</u>	<u>0.00</u>
<u>2,116,272.12</u>	TOTAL EXPENDITURES	<u>2,089,984.34</u>	<u>21,078.90</u>	<u>5,208.88</u>	<u>0.00</u>
(1,720,490.35)	EXCESS (DEFICIT) OF REVENUES OVER EXPENDITURES	(1,704,151.85)	(18,049.70)	1,430.61	280.59
OTHER FINANCING SOURCES (USES):					
<u>10,109,897.50</u>	OPERATING TRANSFERS IN	<u>7,609,897.50</u>	<u>0.00</u>	<u>0.00</u>	<u>2,500,000.00</u>
8,389,407.15	EXCESS (DEFICIT) OF REVENUES AND OPERATING TRANSFERS OVER EXPENDITURES	5,905,745.65	(18,049.70)	1,430.61	2,500,280.59
FUND BALANCE (DEFICIT):					
<u>113,943,006.83</u>	BEGINNING OF PERIOD	<u>77,745,215.26</u>	<u>9,155,516.60</u>	<u>27,042,274.97</u>	<u>0.00</u>
<u>\$122,332,413.98</u>	END OF PERIOD	<u>\$83,650,960.91</u>	<u>\$9,137,466.90</u>	<u>\$27,043,705.58</u>	<u>\$2,500,280.59</u>



**TARRANT COUNTY, TEXAS
OTHER GOVERNMENTAL FUNDS
FUND DESCRIPTION**

FUND 24100 - LAW LIBRARY FUND

This fund was established, pursuant to State statutes, to account for the collection and expenditure of monies collected in civil cases supporting the Tarrant County Law Library.

FUND 25100 - VEHICLE INVENTORY TAX FUND

This fund was established, pursuant to State statutes, to account for any interest earnings generated from the vehicle inventory tax, which the collector shall retain to defray the cost of collecting this tax. The Tax Assessor has discretion over the use of this fund.

RECORDS PRESERVATION AND TECHNOLOGY FUNDS

These funds were established, pursuant to State statutes, to account for the collection and expenditure of monies collected for the preservation and automation of County records. These funds are further described on page 27.

FUND 24200 - EDUCATION FUND

This fund was established, pursuant to State statutes, to account for the collection and expenditure of monies collected to provide for the continuing education of those officials and employees associated with the probate courts and certain law enforcement offices.

FUND T0400 - PUBLIC HEALTH FUND

The Tarrant County Hospital District provides funding for the operation of the Tarrant County Health Department in an effort to aggregate the cost of health service to Tarrant County residents. This funding arrangement began in 1999. These costs were previously paid from the County's General fund. This fund also includes the Medicaid 1115 Waiver, this waiver is to enhance access to health care, increase the quality of care, improve the cost-effectiveness of care provided and better serve the health of the patients and their families.

FUND 22300 - CONSUMER HEALTH FUND

This fund was established, pursuant to State statutes, to account for the collection of food permit fees and expenditures incurred in connection with issuing permits and conducting inspections.

COURT DESIGNATED FUNDS

These funds were established to account for the collection and expenditures of court ordered fees, pursuant to State statutes. These funds are further described on page 33.

FUNDS (D6200, D8700-D8900) - DISTRICT ATTORNEY CONTRACTS

These funds are used to account for monies collected by the District Attorney which are used in the investigation of criminal activities. These monies consist primarily of fees for bad checks and forfeited monies resulting from narcotics related convictions.

FUNDS (S4300-S9700) – SHERIFF CONTRACTS

These funds are used to account for monies collected by activities in the Sheriff Department. These activities include fees from operation of the jail commissary which are used for the benefit of the jail inmates. Some of these funds are the custody of the Sheriff. Monies are also collected from forfeitures resulting from narcotics related activities.

FUNDS (G1100,T0500-T9900) – MISCELLANEOUS CONTRACTS

These funds are used to account for monies received by Tarrant County as contributions for specified purposes.

TARRANT COUNTY, TEXAS
COMBINING BALANCE SHEET
OTHER GOVERNMENTAL FUNDS
AS OF 11/30/2021


<u>COMBINED TOTAL</u>		<u>LAW LIBRARY</u>	<u>VEHICLE INVENTORY TAX</u>	<u>RECORDS PRESERVATION & TECHNOLOGY FUNDS</u>	<u>EDUCATION</u>
ASSETS					
\$108,868,348.34	CASH AND INVESTMENTS	\$1,151,594.49	\$1,788,114.05	\$24,497,619.43	\$313,750.26
1,225,041.22	OTHER RECEIVABLES	0.00	0.00	0.00	0.00
<u>196,321.05</u>	PREPAID EXPENSES AND INVENTORY	<u>208.90</u>	<u>0.00</u>	<u>5,865.45</u>	<u>0.00</u>
<u>\$110,289,710.61</u>	TOTAL ASSETS	<u>\$1,151,803.39</u>	<u>\$1,788,114.05</u>	<u>\$24,503,484.88</u>	<u>\$313,750.26</u>
LIABILITIES AND FUND BALANCES					
LIABILITIES:					
\$726,902.69	ACCOUNTS PAYABLE	\$1,747.53	\$3,762.00	\$426,016.22	\$973.30
1,019,589.43	OTHER LIABILITIES	13,969.79	2,596.17	111,972.42	0.00
61,321.10	DUE TO OTHER FUNDS	0.00	0.00	0.00	0.00
<u>859,299.09</u>	UNEARNED REVENUE	<u>0.00</u>	<u>0.00</u>	<u>0.00</u>	<u>0.00</u>
2,667,112.31	TOTAL LIABILITIES	<u>15,717.32</u>	<u>6,358.17</u>	<u>537,988.64</u>	<u>973.30</u>
FUND BALANCES:					
<u>107,622,598.30</u>	FUND BALANCES	<u>1,136,086.07</u>	<u>1,781,755.88</u>	<u>23,965,496.24</u>	<u>312,776.96</u>
<u>\$110,289,710.61</u>	TOTAL LIABILITIES AND FUND BALANCES	<u>\$1,151,803.39</u>	<u>\$1,788,114.05</u>	<u>\$24,503,484.88</u>	<u>\$313,750.26</u>

<u>PUBLIC HEALTH</u>	<u>CONSUMER HEALTH</u>	<u>COURT DESIGNATED FUNDS</u>	<u>DISTRICT ATTORNEY CONTRACTS</u>	<u>SHERIFF CONTRACTS</u>	<u>MISCELLANEOUS CONTRACTS</u>
\$50,622,305.52	\$427,047.06	\$3,128,898.07	\$1,572,815.05	\$5,480,172.92	\$19,886,031.49
859,299.09	0.00	0.00	0.00	2,165.41	363,576.72
16,183.50	0.00	0.00	0.00	174,063.20	0.00
<u>\$51,497,788.11</u>	<u>\$427,047.06</u>	<u>\$3,128,898.07</u>	<u>\$1,572,815.05</u>	<u>\$5,656,401.53</u>	<u>\$20,249,608.21</u>
\$96,835.37	\$1,462.06	\$0.00	\$26,937.73	\$85,312.76	\$83,855.72
515,641.81	40,161.24	26,337.23	0.00	78,087.09	230,823.68
0.00	0.00	0.00	0.00	0.00	61,321.10
859,299.09	0.00	0.00	0.00	0.00	0.00
<u>1,471,776.27</u>	<u>41,623.30</u>	<u>26,337.23</u>	<u>26,937.73</u>	<u>163,399.85</u>	<u>376,000.50</u>
<u>50,026,011.84</u>	<u>385,423.76</u>	<u>3,102,560.84</u>	<u>1,545,877.32</u>	<u>5,493,001.68</u>	<u>19,873,607.71</u>
<u>\$51,497,788.11</u>	<u>\$427,047.06</u>	<u>\$3,128,898.07</u>	<u>\$1,572,815.05</u>	<u>\$5,656,401.53</u>	<u>\$20,249,608.21</u>

TARRANT COUNTY, TEXAS
COMBINING STATEMENT OF REVENUES AND EXPENDITURES
AND CHANGES IN FUND BALANCE
OTHER GOVERNMENTAL FUNDS
FOR THE TWO (2) MONTHS ENDED 11/30/2021

<u>COMBINED TOTAL</u>		<u>LAW LIBRARY</u>	<u>VEHICLE INVENTORY TAX</u>	<u>RECORDS PRESERVATION & TECHNOLOGY FUNDS</u>	<u>EDUCATION</u>
	REVENUES:				
\$10,404.20	TAXES & LICENSES	\$0.00	\$8,404.20	\$0.00	\$0.00
3,416,693.37	FEES OF OFFICE	191,536.00	6,608.83	1,077,928.67	4,550.00
157,538.03	INTERGOVERNMENTAL	0.00	0.00	0.00	0.00
24,283.08	INVESTMENT INCOME	263.24	391.54	5,422.85	0.00
<u>759,273.69</u>	MISCELLANEOUS	<u>5,834.18</u>	<u>0.00</u>	<u>1.58</u>	<u>0.00</u>
4,368,192.37	TOTAL REVENUES	197,633.42	15,404.57	1,083,353.10	4,550.00
	EXPENDITURES:				
	CURRENT:				
1,029,198.83	GENERAL GOVERNMENT	0.00	11,303.33	900,628.31	0.00
1,199,230.83	PUBLIC SAFETY	0.00	0.00	0.00	8,689.15
414,402.31	JUDICIAL	9,990.31	0.00	127,920.50	3,114.73
4,966,825.09	COMMUNITY SERVICES	176,178.53	0.00	0.00	0.00
<u>73,666.29</u>	CAPITAL/CONSTRUCTION	<u>0.00</u>	<u>3,762.00</u>	<u>8,337.94</u>	<u>0.00</u>
<u>7,683,323.35</u>	TOTAL EXPENDITURES	<u>186,168.84</u>	<u>15,065.33</u>	<u>1,036,886.75</u>	<u>11,803.88</u>
(3,315,130.98)	EXCESS (DEFICIT) OF REVENUES OVER EXPENDITURES	11,464.58	339.24	46,466.35	(7,253.88)
	OTHER FINANCING SOURCES (USES):				
621,530.88	OPERATING TRANSFERS IN	0.00	0.00	0.00	0.00
<u>(115,969.20)</u>	OPERATING TRANSFERS OUT	<u>0.00</u>	<u>0.00</u>	<u>0.00</u>	<u>0.00</u>
(2,809,569.30)	EXCESS (DEFICIT) OF REVENUES AND OPERATING TRANSFERS OVER EXPENDITURES	11,464.58	339.24	46,466.35	(7,253.88)
	FUND BALANCES:				
<u>110,432,167.60</u>	BEGINNING OF PERIOD	<u>1,124,621.49</u>	<u>1,781,416.64</u>	<u>23,919,029.89</u>	<u>320,030.84</u>
<u>\$107,622,598.30</u>	END OF PERIOD	<u>\$1,136,086.07</u>	<u>\$1,781,755.88</u>	<u>\$23,965,496.24</u>	<u>\$312,776.96</u>

<u>PUBLIC HEALTH</u>	<u>CONSUMER HEALTH</u>	<u>COURT DESIGNATED FUNDS</u>	<u>DISTRICT ATTORNEY CONTRACTS</u>	<u>SHERIFF CONTRACTS</u>	<u>MISCELLANEOUS CONTRACTS</u>
\$0.00	\$0.00	\$0.00	\$0.00	\$0.00	\$2,000.00
305,889.66	186,277.50	286,372.78	90.00	0.00	1,357,439.93
0.00	0.00	0.00	0.00	0.00	157,538.03
11,634.60	96.52	677.98	344.98	1,163.76	4,287.61
1,597.50	0.00	0.00	67,646.72	404,374.87	279,818.84
<u>319,121.76</u>	<u>186,374.02</u>	<u>287,050.76</u>	<u>68,081.70</u>	<u>405,538.63</u>	<u>1,801,084.41</u>
6,707.52	0.00	63,198.94	0.00	0.00	47,360.73
0.00	0.00	0.00	0.00	488,439.32	702,102.36
0.00	0.00	63,960.27	70,626.39	0.00	138,790.11
2,572,352.01	178,179.96	0.00	0.00	0.00	2,040,114.59
6,926.90	0.00	10,080.00	19,073.61	8,657.35	16,828.49
<u>2,585,986.43</u>	<u>178,179.96</u>	<u>137,239.21</u>	<u>89,700.00</u>	<u>497,096.67</u>	<u>2,945,196.28</u>
(2,266,864.67)	8,194.06	149,811.55	(21,618.30)	(91,558.04)	(1,144,111.87)
0.00	0.00	0.00	0.00	0.00	621,530.88
0.00	0.00	(115,969.20)	0.00	0.00	0.00
(2,266,864.67)	8,194.06	33,842.35	(21,618.30)	(91,558.04)	(522,580.99)
<u>52,292,876.51</u>	<u>377,229.70</u>	<u>3,068,718.49</u>	<u>1,567,495.62</u>	<u>5,584,559.72</u>	<u>20,396,188.70</u>
<u>\$50,026,011.84</u>	<u>\$385,423.76</u>	<u>\$3,102,560.84</u>	<u>\$1,545,877.32</u>	<u>\$5,493,001.68</u>	<u>\$19,873,607.71</u>



**TARRANT COUNTY, TEXAS
RECORDS PRESERVATION FUNDS
FUND DESCRIPTION**

FUND 21100 - RECORDS PRESERVATION & AUTOMATION FUND - FILINGS

This fund was established, pursuant to State statutes, to account for the collection and expenditure of monies collected from filing fees to allow for the preservation and automation of County records. The County Clerk has discretion over the use of this fund.

FUND 21200 - RECORDS PRESERVATION & AUTOMATION FUND - CONVICTIONS

This fund was established, pursuant to State statutes, to account for the collection and expenditure of monies collected in court for the preservation and automation of County records.

FUND 21300 - RECORDS PRESERVATION & RESTORATION FUND

This fund was established, pursuant to State statutes, to account for the collection and expenditure of monies collected from filing fees for the preservation and restoration of County records.

FUND 21400 - COURT RECORD PRESERVATION FUND

This fund was established, pursuant to State statutes, to account for the collection and expenditure of monies collected from filing fees for the preservation and restoration of County records.

FUND 21500 – DISTRICT COURT RECORDS TECHNOLOGY (ARCHIVE) FUND

This fund was established, pursuant to State statutes, to account for the collection and expenditure of monies collected from filing fees for the preservation and restoration of district court records archives.

FUND 21600 – DISTRICT CLERK RECORDS MANAGEMENT AND PRESERVATION FUND

This fund was established, pursuant to State statutes, to account for the collection and expenditure of monies collected from filing fees for the records management and preservation services by the court clerk.

**TARRANT COUNTY, TEXAS
COMBINING BALANCE SHEET
RECORD PRESERVATION
AS OF 11/30/2021**

<u>COMBINED TOTAL</u>		<u>RECORDS PRESERVATION & AUTOMATION -FILINGS</u>	<u>RECORDS PRESERVATION & AUTOMATION -CONVICTIONS</u>	<u>RECORDS PRESERVATION & RESTORATION</u>
ASSETS				
\$24,497,619.43	CASH AND INVESTMENTS	\$9,759,215.36	\$384,910.74	\$12,594,414.83
<u>5,865.45</u>	PREPAID EXPENSES AND INVENTORY	<u>0.00</u>	<u>0.00</u>	<u>5,865.45</u>
<u>\$24,503,484.88</u>	TOTAL ASSETS	<u>\$9,759,215.36</u>	<u>\$384,910.74</u>	<u>\$12,600,280.28</u>
LIABILITIES AND FUND BALANCES				
LIABILITIES:				
\$426,016.22	ACCOUNTS PAYABLE	\$424,391.19	\$1,621.97	\$3.06
<u>111,972.42</u>	OTHER LIABILITIES	<u>48,982.27</u>	<u>16,876.70</u>	<u>18,845.93</u>
537,988.64	TOTAL LIABILITIES	473,373.46	18,498.67	18,848.99
FUND BALANCES:				
<u>23,965,496.24</u>	FUND BALANCES	<u>9,285,841.90</u>	<u>366,412.07</u>	<u>12,581,431.29</u>
<u>\$24,503,484.88</u>	TOTAL LIABILITIES AND FUND BALANCES	<u>\$9,759,215.36</u>	<u>\$384,910.74</u>	<u>\$12,600,280.28</u>

<u>COURT RECORD PRESERVATION</u>	<u>DISTRICT COURT RECORDS TECHNOLOGY (ARCHIVE)</u>	<u>DISTRICT CLERK RECORDS MANAGEMENT & PRESERVATION</u>
\$1,281,609.57	\$89,727.05	\$387,741.88
<u>0.00</u>	<u>0.00</u>	<u>0.00</u>
<u>\$1,281,609.57</u>	<u>\$89,727.05</u>	<u>\$387,741.88</u>
\$0.00	\$0.00	\$0.00
<u>13,470.52</u>	<u>13,797.00</u>	<u>0.00</u>
13,470.52	13,797.00	0.00
<u>1,268,139.05</u>	<u>75,930.05</u>	<u>387,741.88</u>
<u>\$1,281,609.57</u>	<u>\$89,727.05</u>	<u>\$387,741.88</u>

TARRANT COUNTY, TEXAS
COMBINING STATEMENT OF REVENUES AND EXPENDITURES
AND CHANGES IN FUND BALANCE
RECORDS PRESERVATION
FOR THE TWO (2) MONTHS ENDED 11/30/2021

<u>COMBINED TOTAL</u>		<u>RECORDS PRESERVATION & AUTOMATION -FILINGS</u>	<u>RECORDS PRESERVATION & AUTOMATION -CONVICTIONS</u>	<u>RECORDS PRESERVATION RESTORATION</u>
	REVENUES:			
\$1,077,928.67	FEES OF OFFICE	\$502,930.60	\$39,236.23	\$399,561.00
5,422.85	INVESTMENT INCOME	2,152.11	88.88	2,790.09
1.58	MISCELLANEOUS	1.58	0.00	0.00
<u>1,083,353.10</u>	TOTAL REVENUES	<u>505,084.29</u>	<u>39,325.11</u>	<u>402,351.09</u>
	EXPENDITURES:			
	CURRENT:			
900,628.31	GENERAL GOVERNMENT	715,826.80	65,486.73	119,314.78
127,920.50	JUDICIAL	0.00	0.00	0.00
8,337.94	CAPITAL/CONSTRUCTION	8,337.94	0.00	0.00
<u>1,036,886.75</u>	TOTAL EXPENDITURES	<u>724,164.74</u>	<u>65,486.73</u>	<u>119,314.78</u>
46,466.35	EXCESS (DEFICIT) OF REVENUES OVER EXPENDITURES	(219,080.45)	(26,161.62)	283,036.31
	FUND BALANCES:			
<u>23,919,029.89</u>	BEGINNING OF PERIOD	<u>9,504,922.35</u>	<u>392,573.69</u>	<u>12,298,394.98</u>
<u>\$23,965,496.24</u>	END OF PERIOD	<u>\$9,285,841.90</u>	<u>\$366,412.07</u>	<u>\$12,581,431.29</u>

<u>COURT RECORD PRESERVATION</u>	<u>DISTRICT COURT RECORDS TECHNOLOGY (ARCHIVE)</u>	<u>DISTRICT CLERK RECORDS MANAGEMENT & PRESERVATION</u>
\$60,722.42	\$45,238.07	\$30,240.35
286.60	21.87	83.30
0.00	0.00	0.00
<u>61,009.02</u>	<u>45,259.94</u>	<u>30,323.65</u>
0.00	0.00	0.00
58,808.99	69,111.51	0.00
0.00	0.00	0.00
<u>58,808.99</u>	<u>69,111.51</u>	<u>0.00</u>
2,200.03	(23,851.57)	30,323.65
<u>1,265,939.02</u>	<u>99,781.62</u>	<u>357,418.23</u>
<u>\$1,268,139.05</u>	<u>\$75,930.05</u>	<u>\$387,741.88</u>

**TARRANT COUNTY, TEXAS
COURT DESIGNATED FUNDS
FUND DESCRIPTION**

FUND 22100 - COURTHOUSE SECURITY FUND

This fund was established, pursuant to State statutes, to account for the collection of Courthouse security fees assessed in court cases. Revenue is subsequently transferred to the general fund where expenditures for Courthouse security are recorded.

FUND 22400 – JUVENILE DELINQUENCY PREVENTION FUND

This fund was established, pursuant to State statutes, to account for the collection of a fee related to graffiti court cases. The revenues in this fund are to be used to repair damages, provide educational and intervention programs, and provide rewards to the public for aiding in the apprehension and prosecution of offenders who commit graffiti offenses.

FUND 22500 - ALTERNATIVE DISPUTE RESOLUTION SYSTEM (ADRS)

This fund was established, pursuant to State statutes, to account for an alternative dispute resolution system for the peaceable and expeditious resolution of citizen disputes.

FUND 22600 – PROBATE CONTRIBUTIONS FUND

This fund was established, pursuant to State statutes, to account for the collection of a fee under Section 51.704. The revenues in this fund are to be used for court-related purposes for the support of the statutory probate courts.

FUND 24300 - APPELLATE JUDICIAL SYSTEM FUND

This fund was established, pursuant to State statutes, to account for the collection and expenditure of monies collected in civil cases to provide for a portion of the operational costs of the Court of Appeals.

FUND 22700 – JUSTICE COURT TECHNOLOGY FUND

This fund was established, pursuant to State statutes, to account for the collection and expenditure of monies to provide for technology in the justice of the peace courts.

FUND 22800 – JUSTICE COURT BUILDING SECURITY FUND

This fund was established, pursuant to State statutes, to account for the collection and expenditure of monies to provide for security in the justice court buildings.

FUND 22900 – CHILD ABUSE PREVENTION FUND

This fund was established, pursuant to State statutes, to account for the collection and expenditure of monies to provide for child abuse prevention programs.

FUND 23000 – FAMILY PROTECTION FUND

This fund was established, pursuant to State statutes, to account for the collection and expenditure of monies to provide for family protection services.

FUND 23100 – GUARDIANSHIP FUND

This fund was established, pursuant to State statutes, to account for the collection and expenditure of monies to provide compensation of a guardian ad litem, an attorney ad litem, and/or fund local guardianship programs for indigent incapacitated persons.

FUND 23200 – DRUG AND ALCOHOL COURT FUND

This fund was established, pursuant to State statutes, to account for the collection and expenditure of monies to provide for drug and alcohol court program.

FUND 23300 – COUNTY AND DISTRICT COURT TECHNOLOGY FUND

This fund was established, pursuant to State statutes, to account for the collection and expenditure of monies to provide for county and district court technology.

**TARRANT COUNTY, TEXAS
COURT DESIGNATED FUNDS
FUND DESCRIPTION**

FUND 23400 – SPECIALTY COURT FUND

This fund was established, pursuant to State statutes, to account for the collection and expenditure of monies to provide for eligible specialty court programs.

FUND 23500 – TRUANCY PREVENTION AND DIVERSION FUND

This fund was established, pursuant to State statutes, to account for the collection and expenditure of monies to provide for a juvenile case manager and implement programs to prevent or reduce juvenile referrals to the court.

**TARRANT COUNTY, TEXAS
COMBINING BALANCE SHEET
COURT DESIGNATED FUNDS
AS OF 11/30/2021**

<u>COMBINED TOTAL</u>		<u>COURTHOUSE SECURITY</u>	<u>JUVENILE DELINQUENCY PREVENTION</u>	<u>ADRS</u>	<u>PROBATE CONTRIBUTION FUND</u>	<u>APPELLATE JUDICIAL SYSTEM</u>	<u>JUSTICE COURT TECHNOLOGY FUND</u>
ASSETS							
\$3,128,898.07	CASH AND INVESTMENTS	\$0.00	\$2,833.64	\$1,243,704.03	\$757,112.54	\$32,858.38	\$197,741.95
<u>0.00</u>	OTHER RECEIVABLES	<u>0.00</u>	<u>0.00</u>	<u>0.00</u>	<u>0.00</u>	<u>0.00</u>	<u>0.00</u>
<u>\$3,128,898.07</u>	TOTAL ASSETS	<u>\$0.00</u>	<u>\$2,833.64</u>	<u>\$1,243,704.03</u>	<u>\$757,112.54</u>	<u>\$32,858.38</u>	<u>\$197,741.95</u>
LIABILITIES AND FUND BALANCES							
LIABILITIES:							
\$0.00	ACCOUNTS PAYABLE	\$0.00	\$0.00	\$0.00	\$0.00	\$0.00	\$0.00
<u>26,337.23</u>	OTHER LIABILITIES	<u>0.00</u>	<u>0.00</u>	<u>12,438.93</u>	<u>4,351.29</u>	<u>3,694.87</u>	<u>0.00</u>
26,337.23	TOTAL LIABILITIES	0.00	0.00	12,438.93	4,351.29	3,694.87	0.00
FUND BALANCES:							
<u>3,102,560.84</u>	FUND BALANCES	<u>0.00</u>	<u>2,833.64</u>	<u>1,231,265.10</u>	<u>752,761.25</u>	<u>29,163.51</u>	<u>197,741.95</u>
<u>\$3,128,898.07</u>	TOTAL LIABILITIES AND FUND BALANCES	<u>\$0.00</u>	<u>\$2,833.64</u>	<u>\$1,243,704.03</u>	<u>\$757,112.54</u>	<u>\$32,858.38</u>	<u>\$197,741.95</u>

JUSTICE COURT BLDG SECURITY FUND	CHILD ABUSE PREVENTION FUND	FAMILY PROTECTION FUND	GUARDIANSHIP FUND	DRUG & ALCOHOL COURT	COUNTY AND DISTRICT COURT TECHNOLOGY FUND	SPECIALTY COURT FUND	TRUANCY PREVENTION & DIVERSION FUND
\$0.00	\$101,303.49	\$62,830.33	\$125,436.42	\$263,492.38	\$176,932.79	\$113,942.86	\$50,709.26
0.00	0.00	0.00	0.00	0.00	0.00	0.00	0.00
<u>\$0.00</u>	<u>\$101,303.49</u>	<u>\$62,830.33</u>	<u>\$125,436.42</u>	<u>\$263,492.38</u>	<u>\$176,932.79</u>	<u>\$113,942.86</u>	<u>\$50,709.26</u>
\$0.00	\$0.00	\$0.00	\$0.00	\$0.00	\$0.00	\$0.00	\$0.00
0.00	0.00	0.00	0.00	0.00	0.00	5,852.14	0.00
0.00	0.00	0.00	0.00	0.00	0.00	5,852.14	0.00
0.00	101,303.49	62,830.33	125,436.42	263,492.38	176,932.79	108,090.72	50,709.26
<u>\$0.00</u>	<u>\$101,303.49</u>	<u>\$62,830.33</u>	<u>\$125,436.42</u>	<u>\$263,492.38</u>	<u>\$176,932.79</u>	<u>\$113,942.86</u>	<u>\$50,709.26</u>

TARRANT COUNTY, TEXAS
COMBINING STATEMENT OF REVENUES AND EXPENDITURES
AND CHANGES IN FUND BALANCE
COURT DESIGNATED FUNDS
FOR THE TWO (2) MONTHS ENDED 11/30/2021

COMBINED TOTAL		COURTHOUSE SECURITY	JUVENILE DELINQUENCY PREVENTION	ADRS	PROBATE CONTRIBUTION FUND	APPELLATE JUDICIAL SYSTEM	JUSTICE COURT TECHNOLOGY FUND
REVENUES:							
\$286,372.78	FEES OF OFFICE	\$114,362.14	\$0.00	\$63,984.00	\$0.00	\$25,772.00	\$5,334.88
0.00	INTERGOVERNMENTAL	0.00	0.00	0.00	0.00	0.00	0.00
677.98	INVESTMENT INCOME	0.00	0.64	279.59	147.87	7.17	45.48
0.00	MISCELLANEOUS	0.00	0.00	0.00	0.00	0.00	0.00
287,050.76	TOTAL REVENUES	114,362.14	0.64	64,263.59	147.87	25,779.17	5,380.36
EXPENDITURES:							
CURRENT:							
63,198.94	GENERAL GOVERNMENT	0.00	0.00	63,198.94	0.00	0.00	0.00
63,960.27	JUDICIAL	0.00	26.80	0.00	17,021.88	21,615.81	0.00
10,080.00	CAPITAL/CONSTRUCTION	0.00	0.00	0.00	0.00	0.00	10,080.00
137,239.21	TOTAL EXPENDITURES	0.00	26.80	63,198.94	17,021.88	21,615.81	10,080.00
149,811.55	EXCESS (DEFICIT) OF REVENUES OVER EXPENDITURES	114,362.14	(26.16)	1,064.65	(16,874.01)	4,163.36	(4,699.64)
OTHER FINANCING SOURCES (USES):							
(115,969.20)	OPERATING TRANSFERS OUT	(114,362.14)	0.00	0.00	0.00	0.00	0.00
33,842.35	EXCESS (DEFICIT) OF REVENUES AND OPERATING TRANSFERS OVER EXPENDITURES	0.00	(26.16)	1,064.65	(16,874.01)	4,163.36	(4,699.64)
FUND BALANCES:							
3,068,718.49	BEGINNING OF PERIOD	0.00	2,859.80	1,230,200.45	769,635.26	25,000.15	202,441.59
\$3,102,560.84	END OF PERIOD	\$0.00	\$2,833.64	\$1,231,265.10	\$752,761.25	\$29,163.51	\$197,741.95

JUSTICE COURT BLDG SECURITY FUND	CHILD ABUSE PREVENTION FUND	FAMILY PROTECTION FUND	GUARDIANSHIP FUND	DRUG & ALCOHOL COURT	COUNTY AND DISTRICT COURT TECHNOLOGY FUND	SPECIALTY COURT FUND	TRUANCY PREVENTION & DIVERSION FUND
\$1,607.06	\$1,750.74	\$17,355.00	\$18,600.00	\$2,637.67	\$5,394.33	\$23,503.46	\$6,071.50
0.00	0.00	0.00	0.00	0.00	0.00	0.00	0.00
0.00	22.54	11.90	25.70	61.78	39.12	25.53	10.66
0.00	0.00	0.00	0.00	0.00	0.00	0.00	0.00
1,607.06	1,773.28	17,366.90	18,625.70	2,699.45	5,433.45	23,528.99	6,082.16
0.00	0.00	0.00	0.00	0.00	0.00	0.00	0.00
0.00	0.00	0.00	0.00	0.00	0.00	25,295.78	0.00
0.00	0.00	0.00	0.00	0.00	0.00	0.00	0.00
0.00	0.00	0.00	0.00	0.00	0.00	25,295.78	0.00
1,607.06	1,773.28	17,366.90	18,625.70	2,699.45	5,433.45	(1,766.79)	6,082.16
(1,607.06)	0.00	0.00	0.00	0.00	0.00	0.00	0.00
0.00	1,773.28	17,366.90	18,625.70	2,699.45	5,433.45	(1,766.79)	6,082.16
0.00	99,530.21	45,463.43	106,810.72	260,792.93	171,499.34	109,857.51	44,627.10
\$0.00	\$101,303.49	\$62,830.33	\$125,436.42	\$263,492.38	\$176,932.79	\$108,090.72	\$50,709.26



**TARRANT COUNTY, TEXAS
ENTERPRISE FUNDS
FUND DESCRIPTIONS**

FUND 51100 – RESOURCE CONNECTION

This fund was established to account for activities of the Resource Connection.

FUND 51200 – OIL & GAS ROYALTY FUND

This fund was established to account for proceeds from the lease of County mineral rights on the Resource Connection campus.

TARRANT COUNTY, TEXAS
STATEMENT OF NET POSITION
ENTERPRISE FUNDS
AS OF 11/30/2021

<u>COMBINED TOTAL</u>		<u>RESOURCE CONNECTION</u>	<u>OIL & GAS ROYALTY</u>
ASSETS			
\$4,119,119.75	CASH AND INVESTMENTS	\$2,629,834.12	\$1,489,285.63
82,691.90	OTHER RECEIVABLES (NET)	82,691.90	0.00
6,408.68	PREPAID EXPENSES & INVENTORY	6,408.68	0.00
<u>3,906,640.57</u>	FIXED ASSETS (NET)	<u>3,344,145.55</u>	<u>562,495.02</u>
<u>8,114,860.90</u>	TOTAL ASSETS	<u>6,063,080.25</u>	<u>2,051,780.65</u>
DEFERRED OUTFLOWS OF RESOURCES			
106,410.00	PENSION CONTRIBUTIONS AFTER MEASUREMENT DATE	106,410.00	0.00
7,452.00	DIFFERENCE IN EXPECTED & ACTUAL PENSION EXPERIENCE	7,452.00	0.00
234,544.00	CHANGES IN PENSION ASSUMPTIONS	234,544.00	0.00
95,376.00	CHANGES IN OPEB ASSUMPTIONS	95,376.00	0.00
<u>22,411.00</u>	OPEB CONTRIBUTIONS AFTER MEASUREMENT DATE	<u>22,411.00</u>	<u>0.00</u>
<u>466,193.00</u>	TOTAL DEFERRED OUTFLOWS OF RESOURCES	<u>466,193.00</u>	<u>0.00</u>
LIABILITIES			
22,901.76	ACCOUNTS PAYABLE	22,901.76	0.00
46,995.73	OTHER LIABILITIES	46,995.73	0.00
456,576.89	ADVANCE FROM CAPITAL PROJECTS FUND	456,576.89	0.00
94,148.37	UNEARNED REVENUE	94,148.37	0.00
738,961.00	NET PENSION LIABILITY	738,961.00	0.00
667,689.00	OTHER POST EMPLOYMENT BENEFIT LIABILITY	667,689.00	0.00
<u>128,873.09</u>	COMPENSATED ABSENCES	<u>128,873.09</u>	<u>0.00</u>
<u>2,156,145.84</u>	TOTAL LIABILITIES	<u>2,156,145.84</u>	<u>0.00</u>
DEFERRED INFLOWS OF RESOURCES			
19,559.00	DIFFERENCE IN EXPECTED & ACTUAL PENSION EXPERIENCE	19,559.00	0.00
149,002.00	DIFFERENCE IN PROJECTED & ACTUAL PENSION EARNINGS	149,002.00	0.00
9,868.00	CHANGES IN PENSION ASSUMPTIONS	9,868.00	0.00
114,959.00	DIFFERENCE IN EXPECTED & ACTUAL OPEB EXPERIENCE	114,959.00	0.00
<u>77,401.00</u>	CHANGES IN OPEB ASSUMPTIONS	<u>77,401.00</u>	<u>0.00</u>
<u>370,789.00</u>	TOTAL DEFERRED INFLOWS OF RESOURCES	<u>370,789.00</u>	<u>0.00</u>
NET POSITION			
<u>6,054,119.06</u>	NET POSITION	<u>4,002,338.41</u>	<u>2,051,780.65</u>
<u>\$6,054,119.06</u>	TOTAL NET POSITION	<u>\$4,002,338.41</u>	<u>\$2,051,780.65</u>

TARRANT COUNTY, TEXAS
COMBINING STATEMENT OF REVENUES, EXPENSES
AND CHANGES IN FUND NET POSITION
ENTERPRISE FUNDS
FOR THE TWO (2) MONTHS ENDED 11/30/2021

<u>COMBINED TOTAL</u>		<u>RESOURCE CONNECTION</u>	<u>OIL & GAS ROYALTY</u>
	OPERATING REVENUES:		
\$524,437.55	BUILDING RENTALS	\$524,437.55	\$0.00
<u>323.08</u>	OTHER REVENUES	<u>323.08</u>	<u>0.00</u>
524,760.63	TOTAL OPERATING REVENUES	524,760.63	0.00
	OPERATING EXPENSES:		
197,849.89	PERSONNEL	197,849.89	0.00
94,050.53	BUILDING AND EQUIPMENT	94,050.53	0.00
52,230.06	DEPRECIATION AND AMORTIZATION	40,549.89	11,680.17
0.00	INSURANCE PREMIUMS	0.00	0.00
<u>17,129.05</u>	OTHER EXPENSES	<u>17,129.05</u>	<u>0.00</u>
<u>361,259.53</u>	TOTAL OPERATING EXPENSES	<u>349,579.36</u>	<u>11,680.17</u>
163,501.10	OPERATING INCOME (LOSS)	175,181.27	(11,680.17)
	NON-OPERATING REVENUE (EXPENSE):		
<u>918.55</u>	INTEREST INCOME	<u>585.20</u>	<u>333.35</u>
164,419.65	NET INCOME (LOSS) BEFORE TRANSFERS	175,766.47	(11,346.82)
	OPERATING TRANSFERS:		
0.00	OPERATING TRANSFERS IN	0.00	0.00
<u>0.00</u>	OPERATING TRANSFERS OUT	<u>0.00</u>	<u>0.00</u>
164,419.65	NET INCOME (LOSS)	175,766.47	(11,346.82)
	NET POSITION:		
<u>5,889,699.41</u>	BEGINNING OF PERIOD	<u>3,826,571.94</u>	<u>2,063,127.47</u>
<u><u>\$6,054,119.06</u></u>	END OF PERIOD	<u><u>\$4,002,338.41</u></u>	<u><u>\$2,051,780.65</u></u>



**TARRANT COUNTY, TEXAS
INTERNAL SERVICE FUNDS
FUND DESCRIPTIONS**

FUND 61500 - SELF INSURANCE FUND

This fund was established to account for expenditures of bond proceeds received in fiscal year 1998 for the county self insured general liability claims.

FUND 61900 - WORKERS COMPENSATION

This fund was established to account for workers compensation claims. Prior to the establishment of fund 615, this fund was used for general liability and automobile/property damage claims.

FUND 62100 - COUNTY CLERK PROFESSIONAL LIABILITY FUND

This fund was established to account for the County Clerk's errors and omissions self insurance.

FUND 62200 - DISTRICT CLERK PROFESSIONAL LIABILITY FUND

This fund was established to account for the District Clerk's errors and omissions self insurance.

FUND 65100 - EMPLOYEE BENEFITS FUND

This fund was established to account for Tarrant County employee benefits.

TARRANT COUNTY, TEXAS
STATEMENT OF NET POSITION
INTERNAL SERVICE FUNDS
AS OF 11/30/2021


<u>COMBINED TOTAL</u>		<u>SELF INSURANCE</u>	<u>WORKERS COMPENSATION</u>	<u>COUNTY CLERK PROFESSIONAL LIABILITY</u>
ASSETS				
\$45,632,999.77	CASH AND INVESTMENTS	\$2,593,079.91	\$6,917,131.77	\$716,783.81
1,570,848.56	OTHER RECEIVABLES	5,590.26	0.00	0.00
<u>386,000.00</u>	PREPAID EXPENSES AND INVENTORY	<u>0.00</u>	<u>140,000.00</u>	<u>0.00</u>
<u>47,589,848.33</u>	TOTAL ASSETS	<u>2,598,670.17</u>	<u>7,057,131.77</u>	<u>716,783.81</u>
LIABILITIES				
809,104.10	ACCOUNTS PAYABLE	5,790.56	37,850.40	0.00
17,199,635.79	OTHER LIABILITIES	656,148.00	12,396,117.00	0.00
<u>0.00</u>	UNEARNED REVENUE	<u>0.00</u>	<u>0.00</u>	<u>0.00</u>
<u>18,008,739.89</u>	TOTAL LIABILITIES	<u>661,938.56</u>	<u>12,433,967.40</u>	<u>0.00</u>
NET POSITION				
<u>29,581,108.44</u>	NET POSITION	<u>1,936,731.61</u>	<u>(5,376,835.63)</u>	<u>716,783.81</u>
<u>\$29,581,108.44</u>	TOTAL NET POSITION	<u>\$1,936,731.61</u>	<u>(\$5,376,835.63)</u>	<u>\$716,783.81</u>

<u>DISTRICT CLERK PROFESSIONAL LIABILITY</u>	<u>EMPLOYEE BENEFITS</u>
\$565,902.41	\$34,840,101.87
0.00	1,565,258.30
<u>0.00</u>	<u>246,000.00</u>
<u>565,902.41</u>	<u>36,651,360.17</u>
0.00	765,463.14
0.00	4,147,370.79
<u>0.00</u>	<u>0.00</u>
<u>0.00</u>	<u>4,912,833.93</u>
<u>565,902.41</u>	<u>31,738,526.24</u>
<u><u>\$565,902.41</u></u>	<u><u>\$31,738,526.24</u></u>

TARRANT COUNTY, TEXAS
COMBINING STATEMENT OF REVENUES, EXPENSES
AND CHANGES IN FUND NET POSITION
INTERNAL SERVICE FUNDS
FOR THE TWO (2) MONTHS ENDED 11/30/2021

<u>COMBINED TOTAL</u>		<u>SELF INSURANCE</u>	<u>WORKERS COMPENSATION</u>	<u>COUNTY CLERK PROFESSIONAL LIABILITY</u>
	OPERATING REVENUES:			
\$3,927,851.32	USER FEES	\$0.00	\$0.00	\$0.00
10,123,245.55	COUNTY CONTRIBUTIONS	0.00	482,602.21	0.00
4,649.49	OTHER REVENUES	4,649.49	0.00	0.00
14,055,746.36	TOTAL OPERATING REVENUES	4,649.49	482,602.21	0.00
	OPERATING EXPENSES:			
912.87	BUILDING AND EQUIPMENT	44.99	0.00	0.00
12,108,292.99	SELF INSURANCE CLAIMS	17,918.44	484,246.17	0.00
1,085,196.81	INSURANCE PREMIUMS	0.00	0.00	0.00
645,069.44	ADMINISTRATION	0.00	0.00	0.00
149,390.97	OTHER EXPENSES	6,083.80	13,118.50	0.00
13,988,863.08	TOTAL OPERATING EXPENSES	24,047.23	497,364.67	0.00
66,883.28	OPERATING INCOME (LOSS)	(19,397.74)	(14,762.46)	0.00
	NON-OPERATING REVENUE (EXPENSE):			
10,100.74	INTEREST INCOME	519.34	1,131.02	161.00
76,984.02	NET INCOME (LOSS) BEFORE TRANSFERS	(18,878.40)	(13,631.44)	161.00
	OPERATING TRANSFERS:			
8,500,000.00	OPERATING TRANSFERS IN	1,500,000.00	7,000,000.00	0.00
(7,000,000.00)	OPERATING TRANSFERS OUT	0.00	0.00	0.00
1,576,984.02	NET INCOME (LOSS)	1,481,121.60	6,986,368.56	161.00
	NET POSITION:			
28,004,124.42	BEGINNING OF PERIOD	455,610.01	(12,363,204.19)	716,622.81
\$29,581,108.44	END OF PERIOD	\$1,936,731.61	(\$5,376,835.63)	\$716,783.81

<u>DISTRICT CLERK PROFESSIONAL LIABILITY</u>	<u>EMPLOYEE BENEFITS</u>
\$25.00	\$3,927,826.32
0.00	9,640,643.34
<u>0.00</u>	<u>0.00</u>
25.00	13,568,469.66
0.00	867.88
0.00	11,606,128.38
0.00	1,085,196.81
0.00	645,069.44
<u>0.00</u>	<u>130,188.67</u>
0.00	13,467,451.18
25.00	101,018.48
<u>128.74</u>	<u>8,160.64</u>
153.74	109,179.12
0.00	0.00
<u>0.00</u>	<u>(7,000,000.00)</u>
153.74	(6,890,820.88)
<u>565,748.67</u>	<u>38,629,347.12</u>
<u>\$565,902.41</u>	<u>\$31,738,526.24</u>



TARRANT COUNTY
BUDGETARY INFORMATION



TARRANT COUNTY, TEXAS
SUMMARY BUDGET VERSUS ACTUAL (BUDGET BASIS) REVENUE AND EXPENDITURES
TAX SUPPORTED FUNDS
FOR THE TWO (2) MONTHS ENDED 11/30/2021

	CURRENT MONTH ACTUAL	YTD ACTUAL	BUDGET	PERCENT	LAST YEAR PERCENT
<u>GENERAL FUND</u>					
REVENUES:					
Taxes	\$32,894,802	\$44,402,420	\$463,878,186	9.57%	9.08%
Licenses	59,208	161,805	1,055,000	15.34%	12.50%
Fees of Office	3,025,370	6,151,086	58,227,400	10.56%	9.83%
Intergovernmental	1,496,690	1,848,237	23,242,417	7.95%	14.51%
Investment Income	44,788	90,012	230,750	39.01%	20.14%
Other Revenues	702,792	1,445,064	7,658,892	18.87%	25.21%
Transfers	58,030	115,969	630,000	18.41%	21.21%
Contingent			20,000,000		
Cash Carryforward		193,046,648	145,313,882		
	<u>\$38,281,680</u>	<u>\$247,261,241</u>	<u>\$720,236,527</u>	<u>34.33%</u>	<u>26.84%</u>
EXPENDITURES:					
Personnel	\$32,294,437.33	\$63,319,400	\$402,352,872	15.74%	15.82%
Other	8,434,199	38,120,837	130,948,128	29.11%	29.80%
Transfers	6,362,038	14,012,472	76,912,729	18.22%	16.91%
Grant Match and Subsidy	288,901	300,847	4,965,505	6.06%	7.34%
Undesignated			11,456,123		
Contingent			20,000,000		
Reserves			73,601,170		
	<u>\$47,379,575</u>	<u>\$115,753,556</u>	<u>\$720,236,527</u>	<u>16.07%</u>	<u>16.37%</u>
<u>ROAD & BRIDGE FUND</u>					
REVENUES:					
Taxes	\$3	\$31	\$0	OVER 100%	OVER 100%
Fees of Office	1,339,340	2,758,680	18,823,950	14.66%	16.28%
Intergovernmental	0	50,104	60,400	82.95%	OVER 100%
Investment Income	2,034	4,068	15,000	27.12%	32.43%
Other Revenues	119,578	119,579	172,000	69.52%	21.81%
Transfers	890,522	1,781,044	10,686,261	16.67%	16.67%
Cash Carryforward		15,059,553	11,481,998		
	<u>\$2,351,477</u>	<u>\$19,773,059</u>	<u>\$41,239,609</u>	<u>47.95%</u>	<u>44.08%</u>
EXPENDITURES:					
Personnel	\$1,776,037	\$3,518,640	\$23,378,165	15.05%	14.81%
Other	387,138	2,940,853	17,447,555	16.86%	20.71%
Grant Match and Subsidy	0	0	116,100	0.00%	0.00%
Undesignated			297,789		
	<u>\$2,163,175</u>	<u>\$6,459,493</u>	<u>\$41,239,609</u>	<u>15.66%</u>	<u>16.84%</u>
<u>DEBT SERVICE FUND</u>					
REVENUES:					
Taxes	\$2,379,255	\$3,216,948	\$34,100,247	9.43%	8.92%
Investment Income	370	592	15,090	3.92%	3.50%
Cash Carryforward		1,708,026	1,614,117		
	<u>\$2,379,625</u>	<u>\$4,925,566</u>	<u>\$35,729,454</u>	<u>13.79%</u>	<u>11.34%</u>
EXPENDITURES:					
Principal	\$0	\$0	\$27,560,000	0.00%	0.00%
Interest	0	0	6,659,454	0.00%	0.00%
Other Expenditures	0	1,250	10,000	12.50%	20.83%
Reserves			1,500,000		
	<u>\$0</u>	<u>\$1,250</u>	<u>\$35,729,454</u>	<u>0.00%</u>	<u>0.00%</u>

**TARRANT COUNTY, TEXAS
GENERAL FUND FEES OF OFFICE ANALYSIS
FOR THE TWO (2) MONTHS ENDED 11/30/2021
(BUDGET BASIS)**

<u>FEE OFFICE</u>	<u>ACTUAL REVENUE</u>	<u>ANNUAL BUDGET</u>	<u>PERCENT COLLECTED</u>	<u>LAST YEAR PERCENT</u>
Tax Assessor/Collector	\$1,188,012	\$34,364,500	3.46%	2.72%
County Clerk	2,528,806	11,030,500	22.93%	24.86%
Sheriff	68,020	420,500	16.18%	18.68%
Constable 1	111,516	528,000	21.12%	15.37%
Constable 2	114,089	457,000	24.96%	11.43%
Constable 3	98,525	417,000	23.63%	13.86%
Constable 4	75,068	399,000	18.81%	19.33%
Constable 5	47,841	241,000	19.85%	15.38%
Constable 6	82,686	358,000	23.10%	14.47%
Constable 7	94,083	398,000	23.64%	12.83%
Constable 8	81,400	408,000	19.95%	12.33%
District Clerk	661,675	4,110,000	16.10%	14.83%
Domestic Relations	205,177	1,088,300	18.85%	16.04%
District Attorney	19,520	84,000	23.24%	10.20%
Justice of Peace 1	31,258	162,000	19.30%	16.15%
Justice of Peace 2	35,440	172,000	20.60%	13.72%
Justice of Peace 3	26,472	153,000	17.30%	17.25%
Justice of Peace 4	31,816	170,000	18.72%	19.67%
Justice of Peace 5	19,546	112,000	17.45%	15.56%
Justice of Peace 6	41,394	202,000	20.49%	17.47%
Justice of Peace 7	42,620	243,000	17.54%	17.97%
Justice of Peace 8	21,573	120,000	17.98%	15.49%
County Courts	3,966	21,600	18.36%	19.27%
Elections	181	1,000	18.10%	OVER 100%
Medical Examiner	479,087	2,340,000	20.47%	23.10%
Other	<u>41,314</u>	<u>227,000</u>	<u>18.20%</u>	<u>18.42%</u>
TOTAL	<u><u>\$6,151,086</u></u>	<u><u>\$58,227,400</u></u>	<u>10.56%</u>	<u>9.83%</u>
RATABLE COLLECTION PERCENTAGE			<u><u>16.67%</u></u>	

TARRANT COUNTY, TEXAS
BUDGET REPORT
FOR THE TWO (2) MONTHS ENDED 11/30/2021

GENERAL FUND	CURRENT MONTH EXPENDITURES	ENCUMBRANCES AND COMMITMENTS	TOTAL EXPENDITURES & COMMITMENTS	TOTAL BUDGET	UNEXPENDED BUDGET	% BUDGET USED
County Judge	93,530.49	3,741.99	202,431.04	1,315,687.00	1,113,255.96	15.39%
County Administrator	229,550.88	4,131.42	474,512.17	3,284,537.00	2,810,024.83	14.45%
Non-Departmental	7,446,629.49	976,932.92	17,235,551.04	100,444,022.00	83,208,470.96	17.16%
Auditor	648,205.02	45,595.96	1,308,327.25	8,169,141.00	6,860,813.75	16.02%
Budget/Risk Management	82,283.82	-	161,241.89	997,882.00	836,640.11	16.16%
Tax Assessor / Collector	1,349,142.57	769,123.76	3,571,854.02	17,075,669.00	13,503,814.98	20.92%
Elections Administration	1,631,549.76	148,370.83	2,872,437.11	9,787,733.00	6,915,295.89	29.35%
Information Technology	4,051,870.10	2,849,504.61	10,374,089.92	48,507,836.00	38,133,746.08	21.39%
Human Resources	267,504.54	41,550.62	570,038.86	3,845,700.00	3,275,661.14	14.82%
Purchasing	209,449.96	3,466.06	454,120.85	2,682,836.00	2,228,715.15	16.93%
Facilities	461,708.55	650,526.01	1,468,007.87	5,772,034.00	4,304,026.13	25.43%
Sheriff	4,602,199.82	1,029,445.42	10,121,845.99	57,315,382.00	47,193,536.01	17.66%
Sheriff - Confinement	8,207,115.90	5,562,503.76	21,800,775.38	100,764,569.00	78,963,793.62	21.64%
Constable Precinct 1	120,672.46	4,996.31	246,993.36	1,484,478.00	1,237,484.64	16.64%
Constable Precinct 2	112,415.80	11,456.57	237,875.29	1,381,567.00	1,143,691.71	17.22%
Constable Precinct 3	127,657.06	20,490.56	274,591.26	1,664,930.00	1,390,338.74	16.49%
Constable Precinct 4	101,006.25	3,718.04	204,524.59	1,229,113.00	1,024,588.41	16.64%
Constable Precinct 5	81,258.58	12,051.31	163,901.01	1,100,275.00	936,373.99	14.90%
Constable Precinct 6	85,671.25	16,437.47	178,932.13	1,078,267.00	899,334.87	16.59%
Constable Precinct 7	118,086.58	15,000.00	253,014.89	1,574,409.00	1,321,394.11	16.07%
Constable Precinct 8	105,502.74	-	214,402.40	1,439,446.00	1,225,043.60	14.89%
Medical Examiner	924,751.07	422,210.78	2,499,188.89	14,589,467.00	12,090,278.11	17.13%
Fire Marshal	38,956.94	77.83	75,989.66	477,837.00	401,847.34	15.90%
Community Supervision	416,567.26	-	621,530.88	3,770,083.00	3,148,552.12	16.49%
Juvenile Services	1,746,675.35	1,494,548.19	4,823,233.64	23,313,732.00	18,490,498.36	20.69%
Buildings	1,750,046.70	6,163,986.45	8,764,341.09	26,688,815.00	17,924,473.91	32.84%
17TH District Court	27,274.05	-	52,185.40	314,519.00	262,333.60	16.59%
48TH District Court	25,290.50	297.86	47,545.69	314,978.00	267,432.31	15.09%
67TH District Court	25,573.23	69.95	50,190.03	311,787.00	261,596.97	16.10%
96TH District Court	26,227.02	9.72	50,987.05	313,409.00	262,421.95	16.27%
141ST District Court	31,830.07	71.12	56,613.39	311,100.00	254,486.61	18.20%
153RD District Court	26,724.09	-	52,638.82	324,322.00	271,683.18	16.23%
236TH District Court	25,824.86	-	50,911.56	320,116.00	269,204.44	15.90%
342ND District Court	25,950.07	-	50,824.76	316,769.00	265,944.24	16.04%
348TH District Court	25,563.36	-	50,125.07	312,183.00	262,057.93	16.06%
352ND District Court	25,648.05	-	50,944.74	310,748.00	259,803.26	16.39%
Criminal District Court 1	145,595.63	-	271,105.16	2,426,013.00	2,154,907.84	11.17%
Criminal District Court 2	113,496.82	-	222,879.43	2,042,930.00	1,820,050.57	10.91%
Criminal District Court 3	176,128.91	340.67	265,466.57	2,029,582.00	1,764,115.43	13.08%
Criminal District Court 4	133,841.25	-	233,703.99	1,949,274.00	1,715,570.01	11.99%
213TH District Court	213,927.71	-	402,884.29	2,422,581.00	2,019,696.71	16.63%
297TH District Court	102,451.51	1,367.90	220,246.14	1,993,127.00	1,772,880.86	11.05%
371ST District Court	266,542.86	-	411,676.11	2,371,918.00	1,960,241.89	17.36%
372ND District Court	125,312.86	273.70	249,339.41	2,109,818.00	1,860,478.59	11.82%
396TH District Court	193,872.54	400.11	347,681.88	2,656,541.00	2,308,859.12	13.09%
432ND District Court	169,801.30	-	339,559.87	2,416,249.00	2,076,689.13	14.05%
485TH District Court	-	-	-	2,267,103.00	2,267,103.00	0.00%
Magistrate Court	184,820.46	53,537.00	398,002.40	2,476,258.00	2,078,255.60	16.07%
231ST District Court	104,725.94	-	181,477.55	1,109,278.00	927,800.45	16.36%
233RD District Court	129,951.23	-	299,726.68	1,783,884.00	1,484,157.32	16.80%
322ND District Court	107,078.06	-	195,071.21	1,061,249.00	866,177.79	18.38%
323RD District Court	157,526.46	-	243,262.00	2,522,517.00	2,279,255.00	9.64%
324TH District Court	88,833.57	562.75	199,313.09	1,158,476.00	959,162.91	17.20%
325TH District Court	140,709.93	1,281.50	207,551.74	1,083,402.00	875,850.26	19.16%
360TH District Court	127,614.35	696.13	227,498.67	1,262,479.00	1,034,980.33	18.02%
Special Judges	20,452.96	-	31,767.52	283,397.00	251,629.48	11.21%
Criminal Court Administration	353,175.22	19,312.44	708,798.63	4,197,228.00	3,488,429.37	16.89%
Grand Jury	18,975.13	-	37,148.09	226,153.00	189,004.91	16.43%
Criminal Attorney Appointment	32,074.25	-	62,898.89	423,991.00	361,092.11	14.83%
Criminal Mental Health Court	53,591.15	36,788.20	148,043.59	925,626.00	777,582.41	15.99%
County Court at Law #1	53,343.60	31.52	105,270.85	660,926.00	555,655.15	15.93%
County Court at Law #2	52,952.46	-	103,736.08	653,377.00	549,640.92	15.88%
County Court at Law #3	53,563.41	189.85	103,422.29	651,409.00	547,986.71	15.88%
County Criminal Court 1	92,007.73	157.73	196,346.69	1,126,484.00	930,137.31	17.43%

**TARRANT COUNTY, TEXAS
BUDGET REPORT
FOR THE TWO (2) MONTHS ENDED 11/30/2021**

	CURRENT MONTH EXPENDITURES	ENCUMBRANCES AND COMMITMENTS	TOTAL EXPENDITURES ENCUMBRANCES & COMMITMENTS	TOTAL BUDGET	UNEXPENDED BUDGET	% BUDGET USED
GENERAL FUND (cont'd)						
County Criminal Court 2	84,236.95	-	168,256.91	1,113,640.00	945,383.09	15.11%
County Criminal Court 3	76,410.35	-	160,969.73	1,069,418.00	908,448.27	15.05%
County Criminal Court 4	93,401.18	-	163,626.65	1,046,286.00	882,659.35	15.64%
County Criminal Court 5	86,380.24	-	190,382.00	1,309,761.00	1,119,379.00	14.54%
County Criminal Court 6	71,983.49	-	149,032.52	872,182.00	723,149.48	17.09%
County Criminal Court 7	94,461.24	-	161,220.89	909,831.00	748,610.11	17.72%
County Criminal Court 8	97,552.48	-	147,081.27	897,699.00	750,617.73	16.38%
County Criminal Court 9	76,297.16	-	139,148.76	905,317.00	766,168.24	15.37%
County Criminal Court 10	68,952.10	12.50	130,405.58	826,385.00	695,979.42	15.78%
Probate Court 1	160,228.13	16.00	313,892.45	2,533,083.00	2,219,190.55	12.39%
Probate Court 2	150,246.23	44.48	290,669.51	2,250,166.00	1,959,496.49	12.92%
Justice of the Peace Pct 1	72,018.92	2,989.68	148,644.98	899,561.00	750,916.02	16.52%
Justice of the Peace Pct 2	68,659.93	7,044.14	145,713.39	892,928.00	747,214.61	16.32%
Justice of the Peace Pct 3	73,060.23	14,034.41	161,135.15	927,300.00	766,164.85	17.38%
Justice of the Peace Pct 4	81,332.71	7,691.24	157,760.77	860,211.00	702,450.23	18.34%
Justice of the Peace Pct 5	62,064.46	7,518.87	139,177.62	757,833.00	618,655.38	18.37%
Justice of the Peace Pct 6	69,211.71	6,957.99	147,296.25	903,244.00	755,947.75	16.31%
Justice of the Peace Pct 7	74,234.38	-	151,094.92	953,201.00	802,106.08	15.85%
Justice of the Peace Pct 8	68,908.51	7,905.16	148,905.71	865,965.00	717,059.29	17.20%
Crim District Attorney	3,542,977.65	150,863.32	7,072,310.45	47,262,476.00	40,190,165.55	14.96%
District Clerk	958,695.43	24,365.98	1,904,534.33	12,515,011.00	10,610,476.67	15.22%
County Clerk	953,437.54	87,384.20	1,966,676.07	13,437,277.00	11,470,600.93	14.64%
Domestic Relations	654,078.37	8,597.38	1,290,271.41	8,594,388.00	7,304,116.59	15.01%
Jury Services	214,140.86	305,442.00	663,484.08	2,140,187.00	1,476,702.92	31.00%
Courts / Judiciary	39,701.12	-	202,899.25	6,295,731.00	6,092,831.75	3.22%
Human Services	267,270.52	1,754.05	534,082.22	4,605,455.00	4,071,372.78	11.60%
Child Protective Services	11,489.00	2,114,413.00	2,156,658.98	2,441,413.00	284,754.02	88.34%
Public Assistance	7,909.63	93,340.37	101,250.00	1,345,695.00	1,244,445.00	7.52%
Texas AgriLife Extension	57,735.01	532.00	120,498.65	780,224.00	659,725.35	15.44%
Veterans Services	46,527.73	-	88,316.04	550,165.00	461,848.96	16.05%
Historical Commission	18,789.04	23.74	36,714.79	255,048.00	218,333.21	14.40%
10010-2022 General Fund - Cash Match						
Sheriff	28,583.81	-	28,583.81	101,537.00	72,953.19	28.15%
Criminal Court Administration	-	-	-	8,000.00	8,000.00	0.00%
Criminal District Attorney	-	-	-	329,029.00	329,029.00	0.00%
Historical Commission	-	-	-	39,500.00	39,500.00	0.00%
10020-2022 General Fund - Operating Subsidy						
County Administrator	1,623.91	-	3,247.82	20,000.00	16,752.18	16.24%
Sheriff	-	-	-	102,000.00	102,000.00	0.00%
Juvenile Services	254,273.84	5,850.18	260,501.84	4,221,645.00	3,961,143.16	6.17%
Criminal Court Administration	-	-	-	75,000.00	75,000.00	0.00%
Criminal District Attorney	4,419.70	-	8,513.20	68,794.00	60,280.80	12.37%
SUBTOTAL	47,379,575.10	23,212,035.71	115,753,555.81	615,179,234.00	499,425,678.19	18.82%
UNDESIGNATED				11,456,123.00	11,456,123.00	
CONTINGENT				20,000,000.00	20,000,000.00	
RESERVES				73,601,170.00	73,601,170.00	
FUND TOTAL	\$ 47,379,575.10	\$ 23,212,035.71	\$ 115,753,555.81	\$ 720,236,527.00	\$ 604,482,971.19	16.07%

**TARRANT COUNTY, TEXAS
BUDGET REPORT
FOR THE TWO (2) MONTHS ENDED 11/30/2021**

	<u>CURRENT MONTH EXPENDITURES</u>	<u>ENCUMBRANCES AND COMMITMENTS</u>	<u>TOTAL EXPENDITURES ENCUMBRANCES & COMMITMENTS</u>	<u>TOTAL BUDGET</u>	<u>UNEXPENDED BUDGET</u>	<u>% BUDGET USED</u>
ROAD AND BRIDGE (26100)						
Commissioner Precinct 1	568,443.53	1,229,364.54	2,284,614.26	10,049,038.00	7,764,423.74	22.73%
Commissioner Precinct 2	326,307.45	177,209.03	820,995.26	5,613,573.00	4,792,577.74	14.63%
Commissioner Precinct 3	345,650.52	90,801.95	794,968.58	5,339,999.00	4,545,030.42	14.89%
Commissioner Precinct 4	614,752.91	799,485.45	1,933,204.44	8,623,497.00	6,690,292.56	22.42%
Right of Way	57,371.52	-	77,226.66	6,301,960.00	6,224,733.34	1.23%
Transportation	230,930.57	6,397.36	464,367.86	4,169,941.00	3,705,573.14	11.14%
Road & Bridge Non-Department	19,718.00	8,712.00	84,116.00	727,712.00	643,596.00	11.56%
26110-2022 Road & Bridge Grant Match						
Transportation	-	-	-	116,100.00	116,100.00	0.00%
SUBTOTAL	<u>2,163,174.50</u>	<u>2,311,970.33</u>	<u>6,459,493.06</u>	<u>40,941,820.00</u>	<u>34,482,326.94</u>	<u>15.78%</u>
UNDESIGNATED				297,789.00	297,789.00	
FUND TOTAL	<u>\$ 2,163,174.50</u>	<u>\$ 2,311,970.33</u>	<u>\$ 6,459,493.06</u>	<u>\$ 41,239,609.00</u>	<u>\$ 34,780,115.94</u>	<u>15.66%</u>
DEBT SERVICE (32100)						
Interest and Sinking	-	-	1,250.00	34,229,454.00	34,228,204.00	0.00%
RESERVES				1,500,000.00	1,500,000.00	
FUND TOTAL	<u>\$ -</u>	<u>\$ -</u>	<u>\$ 1,250.00</u>	<u>\$ 35,729,454.00</u>	<u>\$ 35,728,204.00</u>	<u>0.00%</u>

TARRANT COUNTY, TEXAS
SPECIAL BUDGETS
BUDGET VERSUS ACTUAL (BUDGET BASIS) REVENUE
FOR THE TWO (2) MONTHS ENDED 11/30/2021

FUND #	FUND NAME	ACTUAL REVENUE	BUDGETED REVENUE	PERCENT COLLECTED
21100	Records Preservation/Automation-Filing	\$ 505,084	\$ 3,057,200	16.52%
21200	Records Preservation/Automation-Conviction	39,325	84,720	46.42%
21300	Records Preservation/Restoration	402,351	2,012,000	20.00%
21400	Court Record Preservation Fund	61,009	87,600	69.65%
21500	District Court Records Technology Fund	45,260	60,120	75.28%
21600	District Clerk Record Mgt & Preservation	30,324	506,240	5.99%
22100	Courthouse Security Fund	114,362	600,000	19.06%
22300	Consumer Health Fund	186,374	995,360	18.72%
22500	Alternative Dispute Resolution	64,264	601,200	10.69%
22600	Probate Contributions Fund	148	80,600	0.18%
22700	Justice Court Technology Fund	5,380	27,090	19.86%
22800	Justice Court Building Security	1,607	7,660	20.98%
22900	Child Abuse Prevention Fund	1,773	6,500	27.28%
23000	Family Protection	17,367	25,024	69.40%
23100	Guardianship	18,626	105,048	17.73%
23200	Drug & Alcohol Court	2,699	6,240	43.26%
23300	County and District Court Technology Fund	5,433	26,120	20.80%
23400	Specialty Courts Fund	23,529	80,100	29.37%
23500	Truancy Prevention and Diversion Fund	6,082	28,380	21.43%
24100	Law Library	197,633	1,195,960	16.53%
24200	Education Fund	4,550	25,000	18.20%
24300	Appellate Judicial System	25,779	155,024	16.63%
25100	Vehicle Inventory Tax	15,405	101,740	15.14%
45100	Non-Debt Capital	7,995,730	45,737,385	17.48%
45400	Capital Replacement Fund (Non-Debt)	2,500,281	15,000,000	16.67%
47600	2006 Bond Election - Buildings	3,029	10,000	30.29%
47700	2006 Bond Election - Transportation	6,639	30,000	22.13%
51100	Resource Connection	525,346	3,272,160	16.06%
51200	Oil & Gas Royalty Resource Connection	333	51,200	0.65%
61500	Self Insurance	1,505,169	1,501,800	OVER 100%
61900	Workers Compensation	7,483,733	9,908,534	75.53%
62100	County Clerk Professional Liability	161	480	33.54%
62200	District Clerk Professional Liability	154	360	42.71%
65100	Employee Group Insurance - Medical	13,540,630	87,548,000	15.47%
D6200	DA Restitution Collection Fee	90	-	OVER 100%
D8700	CDA State Forfeiture	67,969	1,440	OVER 100%
D8800	CDA Federal Forfeiture Justice Funds	22	72	31.00%
G1100	8th Admin Judicial Region	20,841	133,000	15.67%
S8700	Sheriff's Inmate Commissary Fund	359,956	1,624,560	22.16%
S9300	Combined Narcotics Enforcement Team	22,918	300,000	7.64%
S9500	Sheriff Federal Forfeiture-Treasury Funds	17,649	144	OVER 100%
S9600	Sheriff Federal Forfeiture-Non DEA	4,982	168	OVER 100%
S9700	Sheriff Federal Forfeiture-Justice Funds	34	120	28.12%
T0400	Public Health	319,122	13,451,532	2.37%
T0500	Section 125 Forfeitures	1,549	1,740	89.02%
T0600	Children's Home Fund	152	1,060	14.34%
T0700	Bail Bond Board	2,000	11,500	17.39%
T0800	TDPRS - Title IVE	33	96	33.92%
T0900	Constable Forfeiture	560	12	OVER 100%
T1000	Juvenile Probation District	4,263	18,200	23.42%
T1100	Unclaimed Juvenile Restitution	3	-	OVER 100%
T1300	Deferred Prosecution Program	8,525	22,340	38.16%
T2000	Historical Commission	1	-	OVER 100%
T2100	Historical Comm Archives	4	12	29.33%
T2300	Cemetery Fund	9	36	25.64%
T2600	Unclaimed Electrirc Coop Credits	655	2,400	27.31%
T2900	Fire Marshal Code	15,570	98,000	15.89%
T3000	DA - JPS Contract	112,967	677,804	16.67%

TARRANT COUNTY, TEXAS
SPECIAL BUDGETS
BUDGET VERSUS ACTUAL (BUDGET BASIS) REVENUE
FOR THE TWO (2) MONTHS ENDED 11/30/2021

<u>FUND #</u>	<u>FUND NAME</u>	<u>ACTUAL REVENUE</u>	<u>BUDGETED REVENUE</u>	<u>PERCENT COLLECTED</u>
T3100	Emergency Services District #1	12,942	94,000	13.77%
T3300	CSCD Bond Supervision Unit	864,980	4,661,235	18.56%
T3400	Courts Drug Program	6,722	-	OVER 100%
T3700	Medical Examiner Conference Fund	7	24	27.88%
T4100	PMC Insured - 340B	1,329,698	9,112,000	14.59%
T5200	Miscellaneous Donations-Juvenile Probation	511	524	97.57%
T5350	Donations Emergency Management	2	8	20.50%
T5600	Miscellaneous Donations - Human Services	11	12	92.42%
T5640	Human Services - Reliant Energy	2	-	OVER 100%
T5700	Miscellaneous Donations-CPS	4,047	4,012	OVER 100%
T5800	Miscellaneous Donations-Health Dept	8	24	33.79%
T5960	Miscellaneous Donations-Veteran Court Program	1,798	3,024	59.46%
T6000	Miscellaneous Donations-Family Court	505	500	OVER 100%
T6100	Miscellaneous Donations-CRCG	7	24	30.38%
T6200	Miscellaneous Donations-Peace Officers Memorial	10,459	72	OVER 100%
T7100	Contract Elections	23,786	-	OVER 100%

**TARRANT COUNTY, TEXAS
BUDGET REPORT
FOR THE TWO (2) MONTHS ENDED 11/30/2021**

	<u>CURRENT MONTH EXPENDITURES</u>	<u>ENCUMBRANCES AND COMMITMENTS</u>	<u>TOTAL EXPENDITURES ENCUMBRANCES & COMMITMENTS</u>	<u>TOTAL BUDGET</u>	<u>UNEXPENDED BUDGET</u>	<u>% BUDGET USED</u>
RECORDS PRESERVATION & AUTOMATION - FILINGS (21100)						
Information Technology	-	25,000.00	25,000.00	25,000.00	-	100.00%
County Clerk	521,282.39	23,000.00	673,299.13	12,140,459.00	11,467,159.87	5.55%
FUND TOTAL	<u>\$ 521,282.39</u>	<u>\$ 48,000.00</u>	<u>\$ 698,299.13</u>	<u>\$ 12,165,459.00</u>	<u>\$ 11,467,159.87</u>	<u>5.74%</u>
RECORDS PRESERVATION & AUTOMATION - CONVICTIONS (21200)						
Information Technology	34,966.73	-	65,486.73	436,835.00	371,348.27	14.99%
FUND TOTAL	<u>\$ 34,966.73</u>	<u>\$ -</u>	<u>\$ 65,486.73</u>	<u>\$ 436,835.00</u>	<u>\$ 371,348.27</u>	<u>14.99%</u>
RECORDS PRESERVATION & RESTORATION (21300)						
County Clerk	48,434.17	58,654.50	153,969.28	14,197,298.00	14,043,328.72	1.08%
FUND TOTAL	<u>\$ 48,434.17</u>	<u>\$ 58,654.50</u>	<u>\$ 153,969.28</u>	<u>\$ 14,197,298.00</u>	<u>\$ 14,043,328.72</u>	<u>1.08%</u>
COURT RECORD PRESERVATION FUND (21400)						
Information Technology	-	-	-	931,043.00	931,043.00	0.00%
District Clerk	29,896.99	-	58,808.99	386,896.00	328,087.01	15.20%
FUND TOTAL	<u>\$ 29,896.99</u>	<u>\$ -</u>	<u>\$ 58,808.99</u>	<u>\$ 1,317,939.00</u>	<u>\$ 1,259,130.01</u>	<u>4.46%</u>
DISTRICT COURT RECORD TECHNOLOGY FUND (21500)						
District Clerk	33,676.97	-	69,111.51	152,121.00	83,009.49	45.43%
FUND TOTAL	<u>\$ 33,676.97</u>	<u>\$ -</u>	<u>\$ 69,111.51</u>	<u>\$ 152,121.00</u>	<u>\$ 83,009.49</u>	<u>45.43%</u>
DISTRICT CLERK RECORD MANAGEMENT & PRESERVATION FUND (21600)						
District Clerk	-	-	-	804,266.00	804,266.00	0.00%
FUND TOTAL	<u>\$ -</u>	<u>\$ -</u>	<u>\$ -</u>	<u>\$ 804,266.00</u>	<u>\$ 804,266.00</u>	<u>0.00%</u>
COURTHOUSE SECURITY FUND (22100)						
Non-Departmental	57,124.29	-	114,362.14	600,000.00	485,637.86	19.06%
FUND TOTAL	<u>\$ 57,124.29</u>	<u>\$ -</u>	<u>\$ 114,362.14</u>	<u>\$ 600,000.00</u>	<u>\$ 485,637.86</u>	<u>19.06%</u>
CONSUMER HEALTH FUND (22300)						
Public Health	89,069.16	-	178,179.96	1,255,681.00	1,077,501.04	14.19%
FUND TOTAL	<u>\$ 89,069.16</u>	<u>\$ -</u>	<u>\$ 178,179.96</u>	<u>\$ 1,255,681.00</u>	<u>\$ 1,077,501.04</u>	<u>14.19%</u>
JUVENILE DELINQUENCY PREVENTION (22400)						
Juvenile Services	-	-	-	2,859.00	2,859.00	0.00%
FUND TOTAL	<u>\$ -</u>	<u>\$ -</u>	<u>\$ -</u>	<u>\$ 2,859.00</u>	<u>\$ 2,859.00</u>	<u>0.00%</u>

**TARRANT COUNTY, TEXAS
BUDGET REPORT
FOR THE TWO (2) MONTHS ENDED 11/30/2021**

	<u>CURRENT MONTH EXPENDITURES</u>	<u>ENCUMBRANCES AND COMMITMENTS</u>	<u>TOTAL EXPENDITURES ENCUMBRANCES & COMMITMENTS</u>	<u>TOTAL BUDGET</u>	<u>UNEXPENDED BUDGET</u>	<u>% BUDGET USED</u>
ADRS (22500)						
County Administrator	24,866.44	-	48,748.94	1,803,979.00	1,755,230.06	2.70%
FUND TOTAL	<u>\$ 24,866.44</u>	<u>\$ -</u>	<u>\$ 48,748.94</u>	<u>\$ 1,803,979.00</u>	<u>\$ 1,755,230.06</u>	<u>2.70%</u>
PROBATE CONTRIBUTIONS FUND (22600)						
Probate Court 1	4,373.37	-	8,000.44	408,137.00	400,136.56	1.96%
Probate Court 2	4,604.01	-	9,021.44	290,699.00	281,677.56	3.10%
FUND TOTAL	<u>\$ 8,977.38</u>	<u>\$ -</u>	<u>\$ 17,021.88</u>	<u>\$ 698,836.00</u>	<u>\$ 681,814.12</u>	<u>2.44%</u>
JUSTICE COURT TECHNOLOGY FUND (22700)						
Information Technology	-	12,615.98	12,615.98	204,310.00	191,694.02	6.17%
FUND TOTAL	<u>\$ -</u>	<u>\$ 12,615.98</u>	<u>\$ 12,615.98</u>	<u>\$ 204,310.00</u>	<u>\$ 191,694.02</u>	<u>6.17%</u>
JUSTICE COURT BLDG SECURITY (22800)						
Non-Departmental	905.99	-	1,607.06	7,660.00	6,052.94	20.98%
FUND TOTAL	<u>\$ 905.99</u>	<u>\$ -</u>	<u>\$ 1,607.06</u>	<u>\$ 7,660.00</u>	<u>\$ 6,052.94</u>	<u>20.98%</u>
CHILD ABUSE PREVENTION FUND (22900)						
Non-Departmental	-	-	-	17,213.00	17,213.00	0.00%
233rd District Court	-	-	-	5,000.00	5,000.00	0.00%
Public Health	-	-	-	82,500.00	82,500.00	0.00%
FUND TOTAL	<u>\$ -</u>	<u>\$ -</u>	<u>\$ -</u>	<u>\$ 104,713.00</u>	<u>\$ 104,713.00</u>	<u>0.00%</u>
FAMILY PROTECTION (23000)						
233rd District Court	-	-	-	40,470.00	40,470.00	0.00%
FUND TOTAL	<u>\$ -</u>	<u>\$ -</u>	<u>\$ -</u>	<u>\$ 40,470.00</u>	<u>\$ 40,470.00</u>	<u>0.00%</u>
GUARDIANSHIP (23100)						
Non-Departmental	-	-	-	189,060.00	189,060.00	0.00%
FUND TOTAL	<u>\$ -</u>	<u>\$ -</u>	<u>\$ -</u>	<u>\$ 189,060.00</u>	<u>\$ 189,060.00</u>	<u>0.00%</u>
DRUG & ALCOHOL COURT (23200)						
233rd District Court	-	-	-	203,045.00	203,045.00	0.00%
Criminal Court Administration	-	-	-	5,000.00	5,000.00	0.00%
FUND TOTAL	<u>\$ -</u>	<u>\$ -</u>	<u>\$ -</u>	<u>\$ 208,045.00</u>	<u>\$ 208,045.00</u>	<u>0.00%</u>
COUNTY & DISTRICT COURT TECHNOLOGY FUND (23300)						
Information Technology	-	-	-	186,612.00	186,612.00	0.00%
FUND TOTAL	<u>\$ -</u>	<u>\$ -</u>	<u>\$ -</u>	<u>\$ 186,612.00</u>	<u>\$ 186,612.00</u>	<u>0.00%</u>
SPECIALTY COURTS FUND (23400)						
Criminal Court Administration	13,045.66	25,000.00	50,295.78	200,962.00	150,666.22	25.03%
FUND TOTAL	<u>\$ 13,045.66</u>	<u>\$ 25,000.00</u>	<u>\$ 50,295.78</u>	<u>\$ 200,962.00</u>	<u>\$ 150,666.22</u>	<u>25.03%</u>

**TARRANT COUNTY, TEXAS
BUDGET REPORT
FOR THE TWO (2) MONTHS ENDED 11/30/2021**

	<u>CURRENT MONTH EXPENDITURES</u>	<u>ENCUMBRANCES AND COMMITMENTS</u>	<u>TOTAL EXPENDITURES ENCUMBRANCES & COMMITMENTS</u>	<u>TOTAL BUDGET</u>	<u>UNEXPENDED BUDGET</u>	<u>% BUDGET USED</u>
TRUANCY PREVENTION AND DIVERSION FUND (23500)						
233rd District Court	-	-	-	72,672.00	72,672.00	0.00%
FUND TOTAL	<u>\$ -</u>	<u>\$ -</u>	<u>\$ -</u>	<u>\$ 72,672.00</u>	<u>\$ 72,672.00</u>	<u>0.00%</u>
LAW LIBRARY (24100)						
Law Library	96,867.57	226,066.41	360,976.53	1,954,394.00	1,593,417.47	18.47%
Judicial Law Library	8,560.31	64,135.90	72,696.21	175,000.00	102,303.79	41.54%
FUND TOTAL	<u>\$ 105,427.88</u>	<u>\$ 290,202.31</u>	<u>\$ 433,672.74</u>	<u>\$ 2,129,394.00</u>	<u>\$ 1,695,721.26</u>	<u>20.37%</u>
EDUCATION FUND (24200)						
Sheriff	7,478.30	-	9,118.34	103,029.00	93,910.66	8.85%
Sheriff - Confinement	(429.19)	-	(429.19)	58,580.00	59,009.19	-0.73%
Constable Precinct 1	-	-	-	415.00	415.00	0.00%
Constable Precinct 2	-	-	-	7,821.00	7,821.00	0.00%
Constable Precinct 3	-	-	-	2,466.00	2,466.00	0.00%
Constable Precinct 4	-	-	-	10,834.00	10,834.00	0.00%
Constable Precinct 5	-	-	-	7,666.00	7,666.00	0.00%
Constable Precinct 6	-	-	-	9,981.00	9,981.00	0.00%
Constable Precinct 7	-	-	-	9,382.00	9,382.00	0.00%
Constable Precinct 8	-	-	-	1,881.00	1,881.00	0.00%
Fire Marshal	-	-	-	1.00	1.00	0.00%
Probate Court 1	508.58	-	508.58	67,522.00	67,013.42	0.75%
Probate Court 2	2,231.15	-	2,606.15	60,845.00	58,238.85	4.28%
FUND TOTAL	<u>\$ 9,788.84</u>	<u>\$ -</u>	<u>\$ 11,803.88</u>	<u>\$ 340,423.00</u>	<u>\$ 328,619.12</u>	<u>3.47%</u>
APPELLATE JUDICIAL SYSTEM (24300)						
Appeals Court	13,276.20	-	21,615.81	180,024.00	158,408.19	12.01%
FUND TOTAL	<u>\$ 13,276.20</u>	<u>\$ -</u>	<u>\$ 21,615.81</u>	<u>\$ 180,024.00</u>	<u>\$ 158,408.19</u>	<u>12.01%</u>
VEHICLE INVENTORY TAX (25100)						
Tax Assessor / Collector	5,760.60	-	15,065.33	1,846,801.00	1,831,735.67	0.82%
FUND TOTAL	<u>\$ 5,760.60</u>	<u>\$ -</u>	<u>\$ 15,065.33</u>	<u>\$ 1,846,801.00</u>	<u>\$ 1,831,735.67</u>	<u>0.82%</u>
NON-DEBT CAPITAL (45100)						
County Judge	-	-	-	1,470.00	1,470.00	0.00%
County Administrator	-	-	-	27,579.00	27,579.00	0.00%
Non-Departmental	-	-	-	4,288,382.00	4,288,382.00	0.00%
Auditor	-	3,678.71	3,678.71	3,680.00	1.29	99.96%
Tax Assessor / Collector	-	2,950.96	2,950.96	10,500.00	7,549.04	28.10%
Elections Administration	-	434,872.00	434,872.00	1,286,036.00	851,164.00	33.81%
Information Technology	995,262.34	6,213,029.05	7,234,188.55	21,953,684.00	14,719,495.45	32.95%
Human Resources	-	2,535.50	2,535.50	5,652.00	3,116.50	44.86%
Purchasing	-	31,650.31	31,650.31	31,800.00	149.69	99.53%
Facilities	-	372,648.55	372,648.55	1,230,325.00	857,676.45	30.29%
Sheriff	-	119,914.34	119,914.34	335,873.00	215,958.66	35.70%
Sheriff - Confinement	-	319,352.85	319,352.85	393,200.00	73,847.15	81.22%
Constable Precinct 2	-	3,228.00	3,228.00	3,385.00	157.00	95.36%
Constable Precinct 7	-	-	-	2,345.00	2,345.00	0.00%
Constable Precinct 8	-	-	-	1,800.00	1,800.00	0.00%
Medical Examiner	20,554.65	350,837.20	371,883.59	443,145.00	71,261.41	83.92%
Community Supervision	-	3,120.19	3,120.19	24,452.00	21,331.81	12.76%
Juvenile Services	1,080.68	26,336.31	27,416.99	44,984.00	17,567.01	60.95%
Buildings	85,103.42	1,055,959.53	1,164,234.80	69,189,871.00	68,025,636.20	1.68%
Criminal Court Administration	-	7,246.00	7,246.00	10,400.00	3,154.00	69.67%

**TARRANT COUNTY, TEXAS
BUDGET REPORT
FOR THE TWO (2) MONTHS ENDED 11/30/2021**

	CURRENT MONTH EXPENDITURES	ENCUMBRANCES AND COMMITMENTS	TOTAL EXPENDITURES ENCUMBRANCES & COMMITMENTS	TOTAL BUDGET	UNEXPENDED BUDGET	% BUDGET USED
NON-DEBT CAPITAL (45100) (cont'd)						
Probate Court 1	-	-	-	9,700.00	9,700.00	0.00%
Probate Court 2	-	355.55	355.55	360.00	4.45	98.76%
Justice of the Peace Pct 2	-	-	-	1,544.00	1,544.00	0.00%
Justice of the Peace Pct 4	-	1,542.50	1,542.50	1,544.00	1.50	99.90%
Justice of the Peace Pct 8	-	-	-	1,544.00	1,544.00	0.00%
Crim District Attorney	45,995.00	29,529.27	75,524.27	124,104.00	48,579.73	60.86%
District Clerk	-	-	-	5,000.00	5,000.00	0.00%
County Clerk	-	-	2,022.35	17,150.00	15,127.65	11.79%
Domestic Relations	-	462.00	1,037.34	1,612.00	574.66	64.35%
Courts / Judiciary	-	-	-	75,640.00	75,640.00	0.00%
Human Services	-	3,228.00	3,228.00	3,400.00	172.00	94.94%
Veterans Services	-	-	-	8,765.00	8,765.00	0.00%
Commissioner Precinct 1	-	2,951.88	2,951.88	1,135,583.00	1,132,631.12	0.26%
Commissioner Precinct 2	-	-	-	1,503,464.00	1,503,464.00	0.00%
Commissioner Precinct 3	-	-	-	786,525.00	786,525.00	0.00%
Commissioner Precinct 4	-	464,270.00	464,270.00	2,132,630.00	1,668,360.00	21.77%
Transportation	-	1,239,912.07	1,239,912.07	2,094,638.00	854,725.93	59.19%
FUND TOTAL	\$ 1,147,996.09	\$ 10,689,610.77	\$ 11,889,765.30	\$ 107,191,766.00	\$ 95,302,000.70	11.09%
CAPITAL REPLACEMENT FUND (NON-DEBT) (45400)						
Information Technology	-	5,400.00	5,400.00	5,000,000.00	4,994,600.00	0.11%
Facilities	-	-	-	8,500,000.00	8,500,000.00	0.00%
Transportation	-	81,825.00	81,825.00	1,500,000.00	1,418,175.00	5.46%
FUND TOTAL	\$ -	\$ 87,225.00	\$ 87,225.00	\$ 15,000,000.00	\$ 14,912,775.00	0.58%
2006 BOND ELECTION-BUILDINGS (47600)						
Non-Departmental Buildings	-	-	-	1,761,332.00	1,761,332.00	0.00%
	-	-	-	6,910.00	6,910.00	0.00%
FUND TOTAL	\$ -	\$ -	\$ -	\$ 1,768,242.00	\$ 1,768,242.00	0.00%
2006 BOND ELECTION-TRANSPORTATION (47700)						
Non-Departmental Transportation	-	-	-	1,964,366.00	1,964,366.00	0.00%
	-	2,060,000.00	2,060,000.00	18,320,368.00	16,260,368.00	11.24%
FUND TOTAL	\$ -	\$ 2,060,000.00	\$ 2,060,000.00	\$ 20,284,734.00	\$ 18,224,734.00	10.16%
RESOURCE CONNECTION (51100)						
Non-Departmental Resource Connection	-	-	-	1,565,782.00	1,565,782.00	0.00%
	203,051.87	538,776.14	844,857.44	3,606,378.00	2,761,520.56	23.43%
FUND TOTAL	\$ 203,051.87	\$ 538,776.14	\$ 844,857.44	\$ 5,172,160.00	\$ 4,327,302.56	16.33%
OIL & GAS ROYALTY (51200)						
Resource Connection	-	-	-	1,502,326.00	1,502,326.00	0.00%
FUND TOTAL	\$ -	\$ -	\$ -	\$ 1,502,326.00	\$ 1,502,326.00	0.00%
SELF INSURANCE (61500)						
Self Insurance	5,880.30	851.25	24,853.49	2,478,115.00	2,453,261.51	1.00%
FUND TOTAL	\$ 5,880.30	\$ 851.25	\$ 24,853.49	\$ 2,478,115.00	\$ 2,453,261.51	1.00%

**TARRANT COUNTY, TEXAS
BUDGET REPORT
FOR THE TWO (2) MONTHS ENDED 11/30/2021**

	<u>CURRENT MONTH EXPENDITURES</u>	<u>ENCUMBRANCES AND COMMITMENTS</u>	<u>TOTAL EXPENDITURES ENCUMBRANCES & COMMITMENTS</u>	<u>TOTAL BUDGET</u>	<u>UNEXPENDED BUDGET</u>	<u>% BUDGET USED</u>
WORKERS COMPENSATION/ SELF INSURANCE (61900)						
Self Insurance	195,479.20	42,435.00	447,370.04	9,908,534.00	9,461,163.96	4.51%
FUND TOTAL	<u>\$ 195,479.20</u>	<u>\$ 42,435.00</u>	<u>\$ 447,370.04</u>	<u>\$ 9,908,534.00</u>	<u>\$ 9,461,163.96</u>	<u>4.51%</u>
COUNTY CLERK PROFESSIONAL LIABILITY (62100)						
County Clerk	-	-	-	717,053.00	717,053.00	0.00%
FUND TOTAL	<u>\$ -</u>	<u>\$ -</u>	<u>\$ -</u>	<u>\$ 717,053.00</u>	<u>\$ 717,053.00</u>	<u>0.00%</u>
DISTRICT CLERK PROFESSIONAL LIABILITY (62200)						
District Clerk	-	-	-	546,182.00	546,182.00	0.00%
FUND TOTAL	<u>\$ -</u>	<u>\$ -</u>	<u>\$ -</u>	<u>\$ 546,182.00</u>	<u>\$ 546,182.00</u>	<u>0.00%</u>
EMPLOYEE GROUP INSURANCE- MEDICAL (65100)						
Non-Departmental	431.88	51,906.50	7,155,794.38	30,757,000.00	23,601,205.62	23.27%
Self Insurance	7,334,867.64	-	14,615,100.34	88,335,525.00	73,720,424.66	16.54%
FUND TOTAL	<u>\$ 7,335,299.52</u>	<u>\$ 51,906.50</u>	<u>\$ 21,770,894.72</u>	<u>\$ 119,092,525.00</u>	<u>\$ 97,321,630.28</u>	<u>18.28%</u>
CARES ACT (CARES)						
COVID Testing	2,849.93	567.46	31,573.20	750,000.00	718,426.80	4.21%
County Operations	31,502.73	5,617.60	125,097.13	1,250,000.00	1,124,902.87	10.01%
FUND TOTAL	<u>\$ 34,352.66</u>	<u>\$ 6,185.06</u>	<u>\$ 156,670.33</u>	<u>\$ 2,000,000.00</u>	<u>\$ 1,843,329.67</u>	<u>7.83%</u>
AMERICAN RESCUE PLAN ACT (CARPA)						
Prepare for the Future	279,389.23	739,167.60	1,116,667.87	51,260,417.00	50,143,749.13	2.18%
Improve Public Health & Wellness	48,291.75	8,256,116.41	13,207,417.01	64,739,583.00	51,532,165.99	20.40%
Revitalize the Economy	-	-	-	40,000,000.00	40,000,000.00	0.00%
Strengthen the Community	8,897.54	-	8,897.54	40,000,000.00	39,991,102.46	0.02%
FUND TOTAL	<u>\$ 336,578.52</u>	<u>\$ 8,995,284.01</u>	<u>\$ 14,332,982.42</u>	<u>\$ 196,000,000.00</u>	<u>\$ 181,667,017.58</u>	<u>7.31%</u>
CRIMINAL DISTRICT ATTORNEY RESTITUTION COLLECTION FEE (D6200)						
District Attorney	958.50	-	958.50	44,459.00	43,500.50	2.16%
FUND TOTAL	<u>\$ 958.50</u>	<u>\$ -</u>	<u>\$ 958.50</u>	<u>\$ 44,459.00</u>	<u>\$ 43,500.50</u>	<u>2.16%</u>
CRIMINAL DISTRICT ATTORNEY STATE FORFEITURE (D8700)						
Criminal District Attorney	32,196.83	7,998.73	74,985.53	1,250,191.00	1,175,205.47	6.00%
FUND TOTAL	<u>\$ 32,196.83</u>	<u>\$ 7,998.73</u>	<u>\$ 74,985.53</u>	<u>\$ 1,250,191.00</u>	<u>\$ 1,175,205.47</u>	<u>6.00%</u>

TARRANT COUNTY, TEXAS
BUDGET REPORT
FOR THE TWO (2) MONTHS ENDED 11/30/2021

	CURRENT MONTH EXPENDITURES	ENCUMBRANCES AND COMMITMENTS	TOTAL EXPENDITURES ENCUMBRANCES & COMMITMENTS	TOTAL BUDGET	UNEXPENDED BUDGET	% BUDGET USED
CRIMINAL DISTRICT ATTORNEY FEDERAL FORFEITURE JUSTICE FUNDS (D8800)						
Criminal District Attorney	-	-	-	90,467.00	90,467.00	0.00%
FUND TOTAL	<u>\$ -</u>	<u>\$ -</u>	<u>\$ -</u>	<u>\$ 90,467.00</u>	<u>\$ 90,467.00</u>	<u>0.00%</u>
CRIMINAL DISTRICT ATTORNEY FEDERAL FORFEITURE TREASURY FUNDS (D8900)						
Criminal District Attorney	-	-	-	93.00	93.00	0.00%
FUND TOTAL	<u>\$ -</u>	<u>\$ -</u>	<u>\$ -</u>	<u>\$ 93.00</u>	<u>\$ 93.00</u>	<u>0.00%</u>
8TH ADMIN JUDICIAL REGION (G1100)						
8th Admin Judicial Region	10,253.99	-	20,557.84	133,000.00	112,442.16	15.46%
FUND TOTAL	<u>\$ 10,253.99</u>	<u>\$ -</u>	<u>\$ 20,557.84</u>	<u>\$ 133,000.00</u>	<u>\$ 112,442.16</u>	<u>15.46%</u>
SHERIFF'S INMATE COMMISSARY (S8700)						
Sheriff - Confinement	217,736.59	76,752.88	498,177.94	5,692,268.00	5,194,090.06	8.75%
FUND TOTAL	<u>\$ 217,736.59</u>	<u>\$ 76,752.88</u>	<u>\$ 498,177.94</u>	<u>\$ 5,692,268.00</u>	<u>\$ 5,194,090.06</u>	<u>8.75%</u>
COMBINED NARCOTICS ENFORCEMENT TEAM (S9300)						
Sheriff	17,149.22	42,281.28	84,781.14	416,000.00	331,218.86	20.38%
FUND TOTAL	<u>\$ 17,149.22</u>	<u>\$ 42,281.28</u>	<u>\$ 84,781.14</u>	<u>\$ 416,000.00</u>	<u>\$ 331,218.86</u>	<u>20.38%</u>
SHERIFF FEDERAL FORFEITURE-TREASURY (S9500)						
Sheriff	638.95	2,043.46	2,682.41	100,144.00	97,461.59	2.68%
FUND TOTAL	<u>\$ 638.95</u>	<u>\$ 2,043.46</u>	<u>\$ 2,682.41</u>	<u>\$ 100,144.00</u>	<u>\$ 97,461.59</u>	<u>2.68%</u>
SHERIFF DRUG FORFEITURE-NON DEA (S9600)						
Sheriff	-	-	-	192,592.00	192,592.00	0.00%
FUND TOTAL	<u>\$ -</u>	<u>\$ -</u>	<u>\$ -</u>	<u>\$ 192,592.00</u>	<u>\$ 192,592.00</u>	<u>0.00%</u>
SHERIFF FEDERAL FORFEITURE-JUSTICE (S9700)						
Sheriff	279.98	-	524.97	145,996.00	145,471.03	0.36%
FUND TOTAL	<u>\$ 279.98</u>	<u>\$ -</u>	<u>\$ 524.97</u>	<u>\$ 145,996.00</u>	<u>\$ 145,471.03</u>	<u>0.36%</u>
PUBLIC HEALTH (T0400)						
T0400-2022 Public Health						
Buildings	6,597.52	1,210.00	7,917.52	170,000.00	162,082.48	4.66%
Public Health	1,143,316.13	1,539,044.57	3,639,878.45	18,291,425.00	14,651,546.55	19.90%
T0410-2022 Public Health - Cash Match						
Public Health	66,131.10	-	92,265.92	812,525.00	720,259.08	11.36%
T0420-2022 Public Health-Operating Subsidy						
Public Health	21,221.65	11,948.00	48,209.66	4,500,000.00	4,451,790.34	1.07%
T0450-2022 Public Health 1115 Wavier						
Non-Departmental	-	-	-	28,145,168.00	28,145,168.00	0.00%
Public Health	162,637.30	48,512.24	373,265.64	8,755,141.00	8,381,875.36	4.26%
FUND TOTAL	<u>\$ 1,399,903.70</u>	<u>\$ 1,600,714.81</u>	<u>\$ 4,161,537.19</u>	<u>\$ 60,674,259.00</u>	<u>\$ 56,512,721.81</u>	<u>6.86%</u>

**TARRANT COUNTY, TEXAS
BUDGET REPORT
FOR THE TWO (2) MONTHS ENDED 11/30/2021**

	<u>CURRENT MONTH EXPENDITURES</u>	<u>ENCUMBRANCES AND COMMITMENTS</u>	<u>TOTAL EXPENDITURES ENCUMBRANCES & COMMITMENTS</u>	<u>TOTAL BUDGET</u>	<u>UNEXPENDED BUDGET</u>	<u>% BUDGET USED</u>
SECTION 125 FORFEITURES (T0500)						
Self Insurance	4,679.55	74,978.97	79,850.52	1,703,627.00	1,623,776.48	4.69%
FUND TOTAL	<u>\$ 4,679.55</u>	<u>\$ 74,978.97</u>	<u>\$ 79,850.52</u>	<u>\$ 1,703,627.00</u>	<u>\$ 1,623,776.48</u>	<u>4.69%</u>
CHILDREN'S HOME FUND (T0600)						
Juvenile Services	115.98	2,963.88	3,079.86	74,997.00	71,917.14	4.11%
FUND TOTAL	<u>\$ 115.98</u>	<u>\$ 2,963.88</u>	<u>\$ 3,079.86</u>	<u>\$ 74,997.00</u>	<u>\$ 71,917.14</u>	<u>4.11%</u>
BAIL BOND BOARD (T0700)						
Non-Departmental	1,430.00	-	1,525.00	12,500.00	10,975.00	12.20%
FUND TOTAL	<u>\$ 1,430.00</u>	<u>\$ -</u>	<u>\$ 1,525.00</u>	<u>\$ 12,500.00</u>	<u>\$ 10,975.00</u>	<u>12.20%</u>
TDRPS - TITLE IVE (T0800)						
Child Protective Services	191.22	338.50	725.30	78,261.00	77,535.70	0.93%
FUND TOTAL	<u>\$ 191.22</u>	<u>\$ 338.50</u>	<u>\$ 725.30</u>	<u>\$ 78,261.00</u>	<u>\$ 77,535.70</u>	<u>0.93%</u>
CONSTABLE FORFEITURE (T0900)						
Constable Precinct 7	-	-	-	12,342.00	12,342.00	0.00%
FUND TOTAL	<u>\$ -</u>	<u>\$ -</u>	<u>\$ -</u>	<u>\$ 12,342.00</u>	<u>\$ 12,342.00</u>	<u>0.00%</u>
CONSTABLE FORFEITURE - FEDERAL (T0970)						
Constable Precinct 7	-	-	-	577.00	577.00	0.00%
FUND TOTAL	<u>\$ -</u>	<u>\$ -</u>	<u>\$ -</u>	<u>\$ 577.00</u>	<u>\$ 577.00</u>	<u>0.00%</u>
JUVENILE PROBATION DISTRICT (T1000)						
Juvenile Services	1,102.78	209.99	1,403.76	243,088.00	241,684.24	0.58%
FUND TOTAL	<u>\$ 1,102.78</u>	<u>\$ 209.99</u>	<u>\$ 1,403.76</u>	<u>\$ 243,088.00</u>	<u>\$ 241,684.24</u>	<u>0.58%</u>
UNCLAIMED JUVENILE RESTITUTION (T1100)						
Juvenile Services	-	-	-	11,357.00	11,357.00	0.00%
FUND TOTAL	<u>\$ -</u>	<u>\$ -</u>	<u>\$ -</u>	<u>\$ 11,357.00</u>	<u>\$ 11,357.00</u>	<u>0.00%</u>
DEFERRED PROSECUTION PROGRAM (T1300)						
Criminal District Attorney	1,485.00	-	3,495.00	22,340.00	18,845.00	15.64%
FUND TOTAL	<u>\$ 1,485.00</u>	<u>\$ -</u>	<u>\$ 3,495.00</u>	<u>\$ 22,340.00</u>	<u>\$ 18,845.00</u>	<u>15.64%</u>
HISTORICAL COMMISSION (T2000)						
Historical Commission	-	-	-	4,282.00	4,282.00	0.00%
FUND TOTAL	<u>\$ -</u>	<u>\$ -</u>	<u>\$ -</u>	<u>\$ 4,282.00</u>	<u>\$ 4,282.00</u>	<u>0.00%</u>
HISTORICAL COMMISSION ARCHIVES (T2100)						
Historical Commission	-	-	-	15,673.00	15,673.00	0.00%
FUND TOTAL	<u>\$ -</u>	<u>\$ -</u>	<u>\$ -</u>	<u>\$ 15,673.00</u>	<u>\$ 15,673.00</u>	<u>0.00%</u>

**TARRANT COUNTY, TEXAS
BUDGET REPORT
FOR THE TWO (2) MONTHS ENDED 11/30/2021**

	<u>CURRENT MONTH EXPENDITURES</u>	<u>ENCUMBRANCES AND COMMITMENTS</u>	<u>TOTAL EXPENDITURES ENCUMBRANCES & COMMITMENTS</u>	<u>TOTAL BUDGET</u>	<u>UNEXPENDED BUDGET</u>	<u>% BUDGET USED</u>
CEMETERY FUND (T2300)						
Historical Commission	-	-	-	41,103.00	41,103.00	0.00%
FUND TOTAL	<u>\$ -</u>	<u>\$ -</u>	<u>\$ -</u>	<u>\$ 41,103.00</u>	<u>\$ 41,103.00</u>	<u>0.00%</u>
UNCLAIMED ELECTRIC COOP CREDITS (T2600)						
Non-Departmental	-	-	-	2,538,804.00	2,538,804.00	0.00%
FUND TOTAL	<u>\$ -</u>	<u>\$ -</u>	<u>\$ -</u>	<u>\$ 2,538,804.00</u>	<u>\$ 2,538,804.00</u>	<u>0.00%</u>
FIRE MARSHAL CODE (T2900)						
Fire Marshal	428.98	2,093.83	3,552.57	406,282.00	402,729.43	0.87%
FUND TOTAL	<u>\$ 428.98</u>	<u>\$ 2,093.83</u>	<u>\$ 3,552.57</u>	<u>\$ 406,282.00</u>	<u>\$ 402,729.43</u>	<u>0.87%</u>
DISTRICT ATTORNEY JPS CONTRACT (T3000)						
Criminal District Attorney	53,635.07	-	105,173.21	677,804.00	572,630.79	15.52%
FUND TOTAL	<u>\$ 53,635.07</u>	<u>\$ -</u>	<u>\$ 105,173.21</u>	<u>\$ 677,804.00</u>	<u>\$ 572,630.79</u>	<u>15.52%</u>
EMERGENCY SERVICES DISTRICT (T3100)						
Fire Marshal	6,582.36	-	12,930.02	94,000.00	81,069.98	13.76%
FUND TOTAL	<u>\$ 6,582.36</u>	<u>\$ -</u>	<u>\$ 12,930.02</u>	<u>\$ 94,000.00</u>	<u>\$ 81,069.98</u>	<u>13.76%</u>
CSCD BOND SUPERVISION UNIT (T3300)						
Community Supervision	354,211.37	183,293.79	865,202.36	4,661,235.00	3,796,032.64	18.56%
FUND TOTAL	<u>\$ 354,211.37</u>	<u>\$ 183,293.79</u>	<u>\$ 865,202.36</u>	<u>\$ 4,661,235.00</u>	<u>\$ 3,796,032.64</u>	<u>18.56%</u>
CRIMINAL COURTS DRUG PROGRAM (T3400)						
Criminal Court Administration	1,307.00	-	2,812.00	-	(2,812.00)	0.00%
FUND TOTAL	<u>\$ 1,307.00</u>	<u>\$ -</u>	<u>\$ 2,812.00</u>	<u>\$ -</u>	<u>\$ (2,812.00)</u>	<u>0.00%</u>
MEDICAL EXAMINER CONFERENCE (T3700)						
Medical Examiner	-	-	-	28,296.00	28,296.00	0.00%
FUND TOTAL	<u>\$ -</u>	<u>\$ -</u>	<u>\$ -</u>	<u>\$ 28,296.00</u>	<u>\$ 28,296.00</u>	<u>0.00%</u>
PMC INSURED - 340B (T4100)						
Public Health	875,603.30	1,430,524.01	2,963,216.14	18,002,558.00	15,039,341.86	16.46%
FUND TOTAL	<u>\$ 875,603.30</u>	<u>\$ 1,430,524.01</u>	<u>\$ 2,963,216.14</u>	<u>\$ 18,002,558.00</u>	<u>\$ 15,039,341.86</u>	<u>16.46%</u>
MISCELLANEOUS DONATIONS - JUVENILE PROBATION (T5200)						
Juvenile Services	350.39	-	1,033.09	26,501.00	25,467.91	3.90%
FUND TOTAL	<u>\$ 350.39</u>	<u>\$ -</u>	<u>\$ 1,033.09</u>	<u>\$ 26,501.00</u>	<u>\$ 25,467.91</u>	<u>3.90%</u>

TARRANT COUNTY, TEXAS
BUDGET REPORT
FOR THE TWO (2) MONTHS ENDED 11/30/2021

	CURRENT MONTH EXPENDITURES	ENCUMBRANCES AND COMMITMENTS	TOTAL EXPENDITURES ENCUMBRANCES & COMMITMENTS	TOTAL BUDGET	UNEXPENDED BUDGET	% BUDGET USED
DONATIONS EMERGENCY MANAGEMENT (T5350)						
County Administrator	-	-	-	7,080.00	7,080.00	0.00%
FUND TOTAL	<u>\$ -</u>	<u>\$ -</u>	<u>\$ -</u>	<u>\$ 7,080.00</u>	<u>\$ 7,080.00</u>	<u>0.00%</u>
MISCELLANEOUS DONATIONS - HUMAN SERVICES (T5600)						
Human Services	5,711.62	-	9,119.51	53,228.00	44,108.49	17.13%
FUND TOTAL	<u>\$ 5,711.62</u>	<u>\$ -</u>	<u>\$ 9,119.51</u>	<u>\$ 53,228.00</u>	<u>\$ 44,108.49</u>	<u>17.13%</u>
MISCELLANEOUS DONATIONS - HUMAN SERVICES-RELIANT (T5640)						
Human Services	1,589.95	-	4,438.47	11,835.00	7,396.53	37.50%
FUND TOTAL	<u>\$ 1,589.95</u>	<u>\$ -</u>	<u>\$ 4,438.47</u>	<u>\$ 11,835.00</u>	<u>\$ 7,396.53</u>	<u>37.50%</u>
MISCELLANEOUS DONATIONS - HUMAN SERVICES-CIRRO (T5642)						
Human Services	-	-	-	1,028.00	1,028.00	0.00%
FUND TOTAL	<u>\$ -</u>	<u>\$ -</u>	<u>\$ -</u>	<u>\$ 1,028.00</u>	<u>\$ 1,028.00</u>	<u>0.00%</u>
HUMAN SERVICES-DIRECT ENERGY (T5646)						
Human Services	516.31	-	1,807.84	5,086.00	3,278.16	35.55%
FUND TOTAL	<u>\$ 516.31</u>	<u>\$ -</u>	<u>\$ 1,807.84</u>	<u>\$ 5,086.00</u>	<u>\$ 3,278.16</u>	<u>35.55%</u>
MISCELLANEOUS DONATIONS - CPS (T5700)						
Child Protective Services	200.83	-	200.83	11,692.00	11,491.17	1.72%
FUND TOTAL	<u>\$ 200.83</u>	<u>\$ -</u>	<u>\$ 200.83</u>	<u>\$ 11,692.00</u>	<u>\$ 11,491.17</u>	<u>1.72%</u>
MISCELLANEOUS DONATIONS - HEALTH DEPT (T5800)						
Public Health	-	-	-	33,239.00	33,239.00	0.00%
FUND TOTAL	<u>\$ -</u>	<u>\$ -</u>	<u>\$ -</u>	<u>\$ 33,239.00</u>	<u>\$ 33,239.00</u>	<u>0.00%</u>
MISCELLANEOUS DONATIONS - VETERAN COURT PROGRAM (T5960)						
Veterans Diversion Court	3,448.00	-	3,448.00	24,338.00	20,890.00	14.17%
FUND TOTAL	<u>\$ 3,448.00</u>	<u>\$ -</u>	<u>\$ 3,448.00</u>	<u>\$ 24,338.00</u>	<u>\$ 20,890.00</u>	<u>14.17%</u>
MISCELLANEOUS DONATIONS - FAMILY COURT SERVICES (T6000)						
Domestic Relations	-	-	-	500.00	500.00	0.00%
FUND TOTAL	<u>\$ -</u>	<u>\$ -</u>	<u>\$ -</u>	<u>\$ 500.00</u>	<u>\$ 500.00</u>	<u>0.00%</u>

**TARRANT COUNTY, TEXAS
BUDGET REPORT
FOR THE TWO (2) MONTHS ENDED 11/30/2021**

	<u>CURRENT MONTH EXPENDITURES</u>	<u>ENCUMBRANCES AND COMMITMENTS</u>	<u>TOTAL EXPENDITURES & COMMITMENTS</u>	<u>TOTAL BUDGET</u>	<u>UNEXPENDED BUDGET</u>	<u>% BUDGET USED</u>
MISCELLANEOUS DONATIONS - CRCG (T6100)						
Public Assistance	1,380.00	-	1,380.00	28,438.00	27,058.00	4.85%
FUND TOTAL	<u>\$ 1,380.00</u>	<u>\$ -</u>	<u>\$ 1,380.00</u>	<u>\$ 28,438.00</u>	<u>\$ 27,058.00</u>	<u>4.85%</u>
MISCELLANEOUS DONATIONS - PEACE OFFICER MEMORIAL (T6200)						
County Administrator	-	-	48.88	15,000.00	14,951.12	0.33%
Buildings	-	1,500.00	3,750.00	74,479.00	70,729.00	5.03%
FUND TOTAL	<u>\$ -</u>	<u>\$ 1,500.00</u>	<u>\$ 3,798.88</u>	<u>\$ 89,479.00</u>	<u>\$ 85,680.12</u>	<u>4.25%</u>
MISCELLANEOUS DONATIONS - LAW ENFORCEMENT (T6300)						
Sheriff	-	-	-	500.00	500.00	0.00%
FUND TOTAL	<u>\$ -</u>	<u>\$ -</u>	<u>\$ -</u>	<u>\$ 500.00</u>	<u>\$ 500.00</u>	<u>0.00%</u>
ATTF RENTAL ASSOC DONATION (T6500)						
Sheriff	60.00	-	60.00	343.00	283.00	17.49%
FUND TOTAL	<u>\$ 60.00</u>	<u>\$ -</u>	<u>\$ 60.00</u>	<u>\$ 343.00</u>	<u>\$ 283.00</u>	<u>17.49%</u>
SHERIFF'S EMPLOYEE RECOGNITION AND AWARD (T7000)						
Sheriff	-	-	-	1,449.00	1,449.00	0.00%
FUND TOTAL	<u>\$ -</u>	<u>\$ -</u>	<u>\$ -</u>	<u>\$ 1,449.00</u>	<u>\$ 1,449.00</u>	<u>0.00%</u>
CONTRACT ELECTIONS (T7100)						
Elections Administration	2,544.79	-	2,544.79	70,000.00	67,455.21	3.64%
FUND TOTAL	<u>\$ 2,544.79</u>	<u>\$ -</u>	<u>\$ 2,544.79</u>	<u>\$ 70,000.00</u>	<u>\$ 67,455.21</u>	<u>3.64%</u>
ELECTIONS CHAPTER 19 (T7300)						
Elections Administration	-	-	-	520,298.00	520,298.00	0.00%
FUND TOTAL	<u>\$ -</u>	<u>\$ -</u>	<u>\$ -</u>	<u>\$ 520,298.00</u>	<u>\$ 520,298.00</u>	<u>0.00%</u>