Tarrant County Public Health
Division of Epidemiology and Health Information

Tarrant County Influenza Surveillance Weekly Report
CDC Week 46: November 13–19, 2011

Influenza Activity Code, County and State Levels

Tarrant County: Week 46	Tarrant County: Week 45	Texas: Week 45
Local	Sporadic	Sporadic

Respiratory Virus Activity Summary

- The percentage of reported influenza-like illness (ILI) in Tarrant County ***increased*** from 1.5% in week 45 to 1.7% in week 46 and is currently below the 2011-2012 HHS region 6 (Arkansas, Louisiana, New Mexico, Oklahoma and Texas) baseline (4.3%).

- The percentage of all cause absenteeism was **3.8%** during week 44 in Tarrant County. Absenteeism due to ILI and school nurse office visits due to ILI were **1.9% and 2.6%** respectively during week 45 in Tarrant County.

- The percentage of flu screen positive tests in Tarrant County ***decreased*** from 0.6% in week 45 to 0.3% in week 46.

- During the 2011-2012 influenza season, **0** Tarrant County influenza-associated pediatric deaths have been reported.

- Since last report, **8** specimen results were received from The North Texas Regional Laboratory. The following types and number of viruses were detected in these specimens: **Rhinovirus AND Human parainfluenza virus-1 (1)**

- Cumulatively this season, the North Texas Regional Laboratory at Tarrant County Public Health has tested **49** specimens.

- At the national level during week 45, 1.40% of specimens tested and reported to the CDC were positive for influenza. The proportion of outpatient visits for ILI (1.2%) was ***below*** the national baseline (2.4%), and the proportion of deaths attributed to pneumonia and influenza (6.1%) was ***below*** the epidemic threshold (6.9%).

Eight-Week Influenza Like Illness (ILI): Local and State Levels

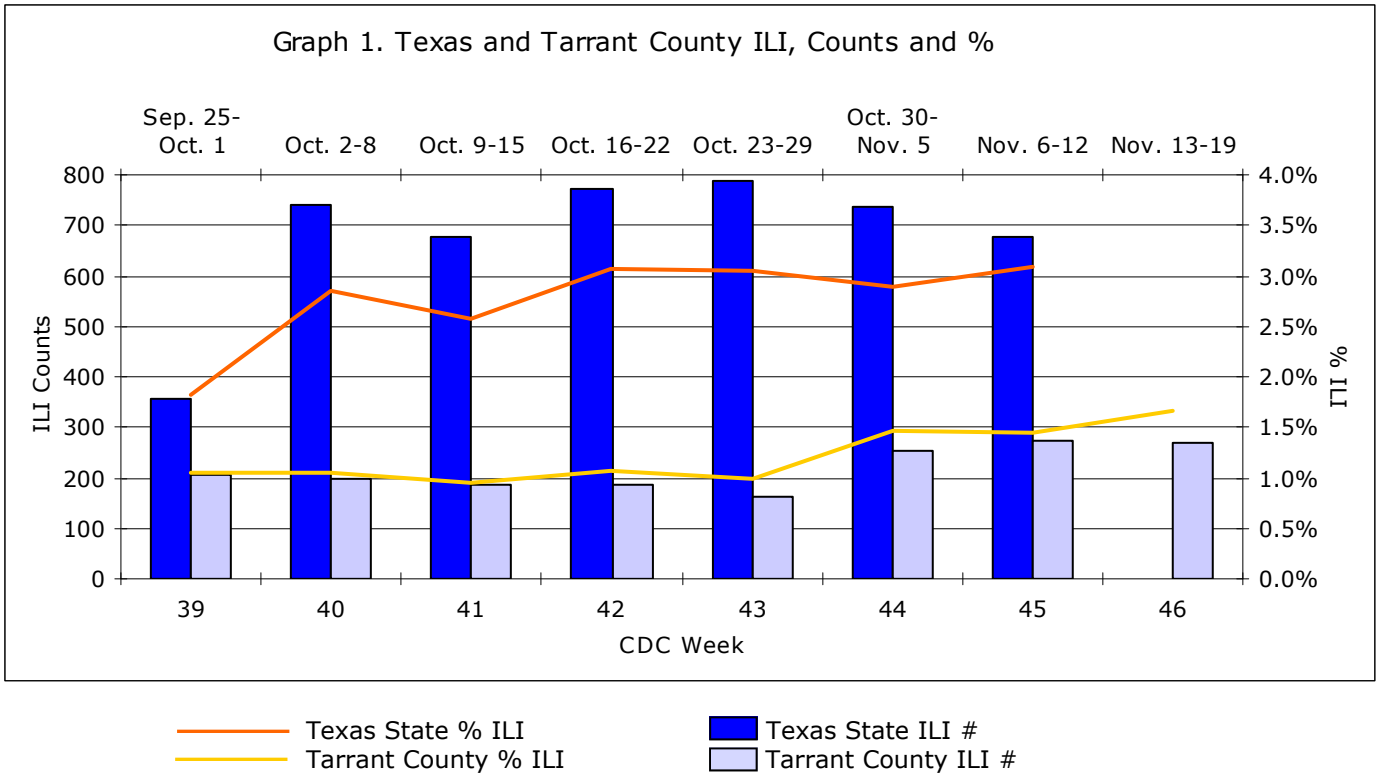

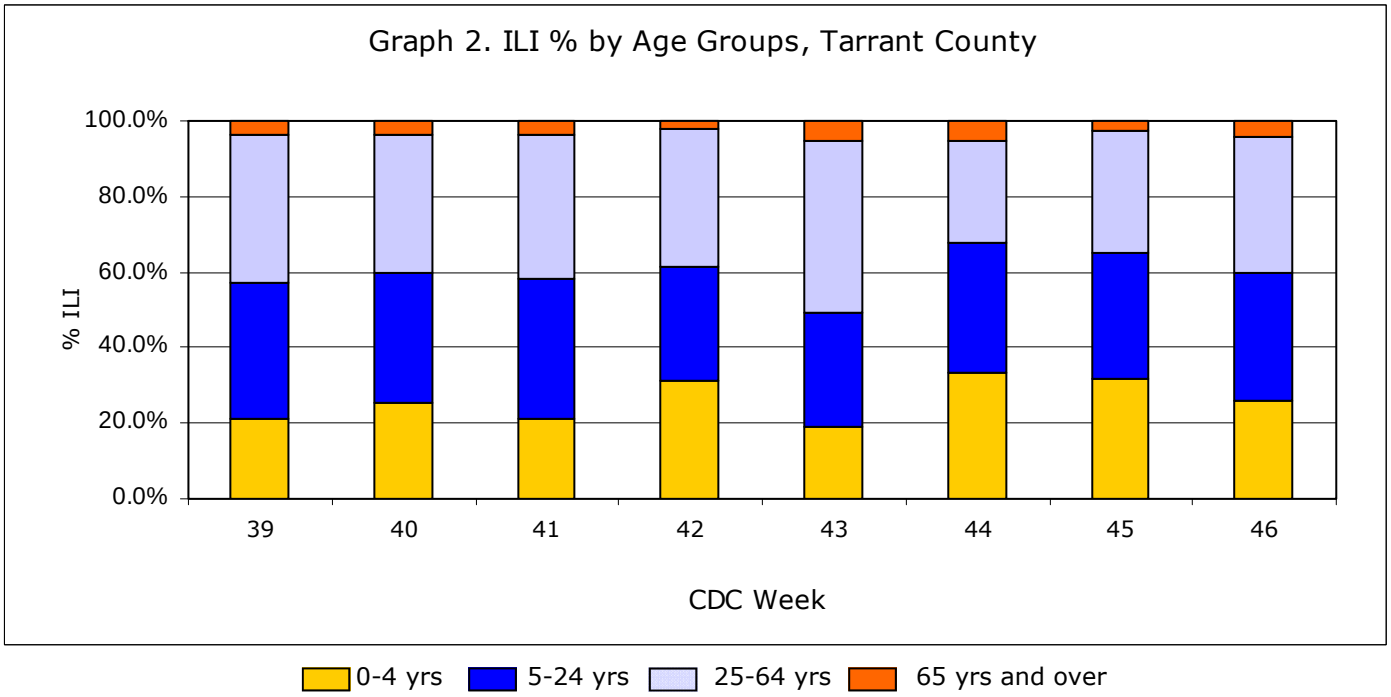

In week 46, 1.7% of visits to health care providers were due to ILI. ILI levels are currently below the regional established baseline of 4.3% and lower than state of Texas levels. In Tarrant County, of 270 patients presenting with ILI the majority (35.6%) were between 25-64 years of age. Those 65 years and older accounted for the lowest percentage of health care visits due to ILI (4.4%).

NOTE: Tarrant County ILI activity is assessed using information provided by surveillance participants and the Electronic Surveillance System for the Early Notification of Community-based Epidemics (ESSENCE). Texas ILI activity is assessed using information provided by a network of physicians. For week 46, 24 surveillance participants reported ILI information to Tarrant County Public Health. For week 45, 53 physicians reported information to the Texas Department of State Health Services.

Influenza Confirmatory and Screening Test Results: Tarrant County

Table 1. North Texas Regional Laboratory: Respiratory Virus Results[1]

	Current Week	**2011-2012 Season**
Number of Specimens Tested	**8**	**49**
Positive Specimens	1 (12.5%)	14 (28.6%)
Influenza A	0 (0.0%)	0 (0.0%)
Influenza A H1[2]	0 (0.0%)	0 (0.0%)
Influenza A H3	0 (0.0%)	0 (0.0%)
Influenza A, Inconclusive subtype	0 (0.0%)	0 (0.0%)
Influenza A, Unsubtypeable[2]	0 (0.0%)	0 (0.0%)
Influenza B	0 (0.0%)	0 (0.0%)
Respiratory Syncytial Virus	0 (0.0%)	1 (7.1%)
Adenovirus	0 (0.0%)	0 (0.0%)
Human Metapneumovirus	0 (0.0%)	0 (0.0%)
Parainfluenza-1	1 (100.0%)	3 (21.4%)
Parainfluenza-2	0 (0.0%)	0 (0.0%)
Parainfluenza-3	0 (0.0%)	0 (0.0%)
Rhinovirus	1 (100.0%)	12 (85.7%)
Inconclusive[3]	0 (0.0%)	0 (0.0%)

[1] *Laboratory results based on real-time PCR analysis; information is for the 2011-2012 season.*
[2] *Influenza A subtype not determined; further analysis pending.*
[3] *Inconclusive for influenza A and influenza B.*
NOTE: 2 specimens tested positive for both human parainfluenza virus-1 AND rhinovirus.

Table 2. Influenza Screening Test Results– *Tarrant County*

CDC Week Number	**44 (Oct. 30–Nov. 5)**	**45 (Nov. 6–12)**	**46 (Nov. 13–19)**
# Influenza Tests Performed	293	348	333
% Influenza Positive	1.7%	0.6%	0.3%
# Influenza A Positive	3	2	1
% Influenza A Positive	60.0%	100.0%	100.0%
# Influenza B Positive	2	0	0
% Influenza B Positive	40.0%	0.0%	0.0%
# Non-differentiated Positive	0.0	0.0	0.0
% Non-differentiated Positive	0.0%	0.0%	0.0%

School Absenteeism and Influenza Like Illness (ILI)

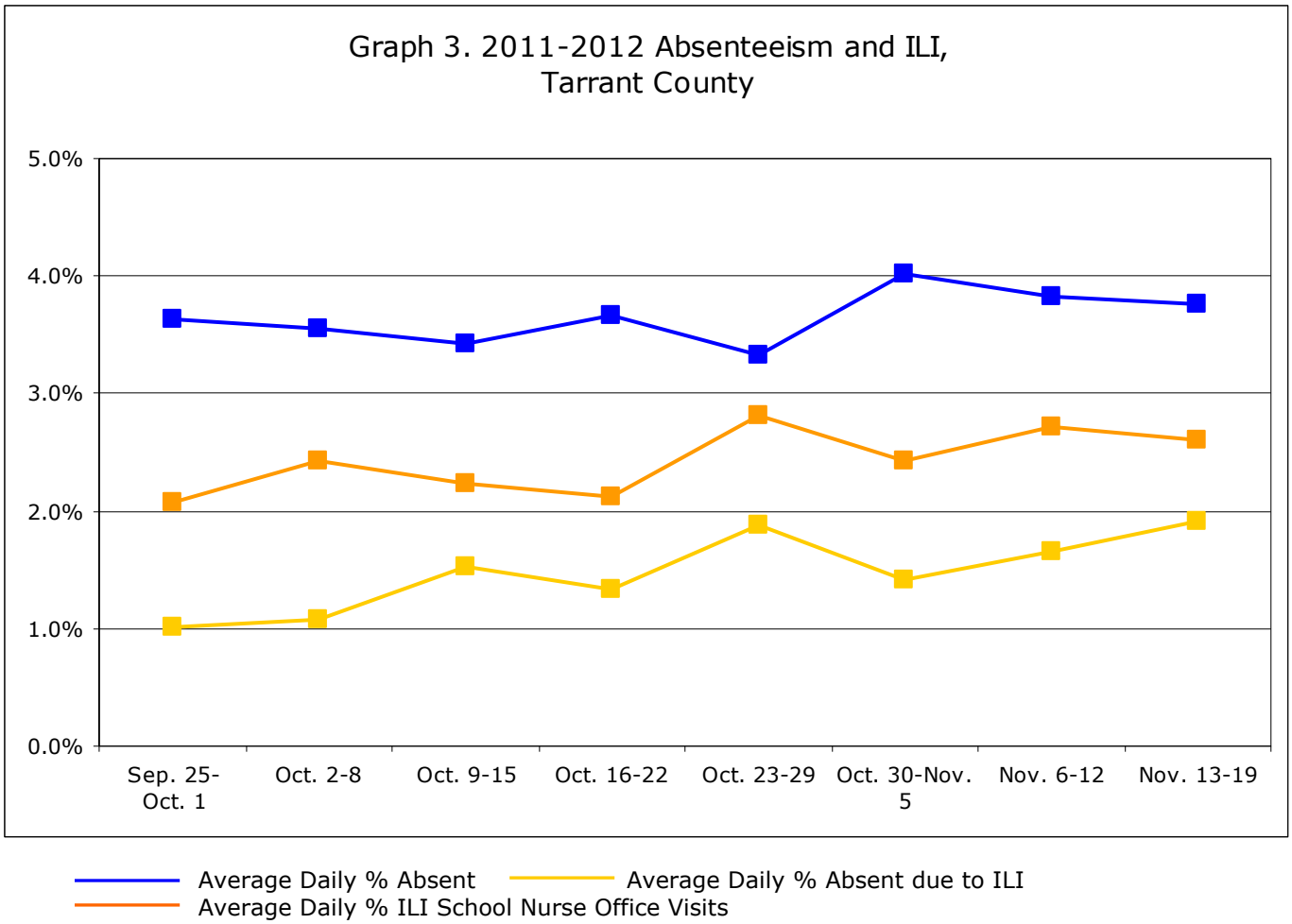

Table 3. Weekly Influenza Like Illness (ILI) and Absenteeism, %

CDC Week Number	44 (Oct. 30–Nov. 5)	45 (Nov. 6–12)	46 (Nov. 13–19)	*Baseline*
School Average Daily % Absent	4.0%	3.8%	3.8%	**4.1%**
School Average Daily % ILI Absent	1.4%	1.7%	1.9%	***
School Average % ILI seen in nurse's office	2.4%	2.7%	2.6%	***

NOTE: Tarrant County absenteeism and student ILI is collected from 17 school districts located within Tarrant County. For week 46, 8 school districts provided general absenteeism data, 6 school districts provided data regarding absenteeism due to ILI, and 6 school districts provided data regarding nurses' office visits due to ILI.

****Baseline percentage for absenteeism due to ILI and proportion of school nurses office visits due to ILI not yet established.*

The Tarrant County Influenza Surveillance Weekly Report is available on the Tarrant County Public Health web site at:
www.tarrantcounty.com/flu

If you have questions or comments regarding influenza surveillance, please contact:

Diana Cervantes, MS, MPH
Epidemiologist
dcervantes@tarrantcounty.com

Tarrant County Public Health

Influenza Surveillance
Epidemiology and Health Information

1101 South Main Street, Suite 2200
Fort Worth, TX 76104

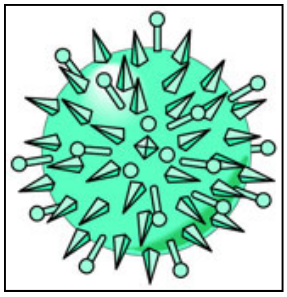

Lou K. Brewer, RN, MPH
Director, Tarrant County Public Health

NOTE:

Influenza-like Illness (ILI) is defined as fever (temperature ≥ 100°F) plus a cough OR a sore throat, in the absence of a known cause other than influenza.

Tarrant County reporting quadrants consist of Northwest, Northeast, Southwest and Southeast regions within the boundaries of Interstate 35 and Interstate 30.

Regional ILI baselines are determined by the Centers for Disease Control and Prevention and can be accessed at http://www.cdc.gov/flu/weekly/fluactivity.htm#SGSI

Absenteeism baseline is the average weekly absenteeism experienced during April-May during the 2006-2007 and 2007-2008 school years. Some data points may be excluded due to holidays and inclement weather.

Additional information regarding Tarrant County and statewide activity codes can be accessed at www.tarrantcounty.com/flu and http://www.dshs.state.tx.us/idcu/disease/influenza/surveillance/2011/

Anita Kurian, MBBS, DrPH
Division Manager & Chief Epidemiologist
Epidemiology and Health Information
Tarrant County Public Health

Main Epidemiology Division Number : (817) 321-5350
Disease Reporting Fax Number: (817) 850-8921
24-Hour Contact Number: (817) 994-3708